

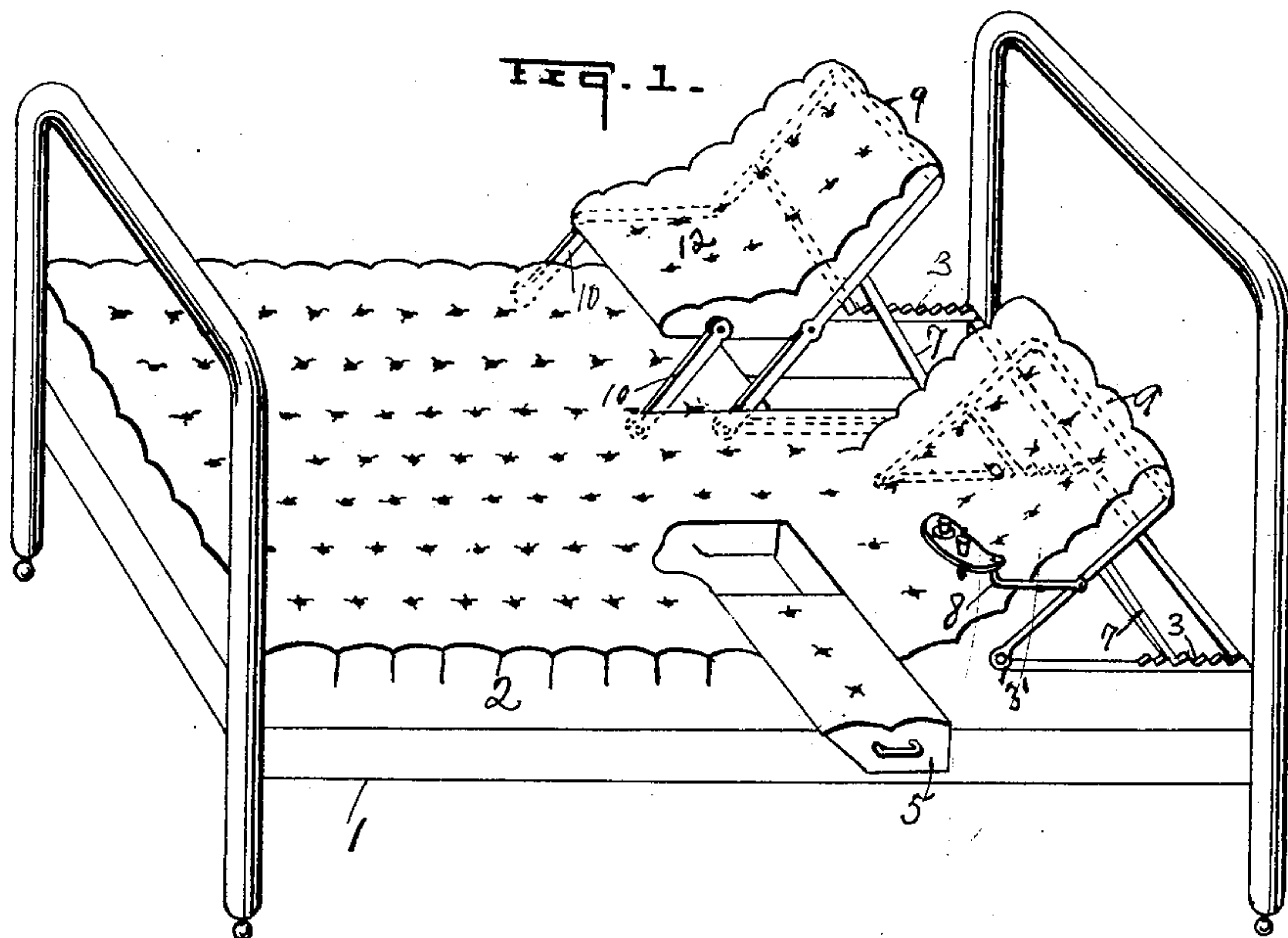
No. 771,076.

PATENTED SEPT. 27, 1904.

H. KINTZ.  
BED MATTRESS.

APPLICATION FILED APR. 13, 1904.

NO MODEL.



११७.८.

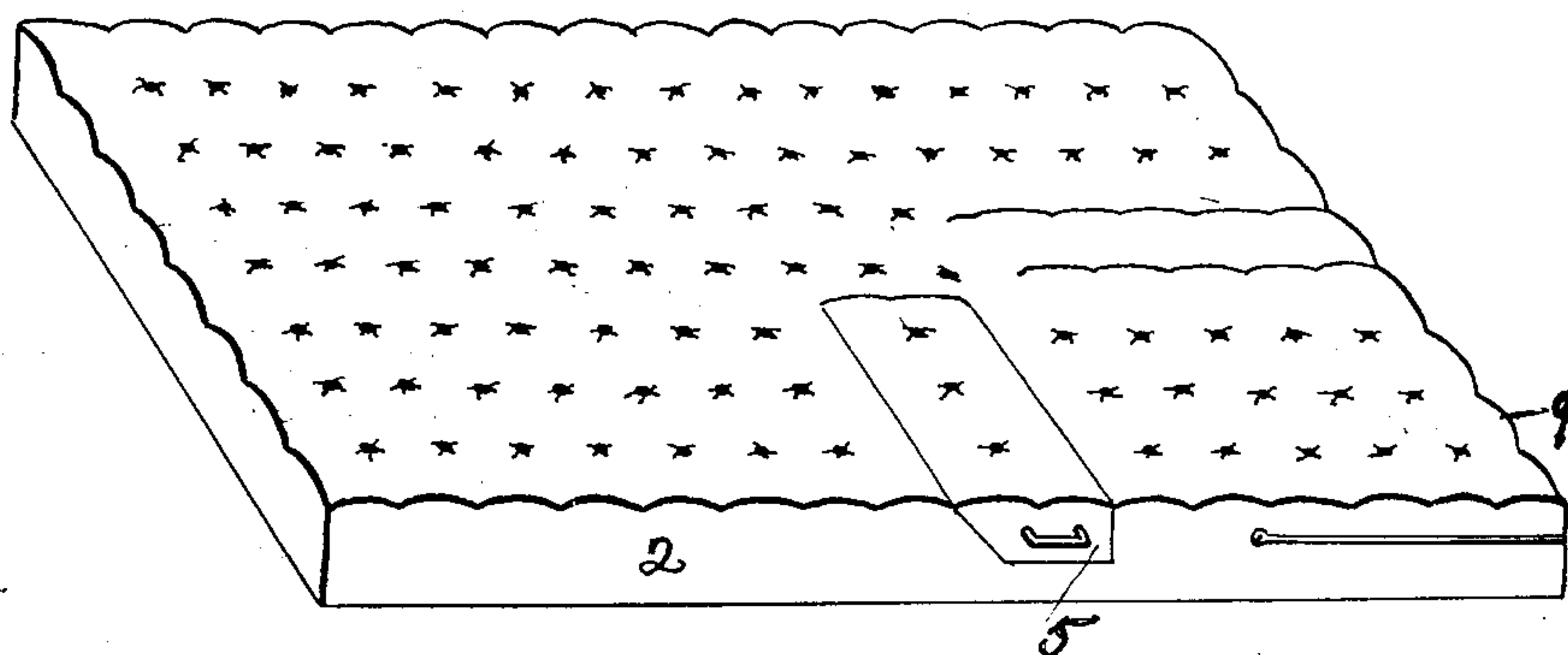
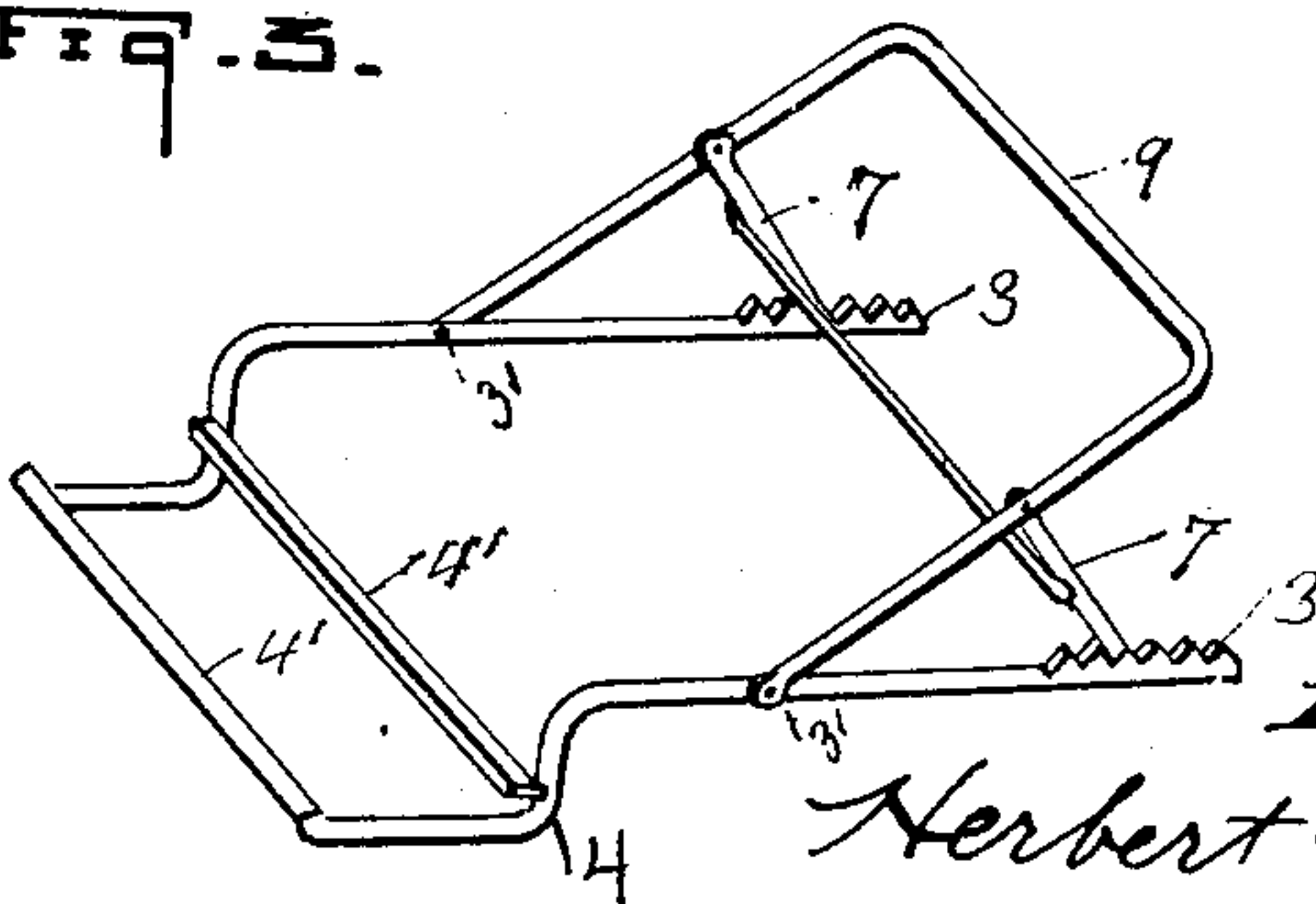


Fig. 5.



*Witnesses:*

J. P. Giffman,  
H. W. Stevenson

*Inventor*

Herbert Kintz

by J. H. Stevenson

*Attorney.*

# UNITED STATES PATENT OFFICE.

HERBERT KINTZ, OF SHARPSBURG, PENNSYLVANIA.

## BED-MATTRESS.

SPECIFICATION forming part of Letters Patent No. 771,076, dated September 27, 1904.

Application filed April 13, 1904. Serial No. 203,043. (No model.)

*To all whom it may concern:*

Be it known that I, HERBERT KINTZ, a citizen of the United States, residing at Sharpsburg, in the county of Allegheny and State of Pennsylvania, have invented certain new and useful Improvements in Bed-Mattresses; and I do declare the following to be a full, clear, and exact description of the invention, such as will enable others skilled in the art to which it appertains to make and use the same, reference being had to the accompanying drawings, and to the figures of reference marked thereon, which form a part of this specification.

My invention relates to a new and useful improvement in bed-mattresses, especially those for use in a sick-room or hospital, my invention consisting in a novel attachment to said mattress whereby the patient can be easily raised to a sitting posture or the necessities of life attended to in an easy and expeditious manner, as will be more fully described in detail hereinafter.

In the accompanying drawings, forming a part of this specification, I have illustrated my invention by several views, in which—

Figure 1 is a view of my improved mattress in position on a bed, showing the adjustable sections elevated at an angle and the drawer or box partially removed. Fig. 2 is a view of my improved mattress with the adjustable sections and drawer in their natural position and corresponding with the surrounding parts of the mattress. Fig. 3 is a view of the framework forming one of the adjustable sections of the mattress and the slotted portion thereof.

Numerals of reference designate like parts throughout the several views.

The numeral 1 represents the bed, and 2 a mattress seated therein. Formed in the mattress at one end thereof is a framework consisting of two parallel ratchet-rods 3, having downwardly-extending parts 4 and the guide-braces 4', said parts forming the framework of a slotted portion in the mattress in which is operatively seated a sliding box 5. Hinged to the ratchet-rods 3 at 3' is the adjustable framework-section of the mattress 9, to which are pivoted the arms 7, the free ends of which engage and operate in the ratchets 3. The

adjustable section 9 of the mattress and the sliding box or drawer 5 are upholstered to correspond with the surrounding parts of the mattress and when in their natural position will conform to the same.

Attached to the outer edge of the adjustable section of the mattress is a swinging shelf or rest 8, that when not in use will lay close to the side of the mattress. In the modified form of framework constituting another adjustable section of the mattress I provide a chair formed integral with the body of the mattress and consisting of the parallel ratchet-rods 3, support or back 9, seat 12, legs 10, and arms 7, all properly upholstered and pivoted in combination with each other that when in a natural or collapsible position the chair will conform to the surrounding sections of the mattress.

By means of my improved form of mattress the occupant of the bed will not have to be handled, but can be gently and easily raised or lowered by the aforesaid means. The necessities of life can be easily attended to by simply pulling out the sliding drawer or box 5 and inserting in the space made vacant a pan 6 or other receptacle, thus avoiding the necessity of lifting the patient above the level of the mattress, as is now required by present methods.

The collapsible chair attachment will permit of the patient sitting up in bed and of being gently lowered again without exertion or effort on his or her part.

In providing a rest or shelf of suitable size and strength hinged or pivoted to the outer edge of the adjustable section medicine or food can be served to the patient easily and advantageously and the disadvantages of a tray dispensed with.

Having thus fully shown and described my invention, what I claim as new, and desire to secure by Letters Patent, is—

In combination with a mattress having cut-out portions therein, a drawer slidably mounted in one cut-out portion, a frame mounted in the other cut-out portion comprising a pair of parallel ratchet-bars having downwardly-curved and outwardly-extending support-forming portions, guide members carried on



the last-named parts, and connecting the same,  
a pivoted frame mounted on the ratchet-bars,  
a pair of pivoted arms secured one to each  
side of the frame and adapted to engage the  
5 ratchet, means connecting the same, and an  
upholstered mattress-section carried by the  
last-named frame.

In testimony whereof I affix my signature in  
presence of two witnesses.

HERBERT KINTZ.

Witnesses:

M. J. HOSACK,

H. W. STEVENSON.