

No. 771,038.

PATENTED SEPT. 27, 1904.

J. BERNSTEIN.
NECKTIE FASTENING.
APPLICATION FILED JAN. 18, 1904.

NO MODEL.

Fig. 1.

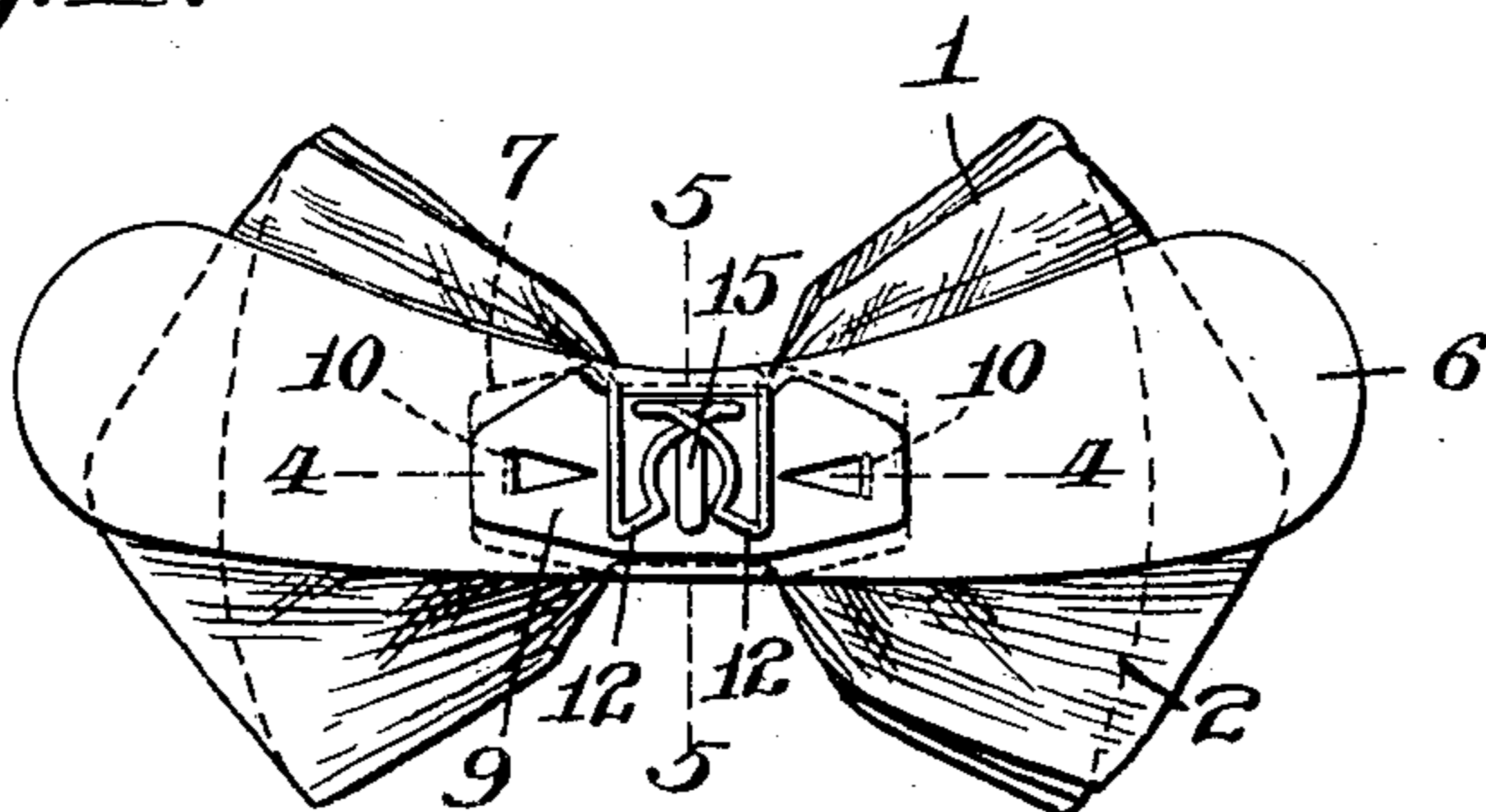


Fig. 2.

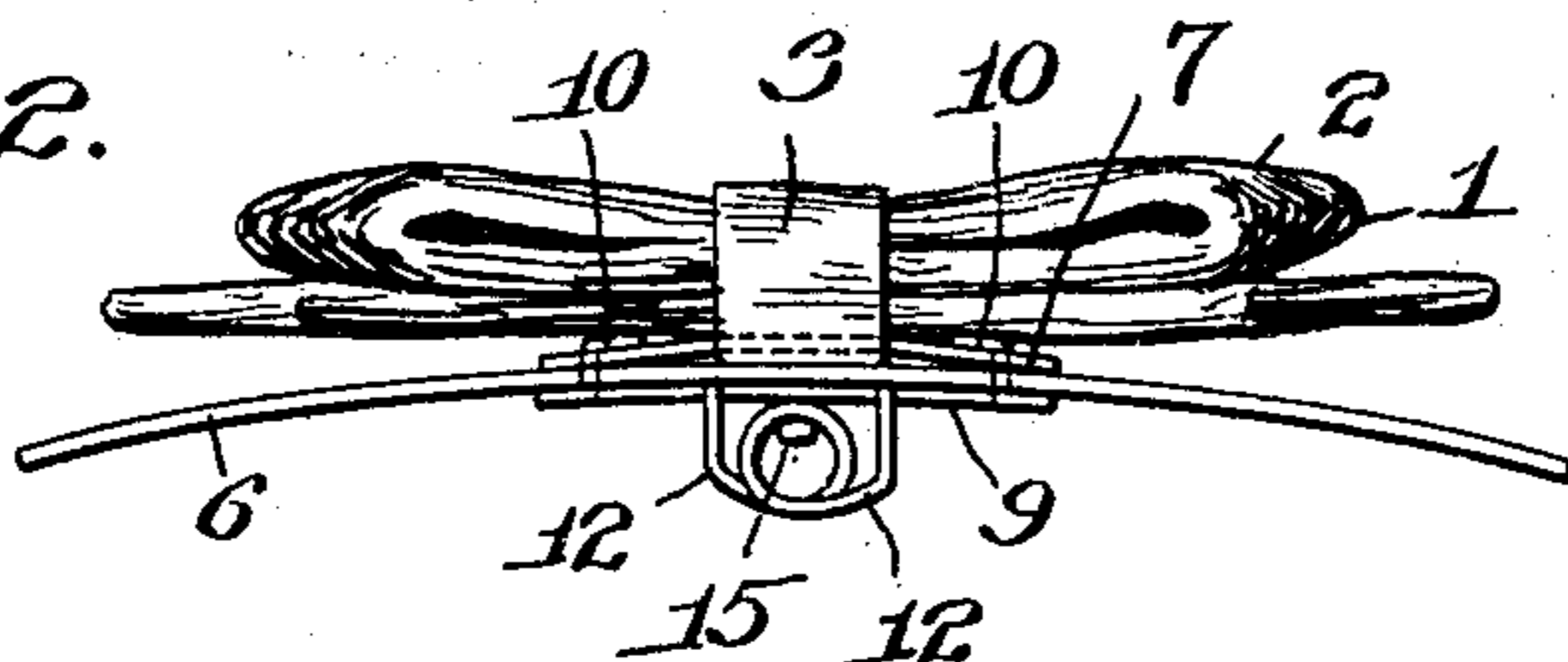


Fig. 3.

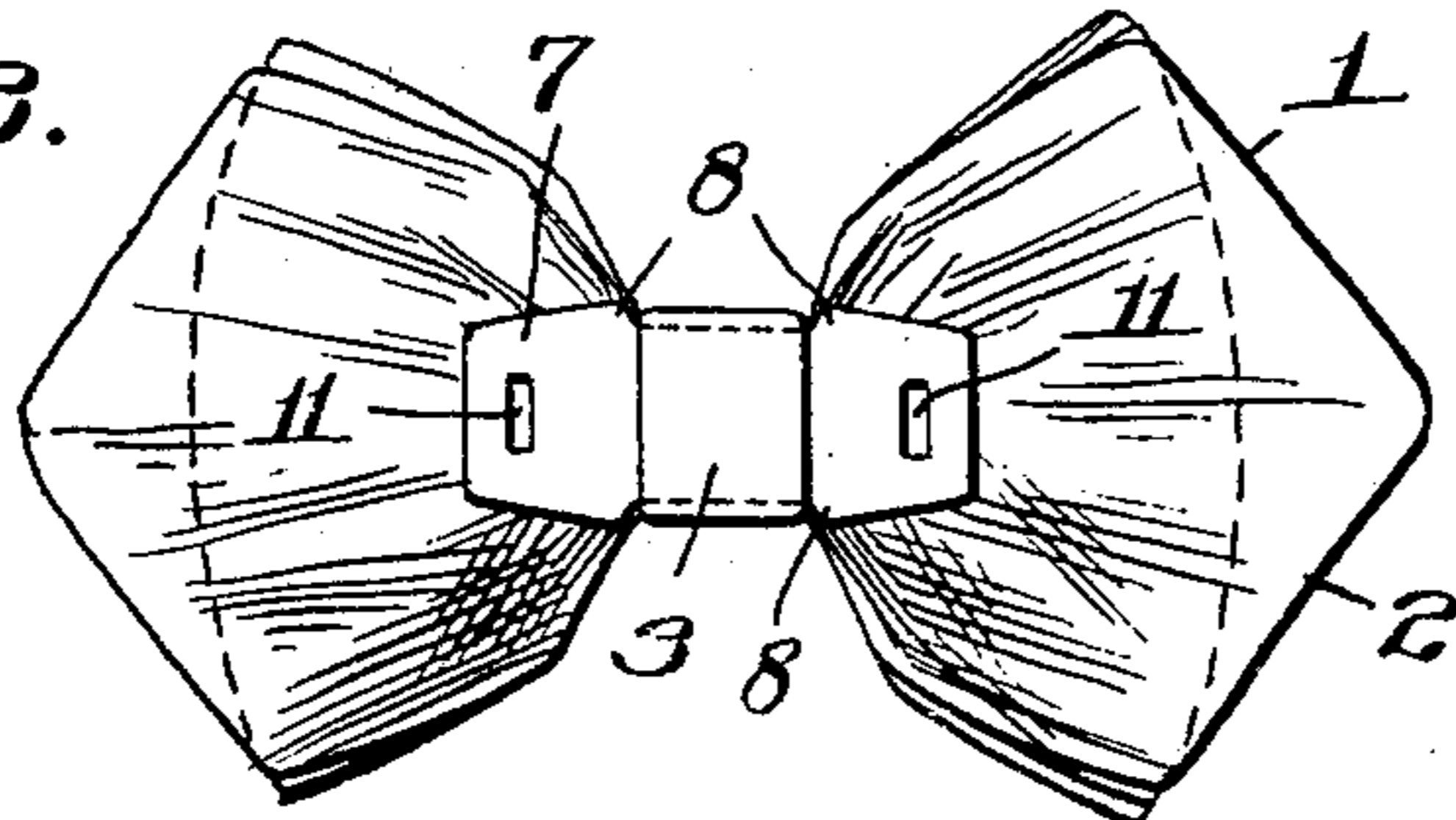


Fig. 4.

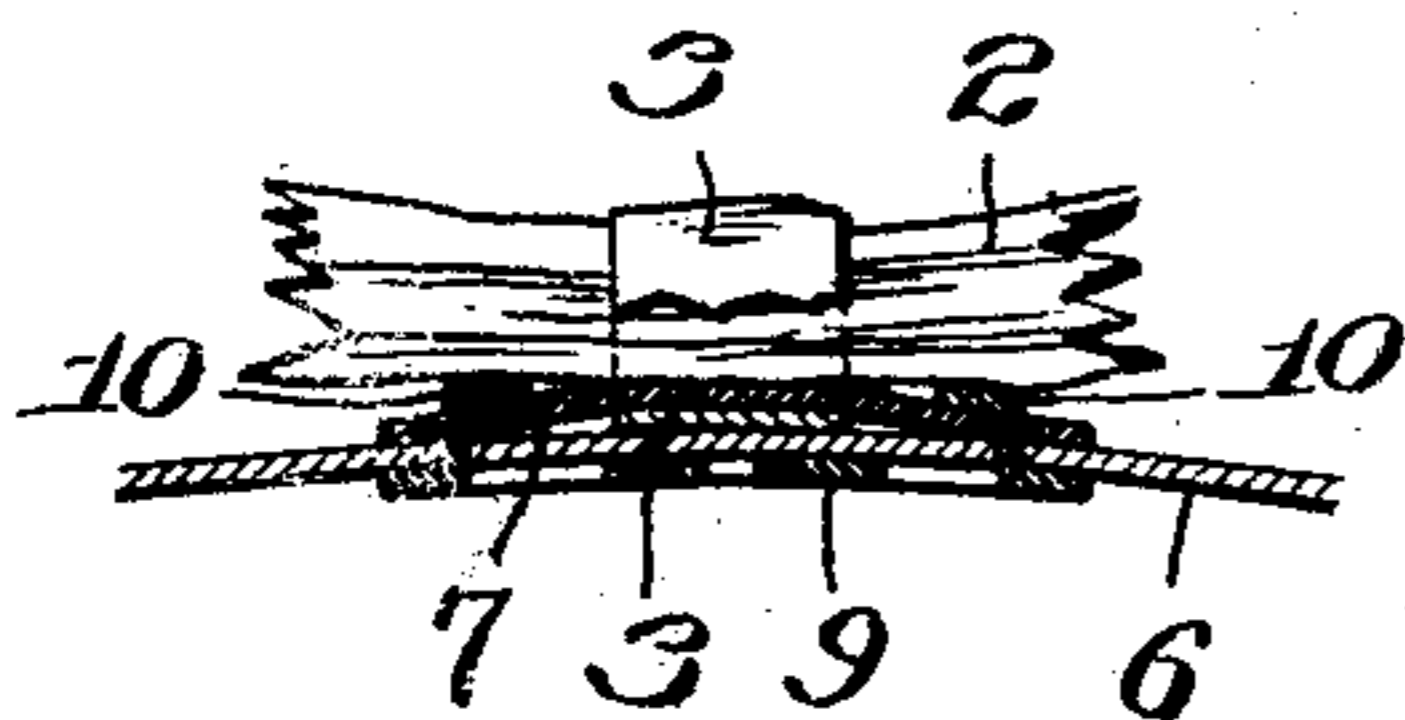
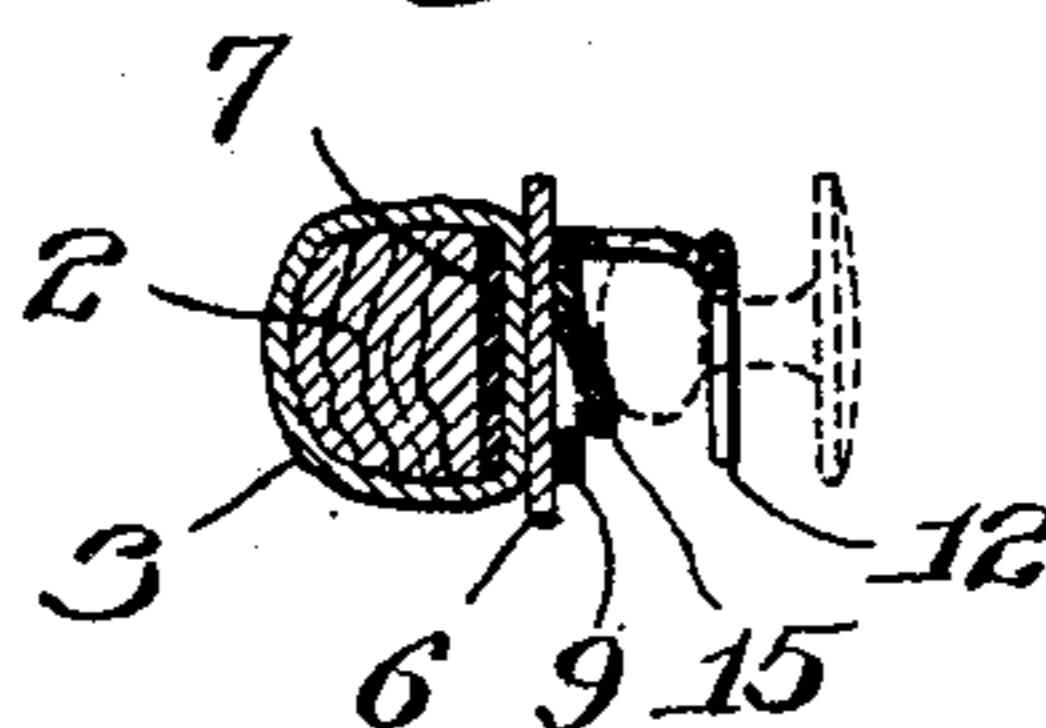


Fig. 5.



WITNESSES:

W. H. Leamy
J. B. Gamble

INVENTOR

Joseph Bernstein
BY
A. V. Group
ATTORNEY.

UNITED STATES PATENT OFFICE.

JOSEPH BERNSTEIN, OF NEW YORK, N. Y.

NECKTIE-FASTENING.

SPECIFICATION forming part of Letters Patent No. 771,038, dated September 27, 1904.

Application filed January 18, 1904. Serial No. 189,442. (No model.)

To all whom it may concern:

Be it known that I, JOSEPH BERNSTEIN, a citizen of the United States, residing at New York, in the county of New York and State of New York, have invented certain new and useful Improvements in Necktie-Fastenings, of which the following is a specification.

This invention relates to necktie-fasteners, and has for its object to provide a simple, inexpensive, and efficient device by means of which the well-known bow-tie of usual construction may be fastened to the usual backing-piece which is adapted to be inserted in the well-known lay-down collar.

The invention also includes a novel means for attaching the necktie and backing-piece to the collar-button.

The invention consists in the novel construction and combinations of parts, which will be hereinafter fully described and claimed.

In the drawings, Figure 1 is an elevation of a necktie provided with my improved fastener as seen from the back thereof. Fig. 2 is a plan view thereof. Fig. 3 is a view of the back of the necktie, showing the retaining member extending through the central loop portion thereof. Fig. 4 is a vertical section as on the line 4 4 of Fig. 1. Fig. 5 is a horizontal section as on the line 5 5 of Fig. 1.

1 designates a bow-tie of usual construction comprising the horizontal members 2, embraced by the centrally-disposed vertical loop portion 3, so as to give the appearance of a bow-knot tied from a single strip of material.

6 designates the usual backing-piece to which the necktie is fastened and which is adapted to be inserted in the well-known lay-down collar.

Extending through the back of the central loop portion 3 and having its respective ends protruding beyond the sides thereof is a retaining member 7, provided with shoulders 8, which are adapted to engage the sides of said portion and prevent longitudinal displacement of the necktie upon the member 7. The retaining member is adapted to be secured to the backing-piece 6, and thereby securely fasten the necktie to said piece. The preferred means to this end is as follows: Taking against the rearward face of the backing-piece 6 is a

plate or member 9, having formed therein or secured thereto, near the respective ends thereof, suitable projections 10, which extend through the backing-piece 6 and openings 11 in the retaining member 7 and are bent over against the member 7, thereby securely fastening the necktie to the backing-piece 6 and also securing the parts in substantially fixed relative position. The projections 10 are preferably made pointed in order that they may easily penetrate the backing-piece 6 when the parts are assembled.

The backing-piece 6 is provided with the usual pair of spring-arms 12, which are adapted to engage the shank of the collar-button to hold the necktie in place. In the present instance these arms 12 are formed of a piece of wire, the ends of which extend between the plate 9 and backing-piece 6 and are secured to said piece.

The plate 9 is provided with a centrally-arranged downwardly-extending spring-arm 15, which is adapted to be pressed back by the head of the collar-button when engaging the arms 12 with the shank thereof and after the arms 12 are engaged with the shank of the collar-button to press forward and engage the lower portion of said head, and thereby prevent any liability of the arms 12 being accidentally disengaged from the shank.

I claim—

1. The combination of the necktie including the central loop portion, the backing-piece, a retaining member separate from the necktie and extending through the loop portion thereof, means for securing said member to the backing-piece, and means for attaching the backing-piece to the collar-button.

2. The combination of the necktie including the central loop portion, the backing-piece, a retaining member separate from the necktie and extending through the loop portion thereof, means extending through the backing-piece for securing said member to the latter, and means for attaching the backing-piece to the collar-button.

3. The combination of the necktie including the central loop portion, the backing-piece, a retaining member separate from the necktie and extending through the loop portion there-

of, and engaging one face of the backing-piece, a second member engaging the other face of the backing-piece, one of said members being provided with an opening and the other
5 of said members being provided with a projection extending through said backing-piece and opening and engaging the member provided with the opening, and means for attaching the backing-piece to the collar-button.

10 4. The combination of a necktie including the central loop portion, the backing-piece, a retaining member extending through said loop portion and provided with openings in the respective ends thereof and engaging one face of
15 the backing-piece, a second member engaging the other face of the backing-piece and provided with projections extending through said backing-piece and holes and engaging said retaining member, and means for attaching the
20 backing-piece to the collar-button.

5. The combination of the necktie including the central loop portion, the backing-piece, a retaining member extending through said loop portion and provided with openings in the re-
25 spective ends thereof and engaging one face of the backing-piece, a second member engaging

the other face of the backing-piece and provided with projections extending through said backing-piece and holes and engaging said retaining member, a pair of spring members 30 attached to the backing-piece and adapted to engage the shank of the collar-button, and a spring-arm projecting from the second member and adapted to engage the head of the collar-button to prevent the disengagement of 35 said spring members from the shank thereof.

6. The combination of the necktie including the central loop portion, the backing-piece, a retaining member separate from the necktie and extending through the loop portion there- 40 of and engaging one face of the backing-piece, a second member engaging the other face of the backing-piece, means for securing said members and backing-piece together, and means for attaching the backing-piece to the 45 collar-button.

In testimony whereof I affix my signature in presence of two witnesses.

JOSEPH BERNSTEIN.

Witnesses:

A. V. GROUPE,

RALPH H. GAMBLE.