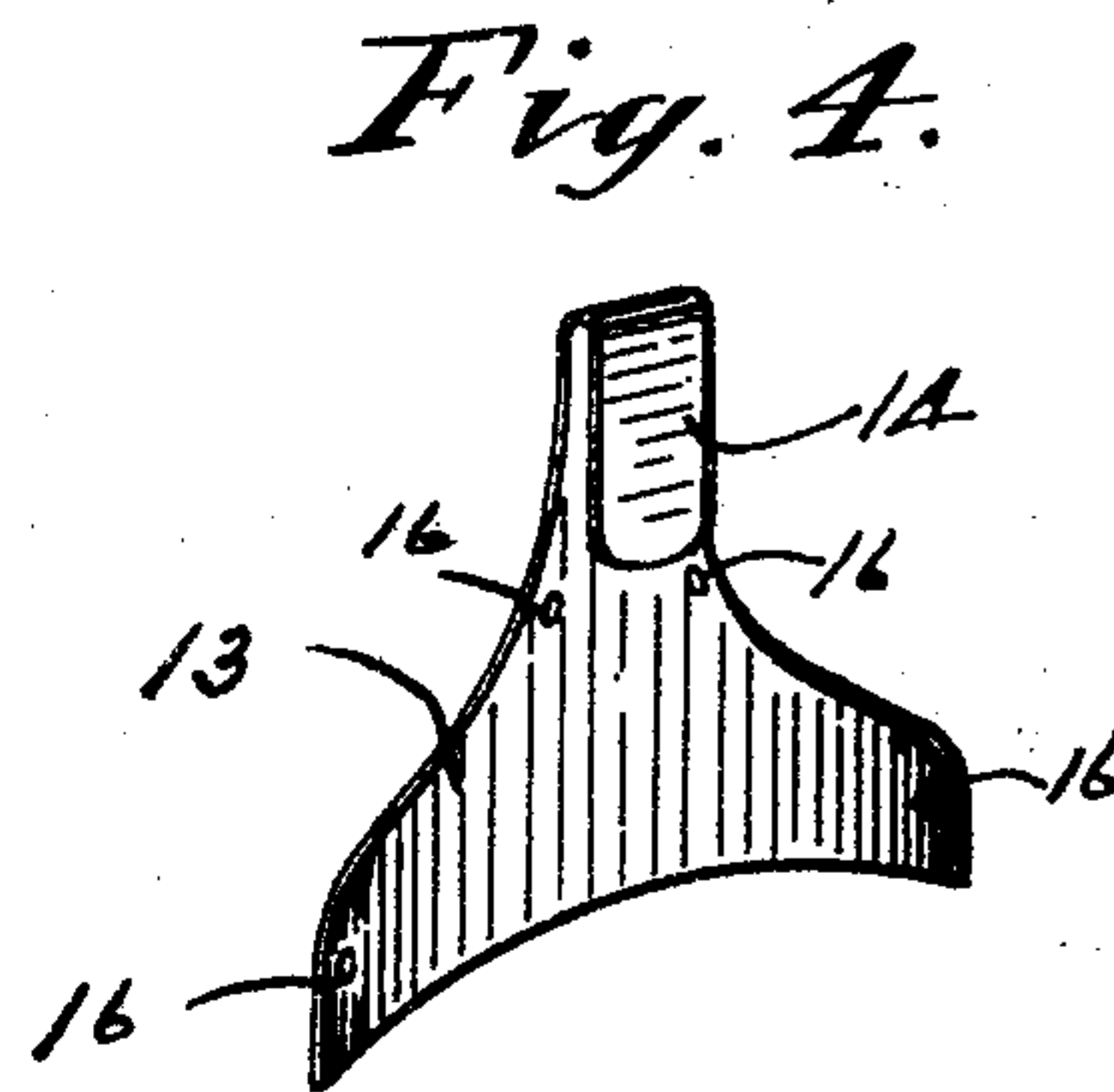
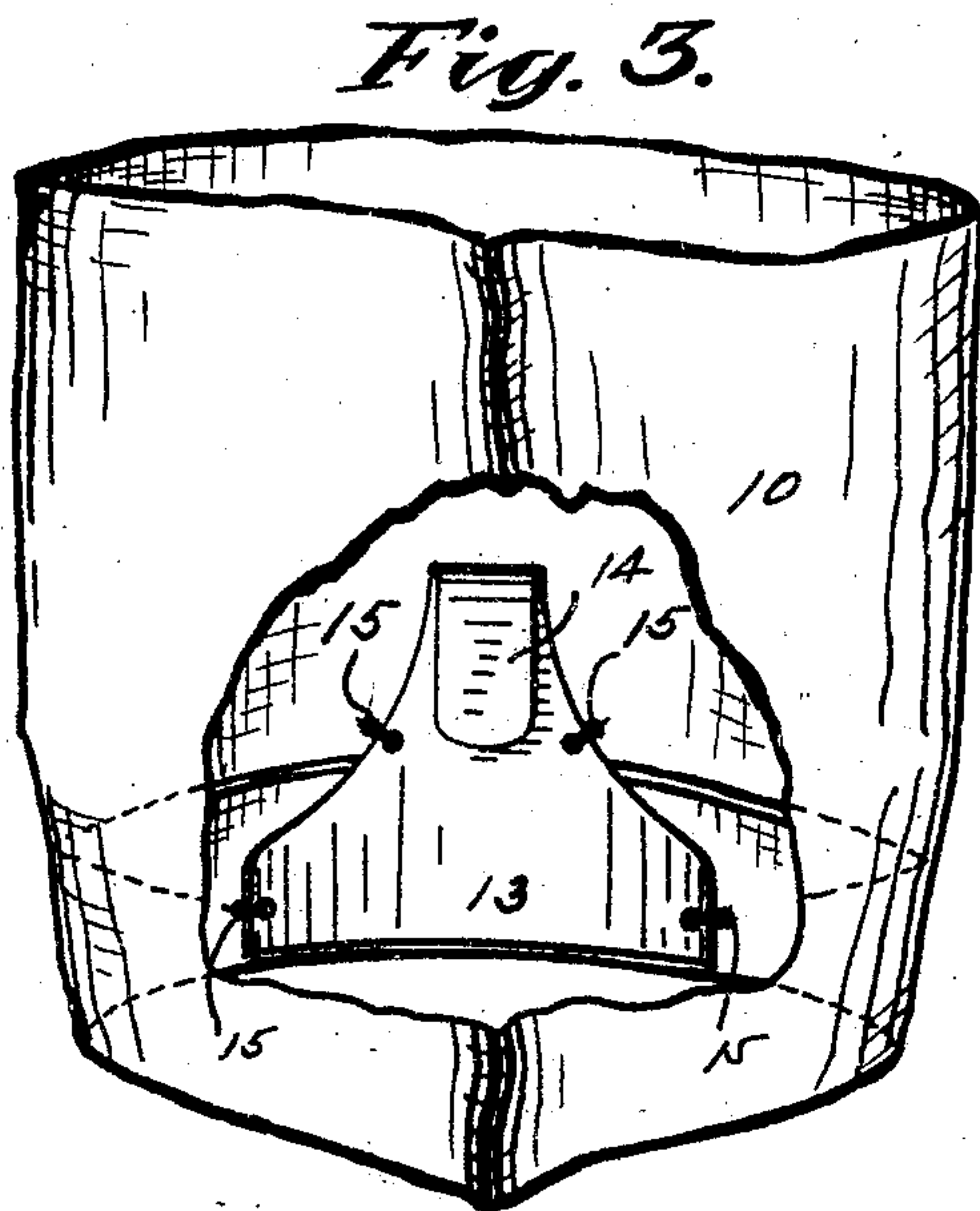
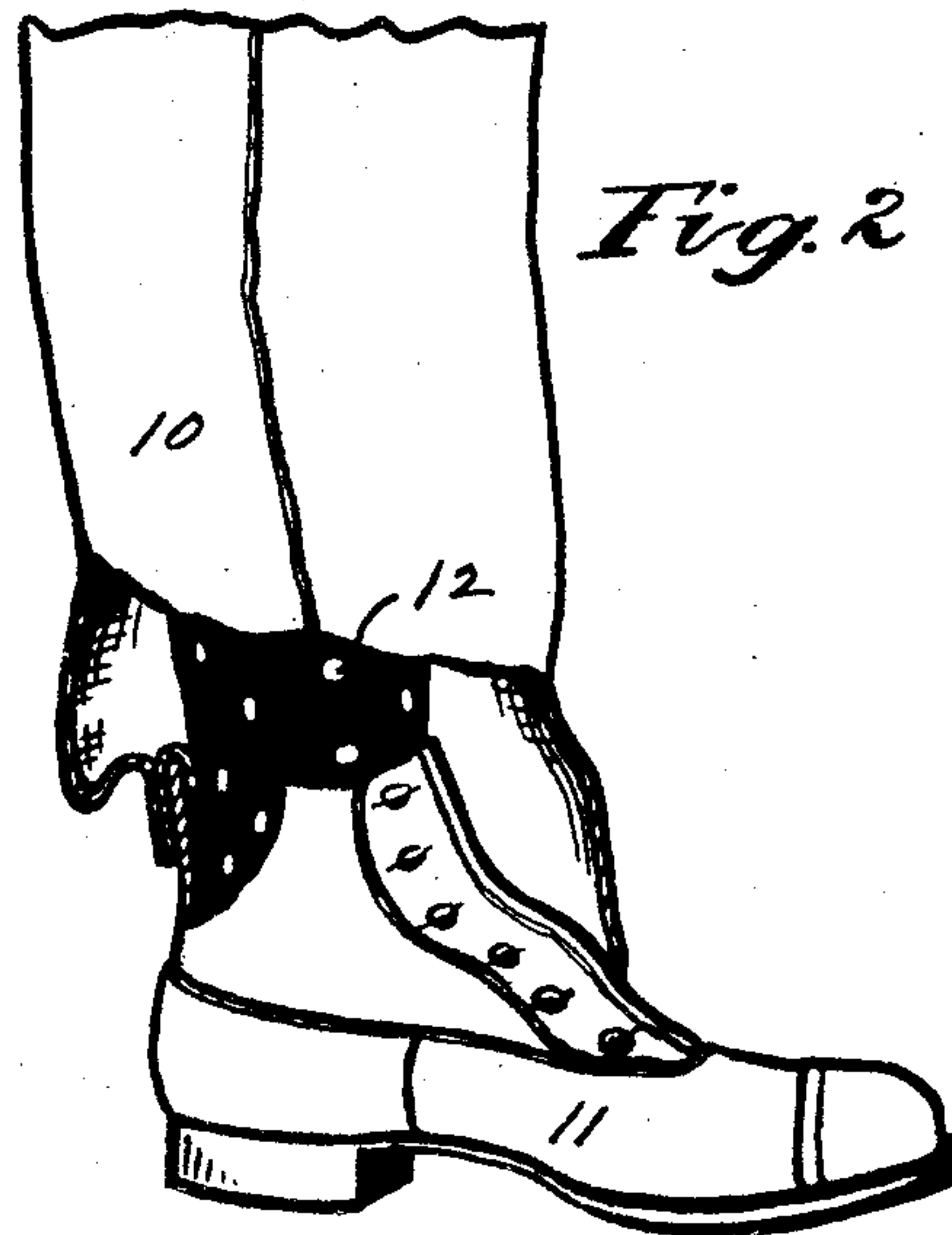
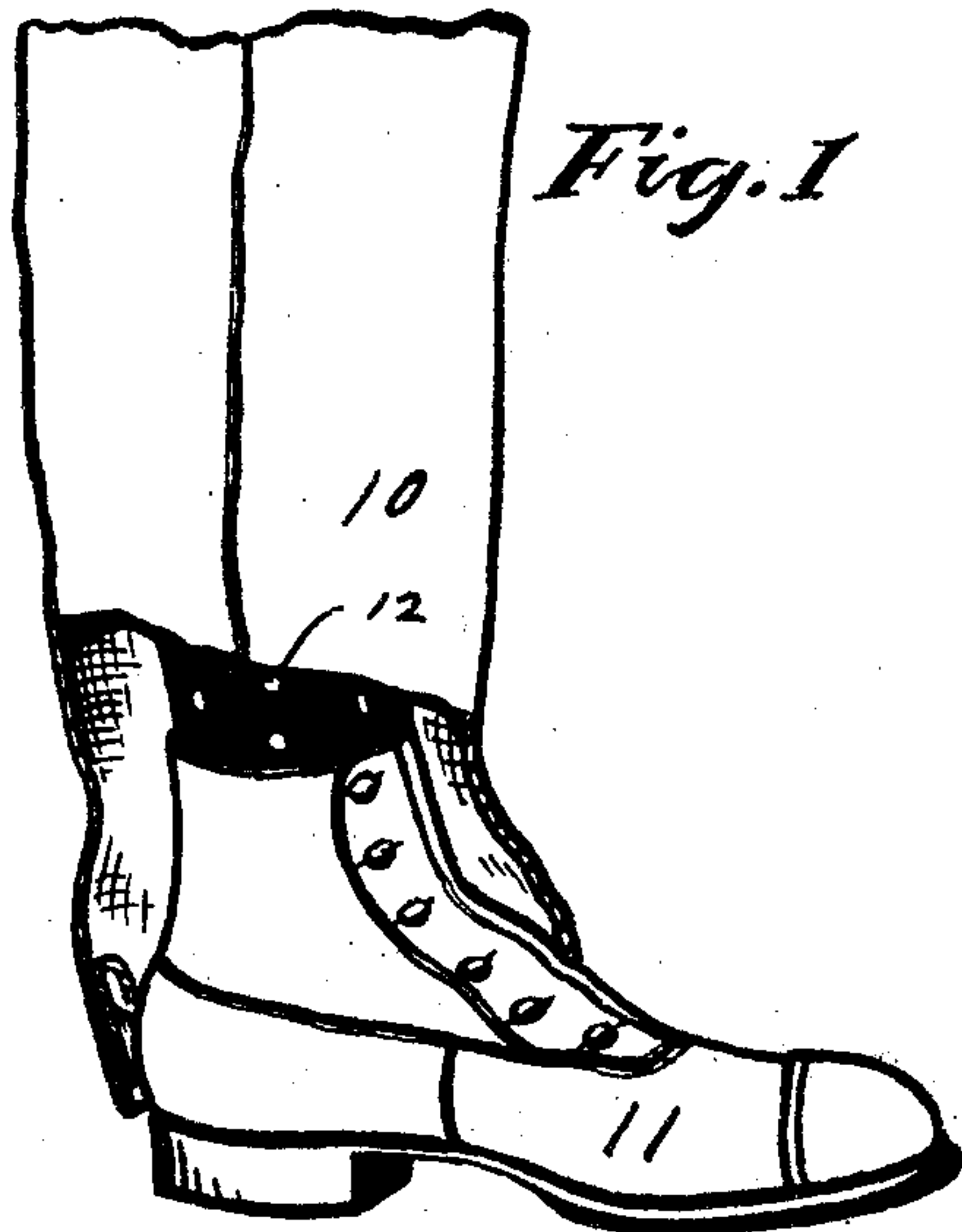


No. 771,021.

PATENTED SEPT. 27, 1904.

J. LUX.  
TROUSERS PROTECTOR.  
APPLICATION FILED MAR. 25, 1904.

NO MODEL.



Witnesses

R. P. King.  
H. G. Stuart.

Inventor

John Lux  
By V. H. Lockwood  
Attorney

## UNITED STATES PATENT OFFICE.

JOHN LUX, OF FRANKTON, INDIANA.

## TROUSERS-PROTECTOR.

SPECIFICATION forming part of Letters Patent No. 771,021, dated September 27, 1904.

Application filed March 25, 1904. Serial No. 200,056. (No model.)

*To all whom it may concern:*

Be it known that I, JOHN LUX, of Frankton, county of Madison, and State of Indiana, have invented a certain new and useful Trousers- Protector; and I do hereby declare that the following is a full, clear, and exact description thereof, reference being had to the accompanying drawings, in which like numerals refer to like parts.

The object of this invention is to provide a convenient means for protecting the lower inner rear edges of trousers-legs from wear by shoes and also to support the rear of the trousers-legs in an elevated position when desired—as, for instance, when it is muddy or wet.

My invention is a single means for accomplishing the two foregoing results. The nature of it will be understood from the accompanying drawings and the following description and claims.

In the drawings, Figure 1 is an elevation of the lower part of a person's leg, with the lower part of a trousers-leg cut away on one side and in section, the trousers-leg being in its normal position. Fig. 2 is the same with the rear portion of the trousers-leg held in an elevated position. Fig. 3 is a front elevation of the lower part of a trousers-leg with my attachment therein, the trousers-leg being broken away to show the same. Fig. 4 is a perspective view of the attachment.

In detail, 10 represents the lower part of the trousers-leg, 11 a shoe, and 12 a stocking.

I take preferably a metal plate 13, as shown in Fig. 4, and form it into a substantially triangular piece, the lower horizontal edge conforming to the lower rear edge of the trousers-leg and being curved substantially like the trousers-leg. It has a central upward extension provided with an inturned and downwardly-turned hook 14, adapted to catch over the rear top edge of the shoe, as seen in Fig. 2. It is secured to the trousers-leg by stitches 15 passing through holes 16 in the plate. The position and means of attachment are shown in Fig. 3. Normally the trousers are worn, as shown in Fig. 1, hanging down

straight. Then the plate 13 protects the trousers from wear resulting from the rubbing against the heel and back of the shoe. When, however, it is muddy or wet, a person can reach down to the back of his trousers-leg, lift the same a few inches, and place the hook 14 over the rear top edge of his shoe. That will hold his trousers-leg elevated some distance above the ground and protect the same from the mud and wet. When the trousers-leg needs no longer to be elevated, the wearer can reach back and lift his trousers-leg so that the hook 14 will disengage the shoe. With this arrangement two results are accomplished—namely, protection of the trousers-leg from wear and also from wet. These two objects are accomplished by one thing, which is always in place and does not have to be carried in the pocket and attached on occasion, as some things of the kind that have been invented. Those detached articles are too easily lost, and a person often cannot or will not go to the trouble of putting them in place when needed.

What I claim as my invention, and desire to secure by Letters Patent, is—

1. The combination with a trousers-leg, of a plate secured on the inside of the heel portion of the trousers and curved to conform substantially to the shape of the trousers-leg, and having on its upper end an inwardly and downwardly turned hook adapted to catch over the shoe-top.

2. The combination with a trousers-leg, of a perforated plate curved to conform substantially to the inner heel-surface of the trousers-leg and having on its upper end an inwardly and downwardly turned hook adapted to catch on the top of the shoe, and stitches through the perforations in said plate and the trousers-leg for securing the plate in place.

In witness whereof I have hereunto affixed my signature in the presence of the witnesses herein named.

JOHN LUX.

Witnesses:

V. H. LOCKWOOD,  
NELLIE ALLEMONG.