

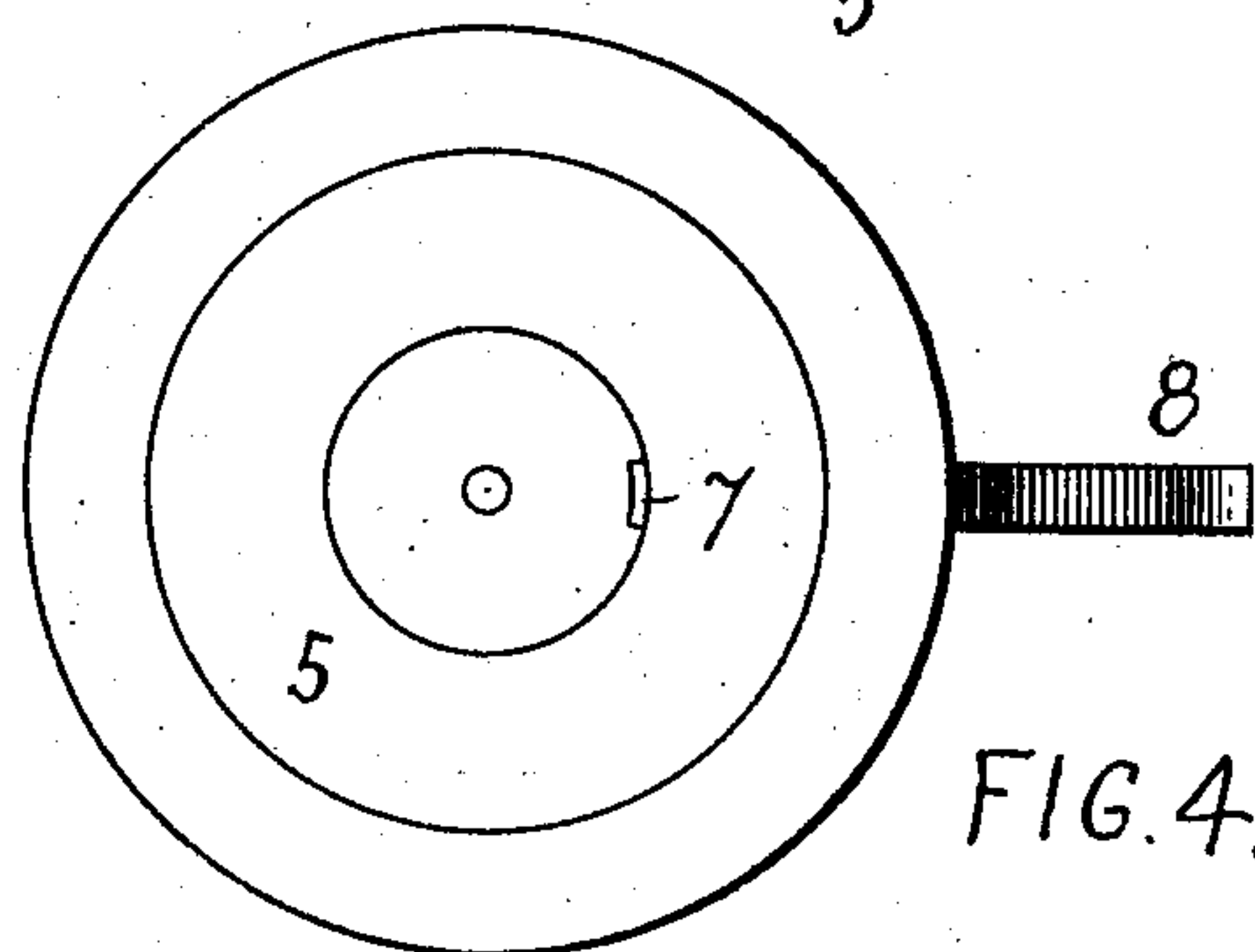
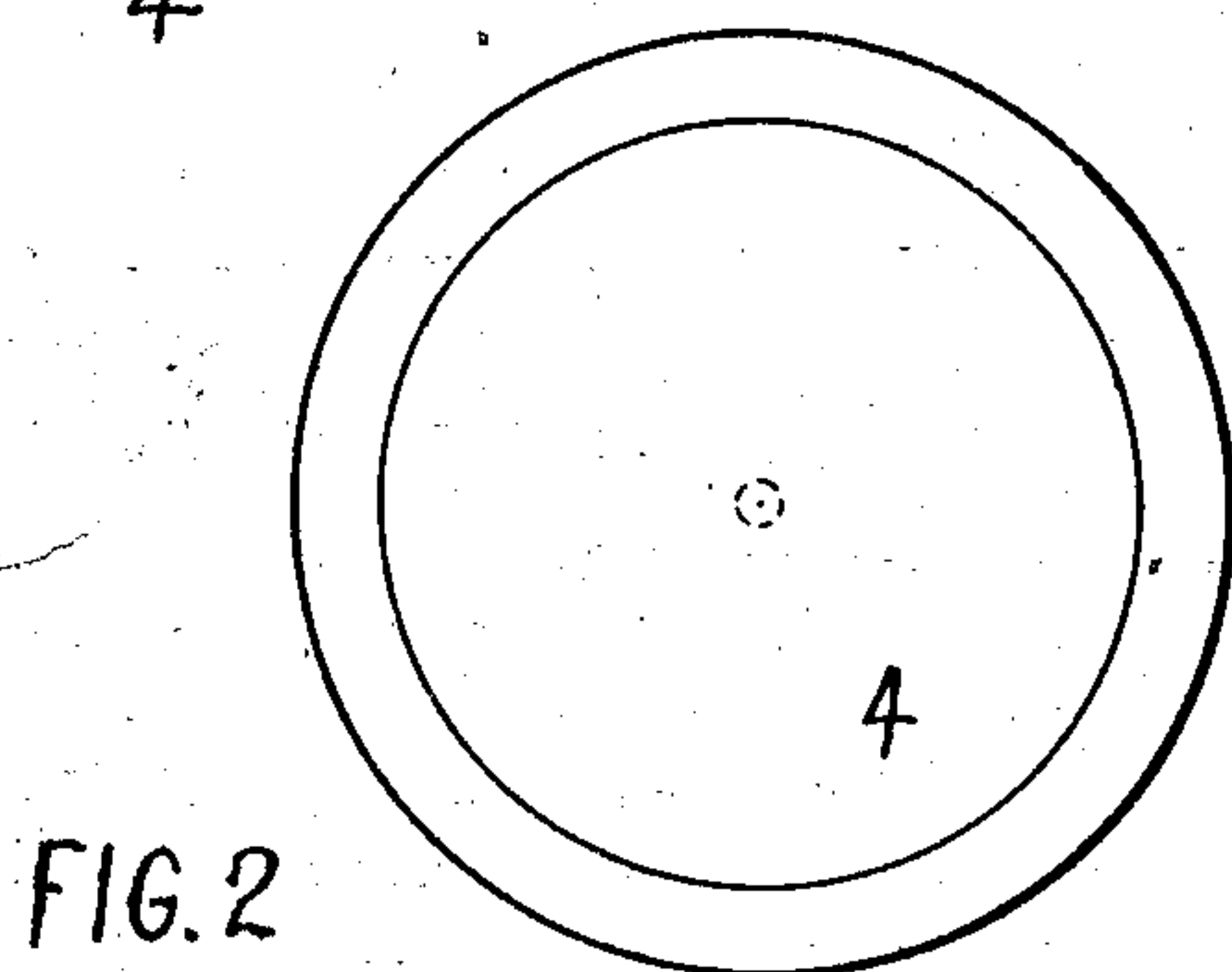
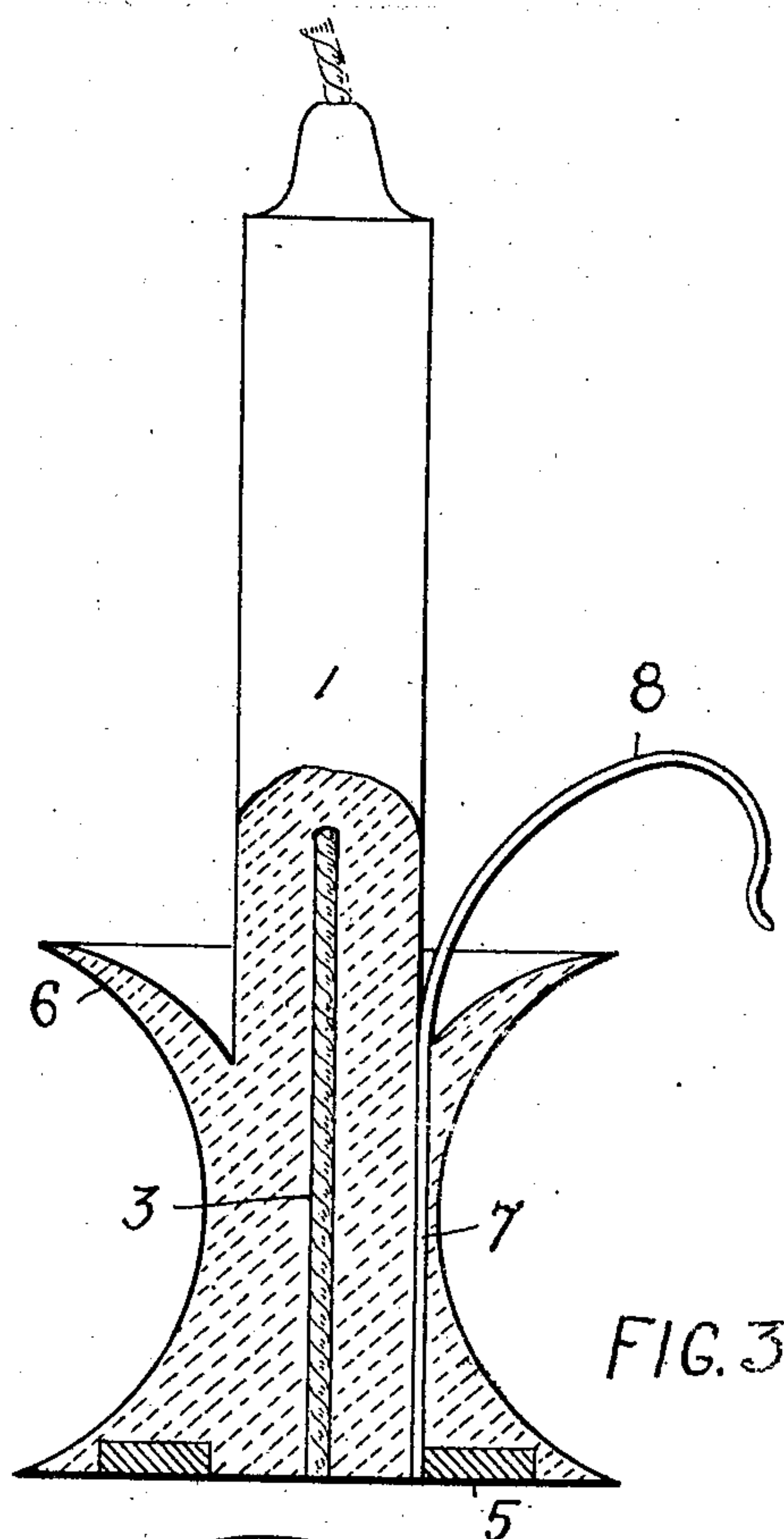
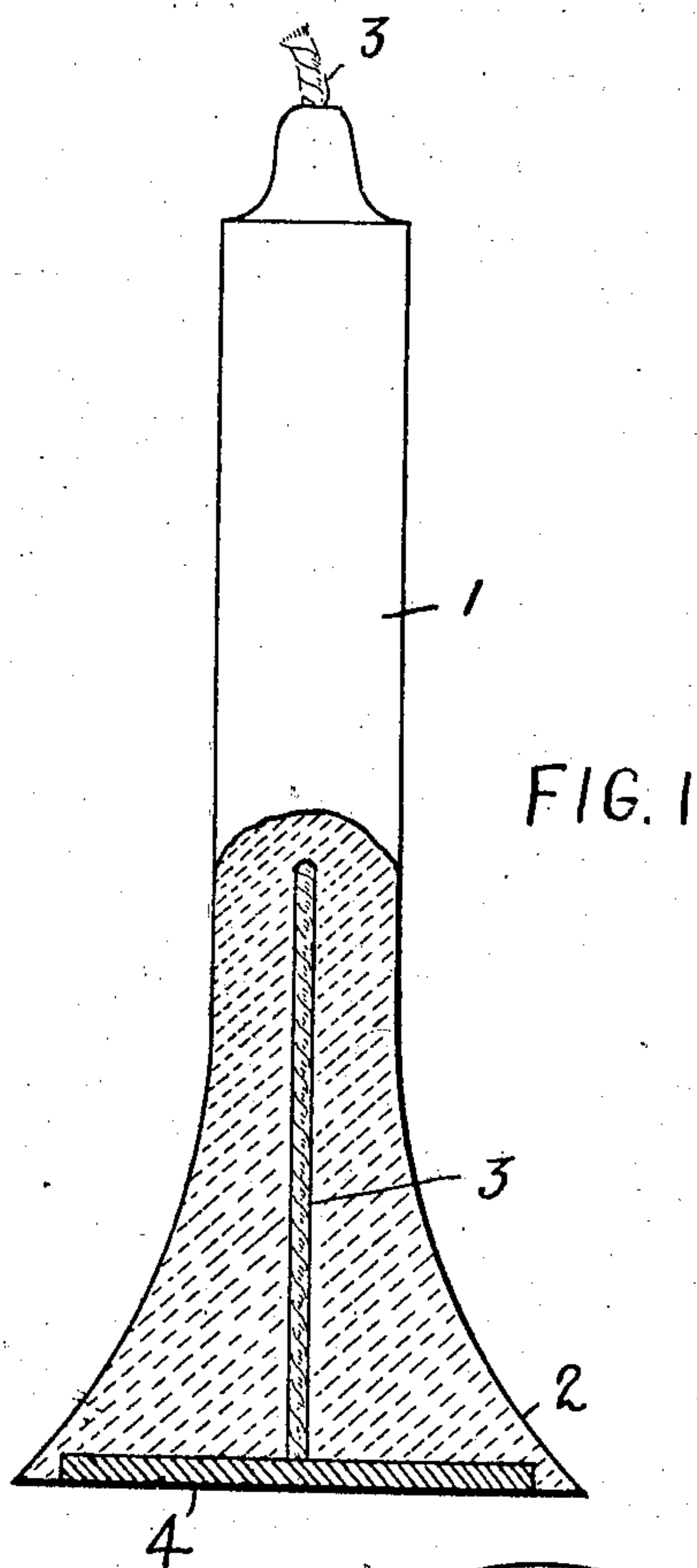
No. 768,435.

PATENTED AUG. 23, 1904.

W. EHRHARDT.  
CANDLE.

APPLICATION FILED FEB. 2, 1904.

NO MODEL.



Witnesses  
*Frank S. Ober*  
*Malas M. Chapin*

Inventor  
*William Ehrhardt*  
By his Attorney *W. H. Rouben*

# UNITED STATES PATENT OFFICE.

WILLIAM EHRHARDT, OF NORTH BERGEN, NEW JERSEY, ASSIGNOR OF  
NINE-TWENTIETHS TO WILLIAM C. KROEBEL, OF NORTH BERGEN,  
NEW JERSEY.

## CANDLE.

SPECIFICATION forming part of Letters Patent No. 768,435, dated August 23, 1904.

Application filed February 2, 1904. Serial No. 191,643. (No model.)

*To all whom it may concern:*

Be it known that I, WILLIAM EHRHARDT, a citizen of the United States, residing at the town of North Bergen, in the county of Hudson and State of New Jersey, have invented certain new and useful Improvements in Candles, of which the following is a full, clear, and exact description.

This invention relates to candles; and its object is to produce a candle which shall be convenient for the use of plumbers and others who frequently have occasion to work in places where candlesticks are unobtainable and who require a candle that can be supported upon any projection, ledge, or support that offers without liability of tipping over.

In the accompanying drawings, Figure 1 represents an elevation, and Fig. 2 a bottom view, of a plain candle embodying certain of my improvements. Fig. 3 shows elevation, and Fig. 4 a bottom view, of another form of candle.

In the views like parts are identified by like signs.

The candle comprises a column 1, having at one end an integral flaring or skirt-like flange 2, forming a base, the column being of the ordinary type and too thin for stability without the lateral support afforded by said base. A wick 3 extends from the tip of the candle to the bottom of the base, which, it will be understood, may consume in the same manner as the material of the column.

Within the broadened base I secure a weight, which may be in the form of either a plain disk 4, as at Fig. 1, or a perforated disk or ring 5, as at Fig. 3. The disk or ring may be of heavy rigid material, such as iron, and forms a plate-like facing upon the under side of the base, in which it is secured by being embedded at the time the candle is molded. Said disk may have nearly the same diameter as the flange, thereby increasing the stability of the candle and also reinforcing the flange, preventing chipping or breaking thereof. The weight insures the stability of the candle.

Between the base and tip of the candle may be formed an integral upwardly-flaring flange or cup 6, which acts as a shield to prevent

soiling or burning of the fingers while holding the candle and also catches the overflow or drip which usually trickles down the sides of the candle. The drip accumulates at the flange or cup, and when the upper portion of the column is consumed the accumulated drip melts again and feeds the wick, thereby avoiding waste of the candle material. The flange or cup 6, being of the same material as the column, is destructible and is consumed in like manner, as is also the broadened base portion 2 of the candle.

I also provide the candle with a handle comprising a straight vertical portion or stem 7, whose lower end may be soldered or otherwise secured to the ring 5, and a projecting handle portion 8. The stem portion is embedded in the side of the candle, and the portion 8 projects from the candle above the cup 6 and is curved into hook form, thereby making it convenient to hang the candle upon any nail or projection that offers. The handle may be bent up from wire or formed integral with the weight-disk 5 or 4.

The lower portion of the candle, including the two flanges at Fig. 3, may be ornamented with molded religious figures to be used in religious ceremonies.

Having thus described my invention, I claim—

1. As a new article of manufacture, a candle comprising a column having at one end an integral flange forming a base and of a diameter less than the length of the column, the column being too thin for stability without the lateral support afforded by said base.

2. As a new article of manufacture, a candle comprising a column having at one end an integral flange forming a base having a diameter short in comparison with the length of the column, the column being too thin for stability without the lateral support afforded by said base, and a plate inserted in said base of material much heavier than the material of the candle to give stability to the structure.

3. As a new article of manufacture, a candle having a broadened integral base and a handle, the latter being embedded in the candle.

4. As a new article of manufacture, a candle



having a broadened weighted base and a handle one portion whereof is embedded in the candle.

5 5. As a new article of manufacture, a candle having a broadened base in which is embedded a weight, and a handle embedded in the candle, one end of the handle being attached to said weight, and the other end of the handle projecting from the candle between the ends of  
10 the latter.

6. As a new article of manufacture, a candle having an integral broadened base, a grip-flange between the base and the tip, and a handle.

15 7. As a new article of manufacture, a candle having a destructible drip-flange between the base and the tip, and a handle embedded in the material of the candle.

8. As a new article of manufacture, a candle

having a broad base, said base having a weight 20 secured thereto, and the candle having between the base and the tip a destructible drip-flange, and also having a handle which is embedded in the candle.

9. As a new article of manufacture, a candle 25 having at one end a flaring or skirt-like integral base in the under side of which is embedded a metal ring, an integral flaring drip-flange or cup between the base and the tip, and a hook-like handle extending at its lower 30 end to said ring and embedded in the side of the candle and extending therefrom above said cup.

WILLIAM EHRHARDT.

Witnesses:

CHAS. SINGER, Jr.,

EMIL SHRELD.