

No. 766,023.

PATENTED JULY 26, 1904.

D. W. DIVINE.
BOTTLE STOPPER.

APPLICATION FILED JAN. 23, 1904.

NO MODEL.

Fig. 1.

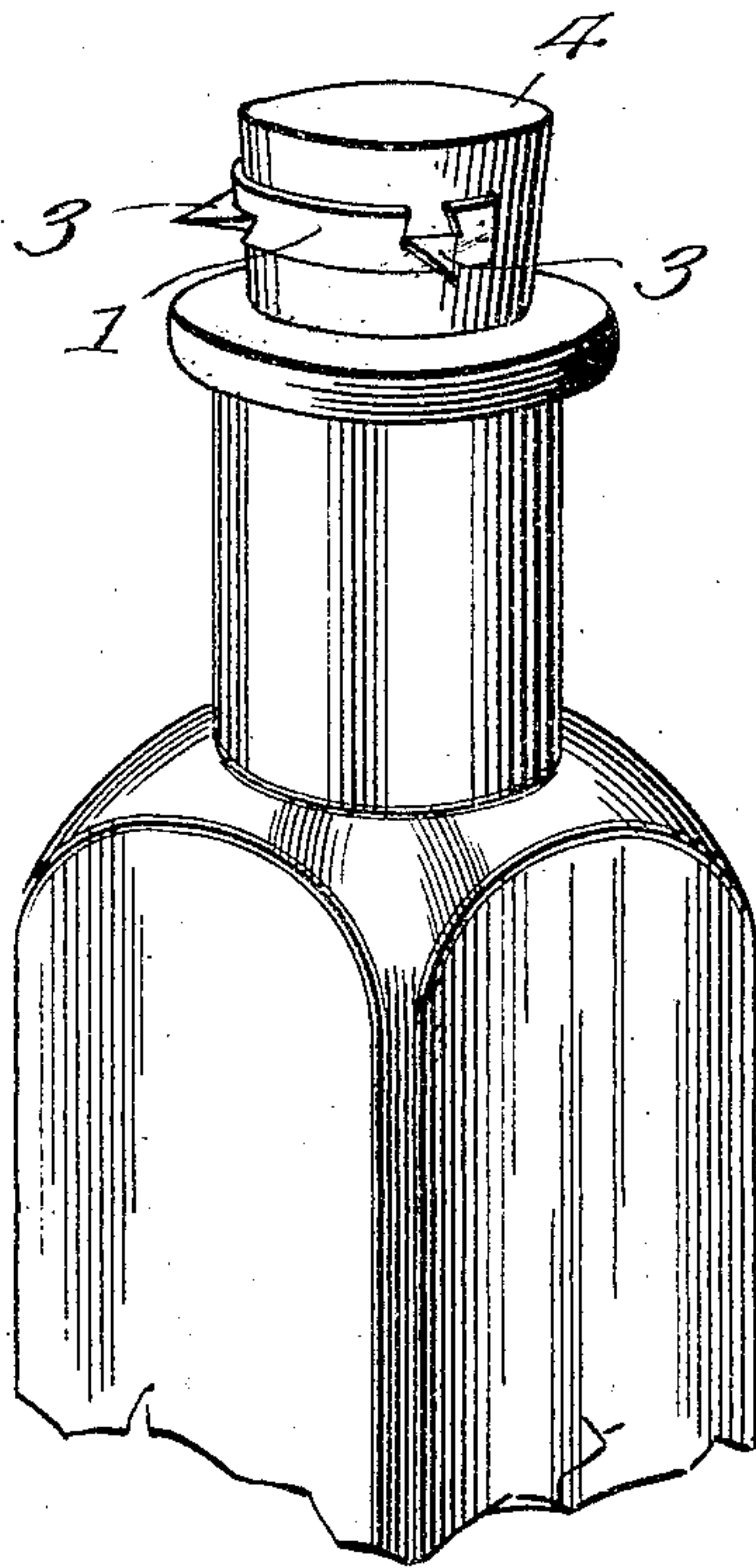


Fig. 2.

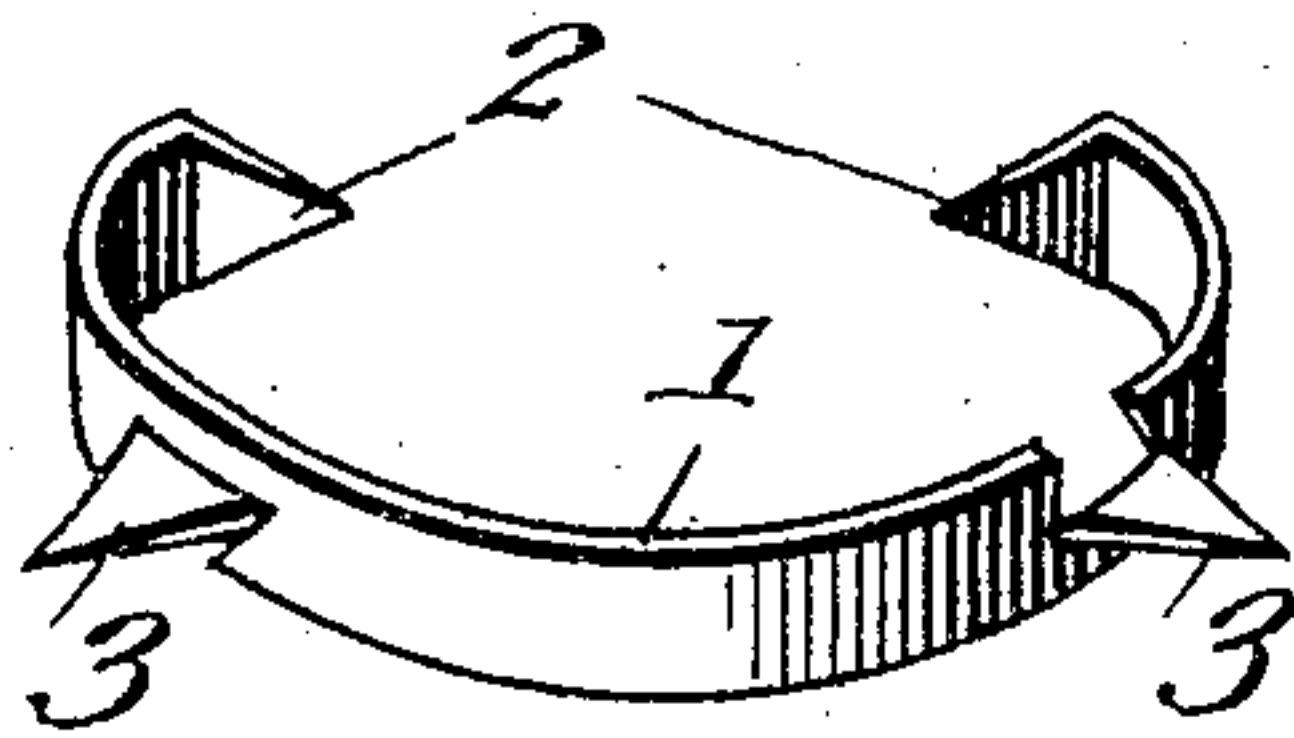
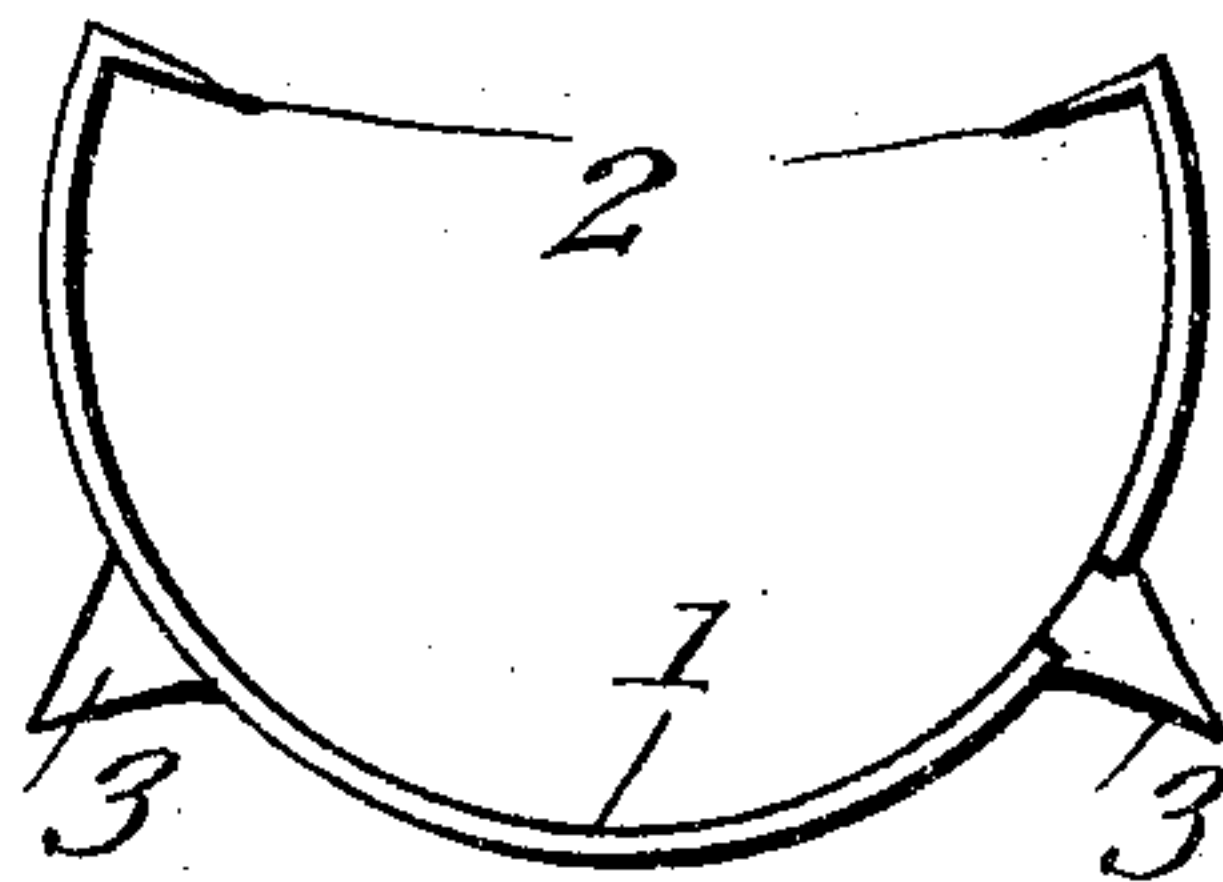


Fig. 3.



WITNESSES:

Geo. Ackerman,
Herbert D. Lanson,

INVENTOR
D. W. Divine,

By
Victor J. Evans
Attorney

UNITED STATES PATENT OFFICE.

DAVID W. DIVINE, OF HIGHLANDS, CALIFORNIA.

BOTTLE-STOPPER.

SPECIFICATION forming part of Letters Patent No. 766,023, dated July 26, 1904.

Application filed January 23, 1904. Serial No. 190,341. (No model.)

To all whom it may concern:

Be it known that I, DAVID W. DIVINE, a citizen of the United States, residing at Highlands, in the county of San Bernardino and State of California, have invented new and useful Improvements in Bottle-Stoppers, of which the following is a specification.

My invention relates to new and useful improvements in bottle-stoppers; and its object is to provide an attachment for stoppers whereby the same can be readily distinguished from ordinary stoppers, thus rendering the device especially adapted for use upon the stoppers of bottles containing poisons.

The invention consists of a strip of metal which is provided with laterally-extending prongs and with means for securing it to a stopper.

The invention also consists in the further novel construction and combination of parts hereinafter more fully described and claimed, and illustrated in the accompanying drawings, showing the preferred form of my invention, and in which—

Figure 1 is a perspective view of a portion of a bottle and showing a stopper therein having my improved attachment. Fig. 2 is a perspective view of the attachment, and Fig. 3 is a plan view thereof.

Referring to the figures by numerals of reference, 1 is a strip of metal, which can be formed in any desired shape and which has inwardly-extending pointed lugs 2 at the ends thereof. Prongs 3, preferably triangular in form, are struck from the edges of the strip and extend laterally from the face thereof. Any desired number of these prongs may be employed, and the same are preferably sharpened, so as to enable them to scratch or prick a finger contacting therewith. The strip 1 is adapted to be secured upon a cork stopper 4 by springing the same therearound and forcing the lugs 2 into the stopper. The prongs 3 will then extend laterally from the stopper, and said stopper cannot be withdrawn unless the fingers are carefully placed thereon. Any desired number of strips may be secured to the stopper, and after they have once been placed in position thereon it will be seen that a per-

son grasping the stopper in the dark would be at once warned against the contents thereof. Moreover, the prongs serve to prevent children from removing the stopper, as the same can only be properly grasped by first carefully manipulating the fingers to bring them between the prongs.

In the foregoing description I have shown the preferred form of my invention; but I do not limit myself thereto, as I am aware that modifications may be made therein without departing from the spirit or sacrificing any of the advantages thereof, and I therefore reserve the right to make such changes as fairly fall within the scope of my invention.

Having thus fully described my invention, what I claim as new, and desire to secure by Letters Patent, is—

1. An attachment of the character described, formed in a single piece of flexible metal and comprising a strip, securing-lugs at the ends thereof, and laterally-projecting prongs upon the strip.

2. The combination with a stopper; of a flexible metallic strip embracing the stopper, inwardly-extending lugs integral with the strip and engaging the stopper, and prongs extending laterally from the strip.

3. An attachment of the character described, comprising a strip adapted to embrace a stopper, inwardly-extending securing-lugs integral with the ends of the strip, and prongs extending from and integral with the strip.

4. An attachment of the character described comprising a stopper-embracing strip, inwardly-extending lugs integral with the ends thereof, and laterally-projecting prongs upon the strip.

5. An attachment of the character described comprising a strip adapted to embrace a stopper, inwardly-extending securing-lugs integral with the strip, and laterally-projecting prongs upon the strip and integral therewith.

In testimony whereof I affix my signature in presence of two witnesses.

DAVID W. DIVINE.

Witnesses:

A. G. STEARNS,

L. A. DESMOND.