

No. 765,853.

PATENTED JULY 26, 1904.

R. PARKHOUSE.

MATCH BOX.

APPLICATION FILED MAY 14, 1904.

NO MODEL.

Fig. 1.

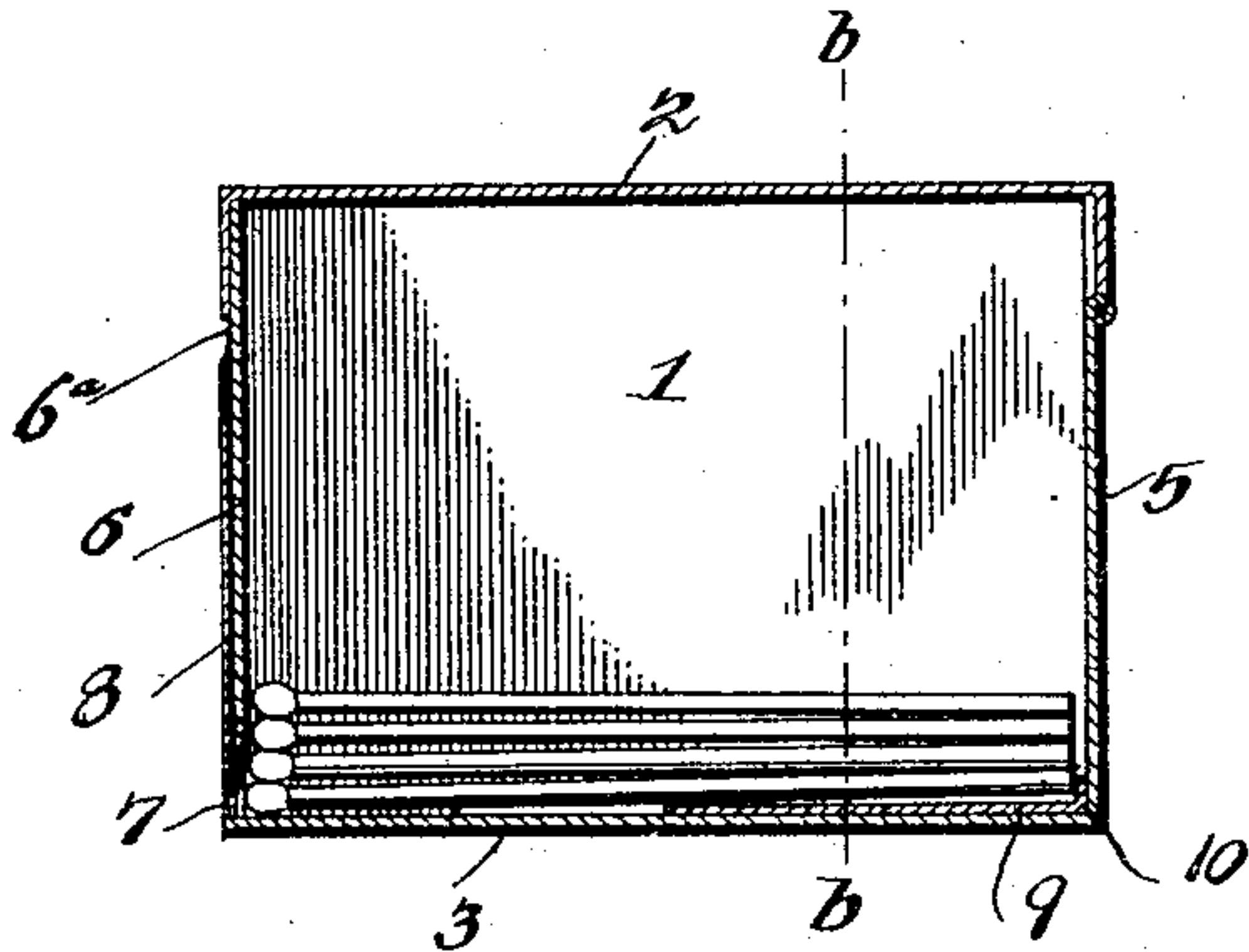
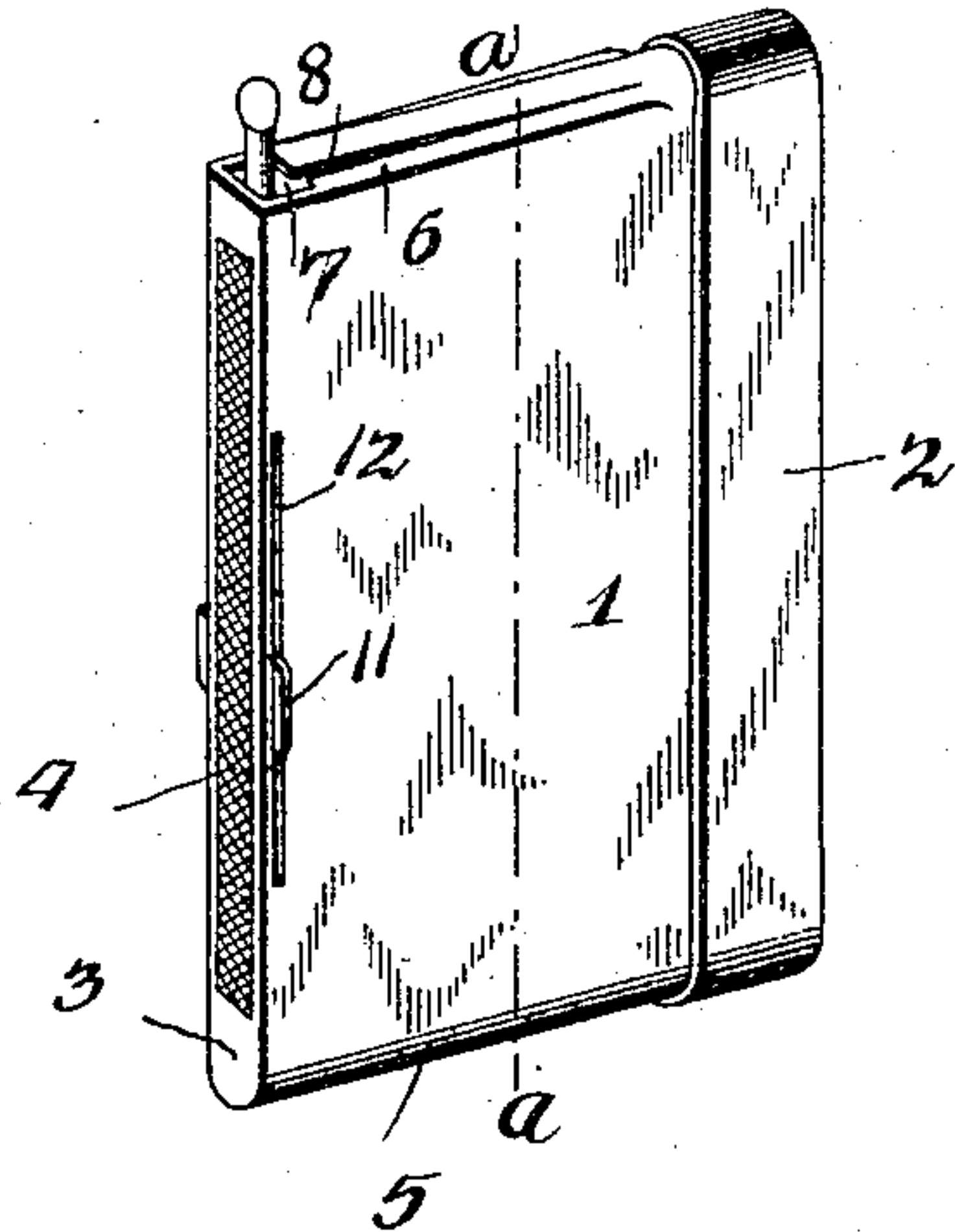


Fig. 2.

Fig. 3.

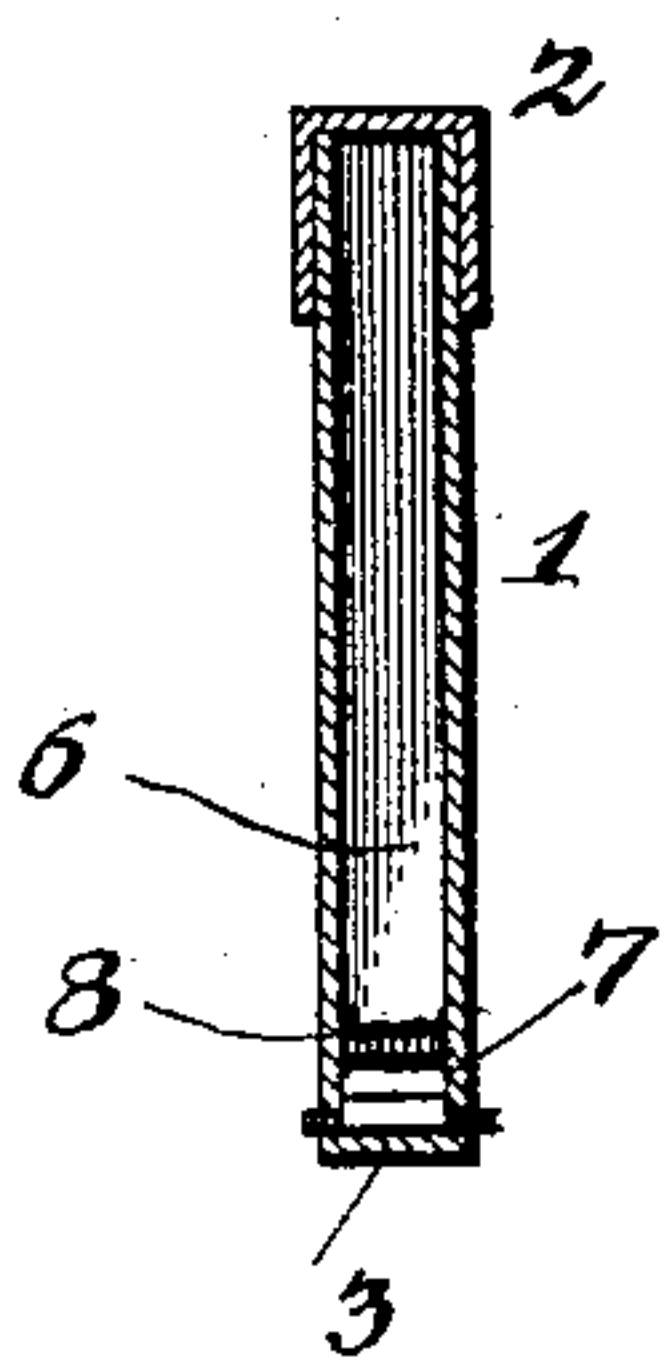
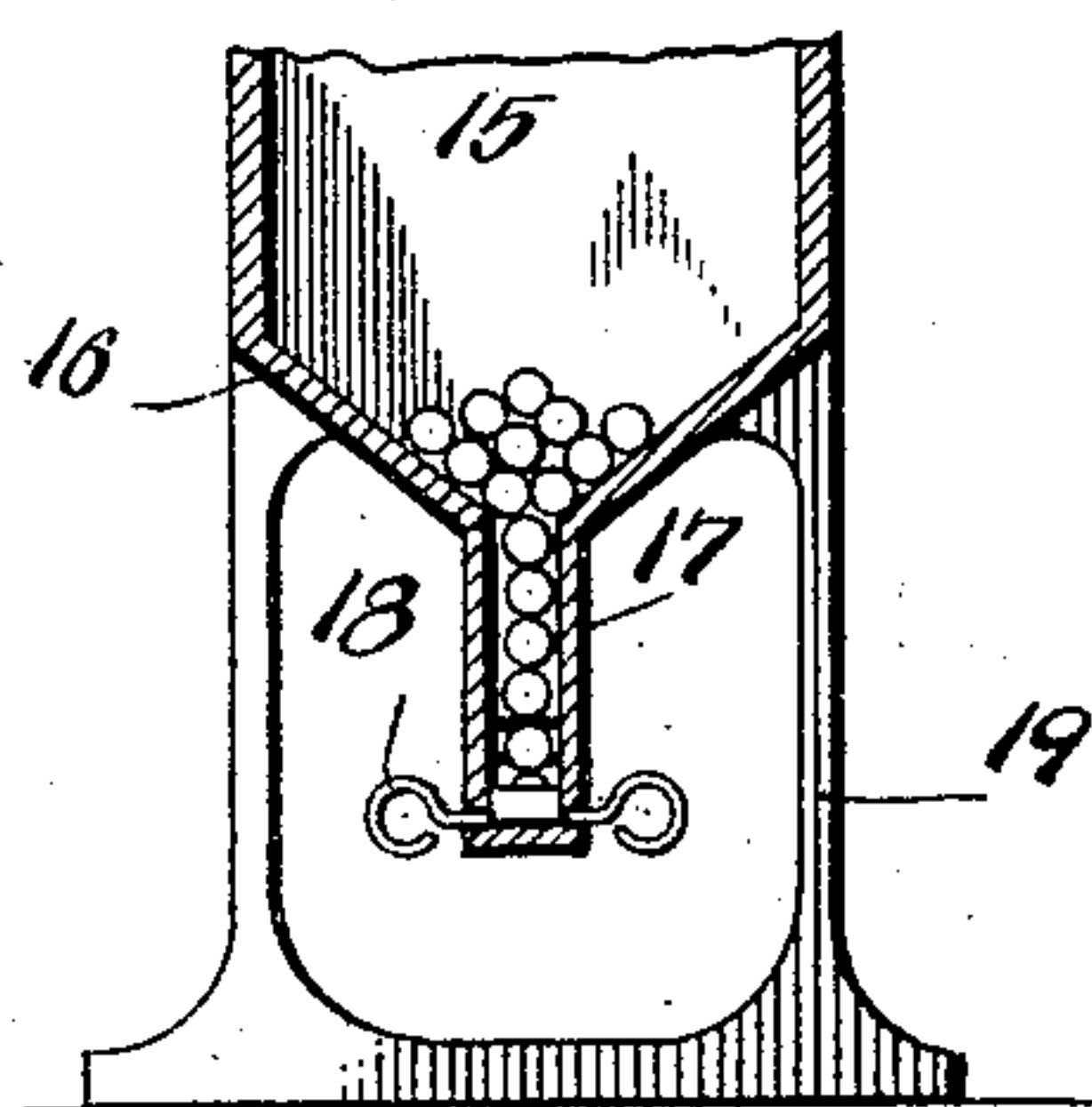


Fig. 4.



Inventor

Ransom Parkhouse,

By

Victor J. Evans

Attorney

Witnesses
Frank W. Bough

Katharine Allen

UNITED STATES PATENT OFFICE.

RANSOM PARKHOUSE, OF MERLEBEACH, MICHIGAN.

MATCH-BOX.

SPECIFICATION forming part of Letters Patent No. 765,853, dated July 26, 1904.

Application filed May 14, 1904. Serial No. 208,015. (No model.)

To all whom it may concern:

Be it known that I, RANSOM PARKHOUSE, a citizen of the United States, residing at Merlebeach, in the county of Clinton and State of Michigan, have invented new and useful Improvements in Match-Boxes, of which the following is a specification.

My invention has relation to improvements in match-boxes; and it consists in the construction and arrangement of parts as will be hereinafter described, and particularly pointed out in the claim.

The match-box may be made of metal, wood, rubber, composition, or any other material suitable for the purpose.

In the accompanying drawings, Figure 1 is a perspective view of my improved match-box. Fig. 2 represents a central section thereof on the line *a a* of Fig. 1. Fig. 3 is a cross-sectional view on the line *b b* of Fig. 2. Fig. 4 illustrates a modification.

Similar numerals of reference indicate the same parts in the several figures.

The box (indicated by 1) is of rectangular form and slight width only sufficient to easily hold one row of matches. A hinged cover 2 closes the top of the box. The bottom 3 is provided with a serrated surface 4, on which matches are ignited. The rear end is provided with a wall 5 of the match-box is closed and preferably rounded, while its front end is provided with a wall 6, which is secured some little distance within and between the side walls of the box to form a recess 6^a, and said wall 6 at its lower end is provided with an opening 7 large enough to permit of the passage therethrough of one match-head. Fastened to the front wall 6 and mounted within the recess 6^a near the cover 2 is a flat spring 8, its free end projecting a short distance above the lower portion of the opening 7 to prevent the escape of matches from the box. The spring 8, as shown in Fig. 1, also extends over the opening 7 about one-third the length of said opening or far enough to bear against the stem of the match when partly ejected and hold it in such position.

9 indicates a slide mounted on the bottom of the match-box, its rear end having an up-

wardly-extended projection at 10, which is bent at right angles with the slide to form an abutment for ejecting a match. The slide is about one-half the length of the match-box, and is provided on opposite side edges of their base portions next the bottom of the box with extensions 11, which project through slots 12, made in the sides of the match-box. The slide 9 is normally in the position indicated in Fig. 2—that is, at the rear end of the match-box—with its upwardly-projecting end 10 behind the stem of the lowest match. If the slide be moved forward by grasping the projections 11 with the thumb and a finger, a match will be forced out of the box through the opening 7, the head of the match as it passes through said opening will press on the spring 8, bending it forwardly until the head escapes therefrom, when it will spring back and engage the match-stem and hold it from dropping out or returning to the box. After the slide has moved to its fullest extent the match is withdrawn from the box by hand.

Fig. 4 represents a modified arrangement of my invention for use in hotels, cigar stores, and other places where a large number of matches are used. The box or match-receptacle 15 is in this case enlarged at its upper end to hold a large number of matches, the bottom 16 of which inclines downwardly to lead the matches to the narrow lower portion 17, which contains the slide 9, with its projections somewhat enlarged and formed into finger-grips 18. The opening and plate spring will be similar to that used on the pocket form of match-box. One or more supports 19 are provided for holding this form of match-box on a counter or table.

Having thus described the invention, what is claimed as new is—

A match-box comprising surrounding walls having a lid thereon, each of the side walls being provided at their lower edges next the bottom of the box with oppositely-arranged longitudinal slots, a slide mounted on the bottom of the box and having on opposite sides extensions which project through said slots whereby to move the slide, said slide being also provided with an upwardly projection,

the front wall of the box having a recess there-
in, and said wall having its lower end extend-
ing near the bottom of the box to form there-
with an opening, a flat spring mounted in the
5 recess and extending partially over said open-
ing and adapted to have a movement to and
from the same, substantially as specified.

In testimony whereof I affix my signature in
presence of two witnesses.

RANSOM PARKHOUSE.

Witnesses:

ROBERT LANDERS,
RUTH V. LANDERS.