


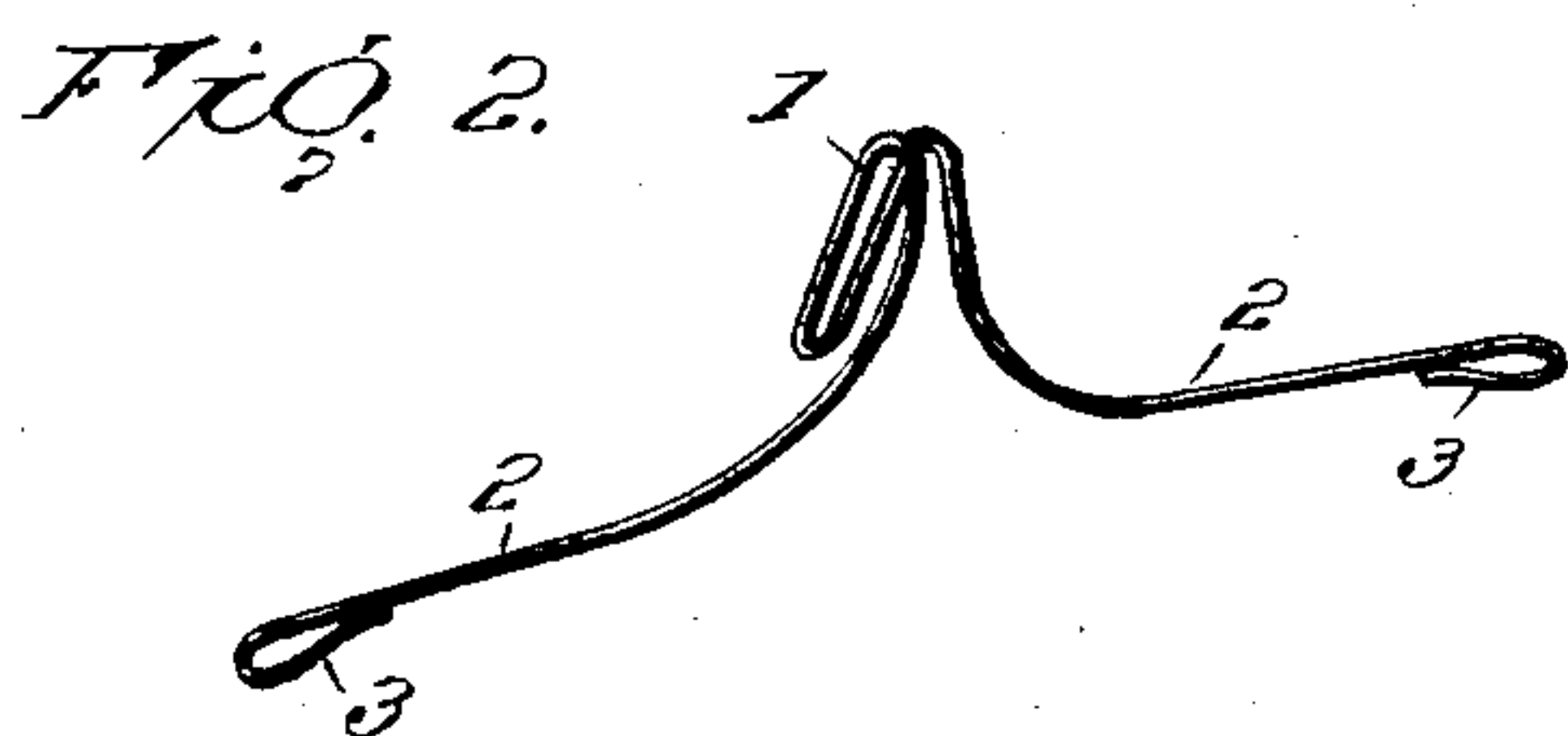
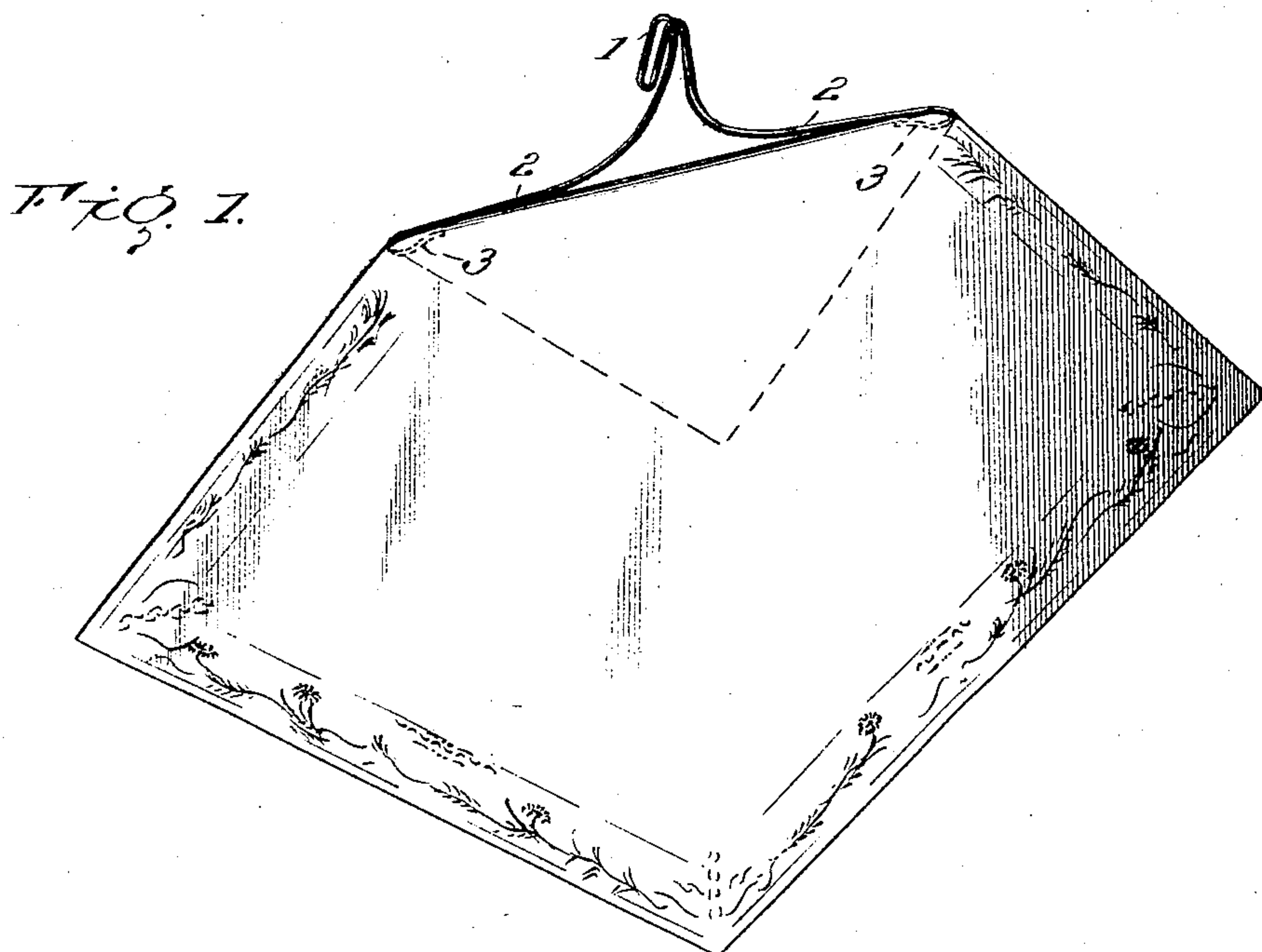
No. 765,784.

PATENTED JULY 26, 1904.

D. G. McCLAY.  
NAPKIN HOLDER.

APPLICATION FILED OCT. 16, 1903.

NO MODEL.



Inventor

*David G. McClay*

Witnesses

For Muriel  
W. A. Woodson.

By

*R. A. Racy*

Attorneys.

## UNITED STATES PATENT OFFICE.

DAVID G. McCLAY, OF SANTA ANA, CALIFORNIA.

## NAPKIN-HOLDER.

SPECIFICATION forming part of Letters Patent No. 765,784, dated July 26, 1904.

Application filed October 16, 1903. Serial No. 177,324. (No model.)

*To all whom it may concern:*

Be it known that I, DAVID G. McCLAY, a citizen of the United States, residing at Santa Ana, in the county of Orange and State of California, have invented certain new and useful Improvements in Napkin-Holders, of which the following is a specification.

This invention is a simple device for supporting napkins for personal use at the table, the object of the invention being to provide a sufficient substitute for the ordinary manner of securing the napkin to the person. It is usual to crumple an end portion of the napkin in the vestment or other wearing-apparel of the one using the same, and this affords an insecure and for other reasons undesirable means, as will be readily apparent.

For a full description of the invention and the merits thereof and also to acquire a knowledge of the details of construction of the means for effecting the result reference is to be had to the following description and drawings hereto attached.

While the essential and characteristic features of the invention are susceptible of modification, still the preferred embodiment of the invention is illustrated in the accompanying drawings, in which—

Figure 1 is a perspective view showing the application of the invention. Fig. 2 is a perspective view of the supporting device alone. Fig. 3 is a front elevation of the invention.

Corresponding and like parts are referred to in the following description and indicated in all the views of the drawings by the same reference characters.

To afford an extreme simplicity and a consequent cheapness relative to the cost of the supporting device, the same is made, preferably, of spring-wire. The device consists of a supporting-hook 1 and supporting-arms 2, extended laterally from the supporting-hook and provided with attaching means for secur-

ing the napkin to the holder. The hook 1 is designed to support the holder by engaging the wearing-apparel of the user, and the device may be so applied to the napkin that the hooks 3 will be hidden from view should this be desired. As before described, the arms 2 extend laterally from the supporting-hook 1 and are curved so that the device may be out of view when the same is secured to the napkin. Upon the end portions of the supporting-arms are the attaching means, which consist of spring-hooks 3, which hooks are adapted to clamp the edge portions of the napkin and securely hold the same. The supporting-hook is formed by bending the wire upon its adjacent central portion thereof and rebending the same in a direction at an angle to the first bent portion, thus forming the arms 2.

The device is exceedingly light and simple and may be finished as found suitable to the manufacturer.

Having thus described the invention, what is claimed as new is—

A napkin-holder comprising a single length of wire bent upon itself about centrally thereof, the bent portion being turned upon itself to form a supporting-hook, the end portions of the wire being downwardly curved from the supporting-hook at an angle to the plane of the said hook to form supporting-arms, the extremities of the supporting-arms being downwardly bent and extended beneath the supporting-arms in approximately paralleling relation to form clamping-hooks, said hooks being adapted to be disposed beneath the napkin supported by the holder.

In testimony whereof I affix my signature in presence of two witnesses.

DAVID G. McCLAY. [L. s.]

Witnesses:

C. E. PARKER,  
F. W. MANSUR.