

No. 765,285.

PATENTED JULY 19, 1904.

E. KAUFMANN.  
POCKET KNIFE.

APPLICATION FILED OCT. 14, 1902.

NO MODEL.

FIG. 1.

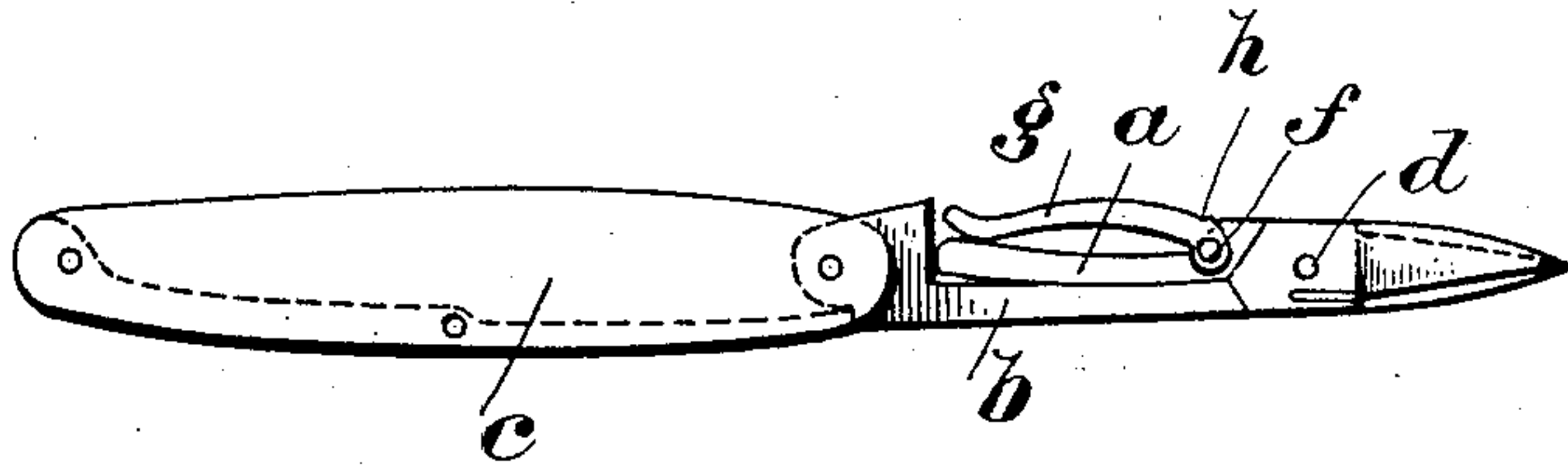


FIG. 2.

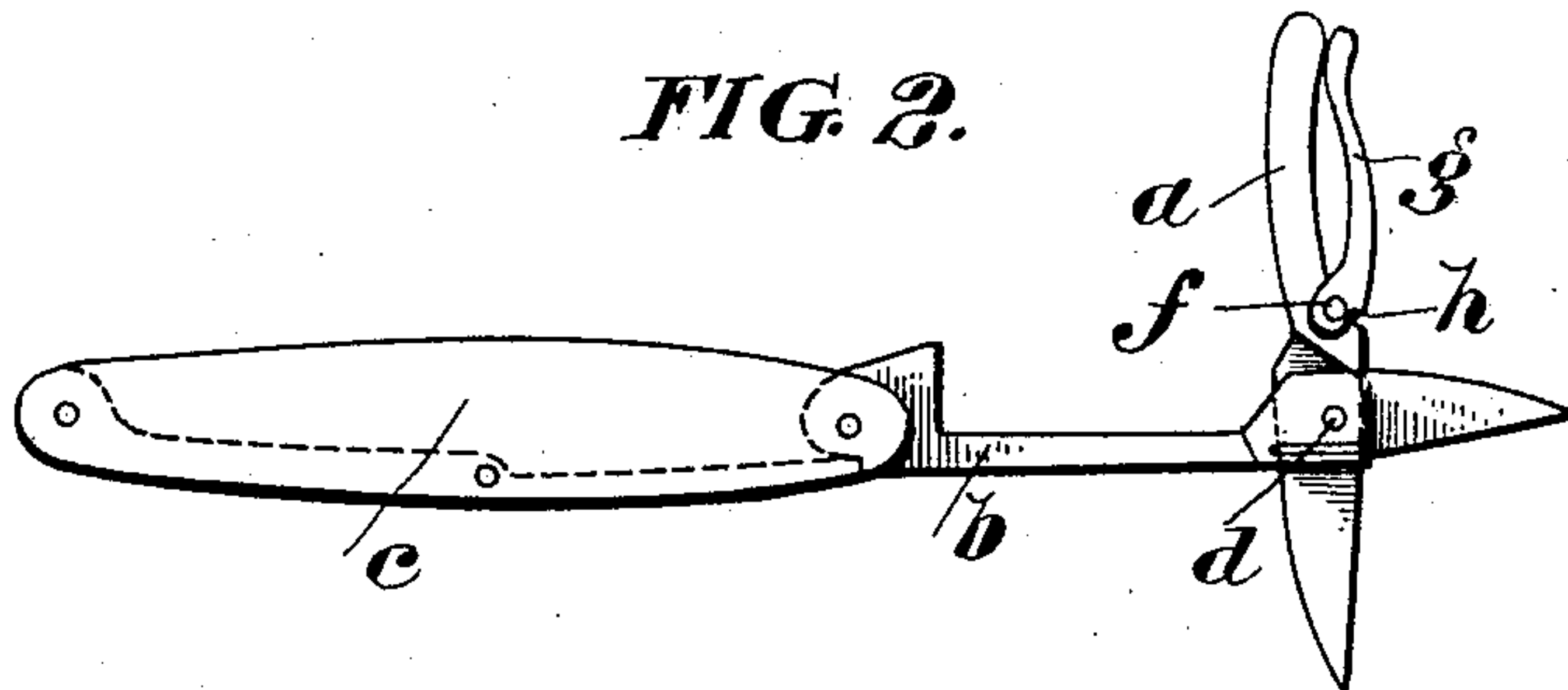


FIG. 3.

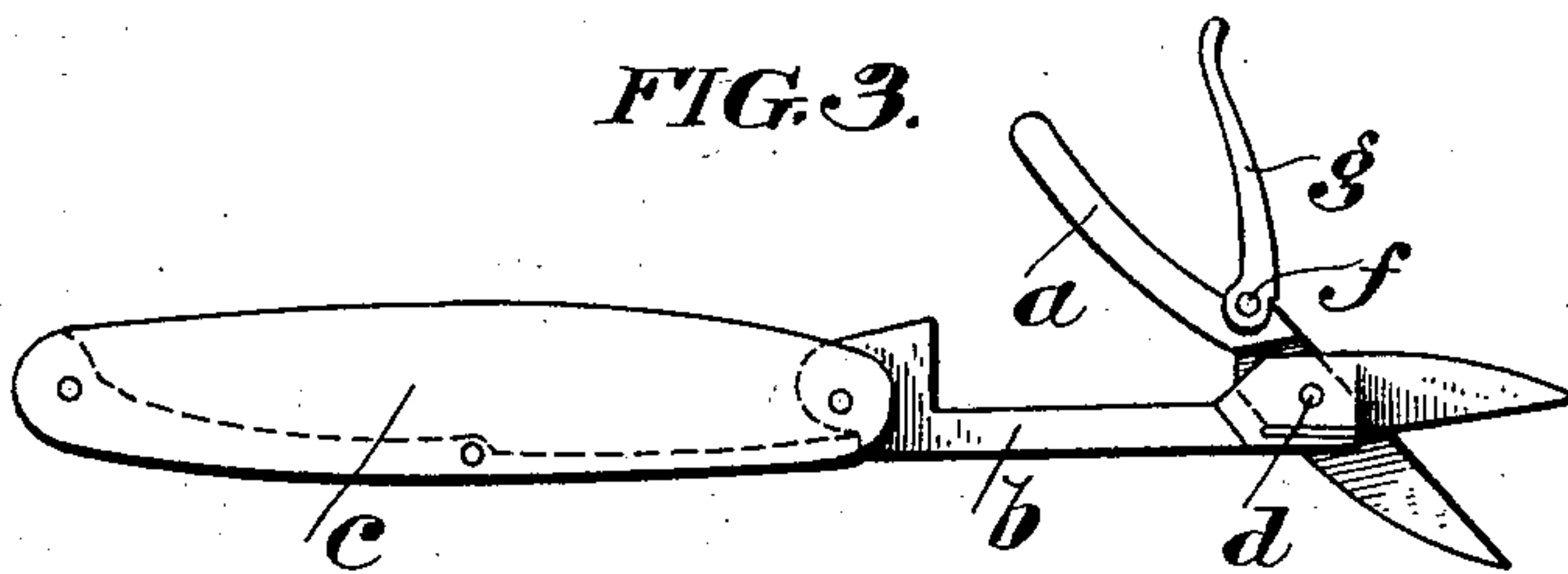
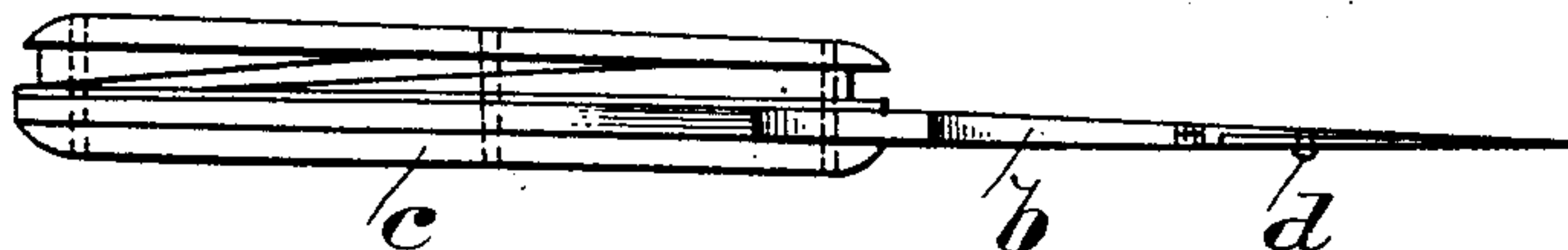


FIG. 4.



WITNESSES:

Henry Drury  
O. M. Kelly

INVENTOR

Ernst. Kaufmann

BY

*[Signature]*

ATTORNEY.

# UNITED STATES PATENT OFFICE.

ERNST KAUFMANN, OF SOLINGEN, GERMANY.

## POCKET-KNIFE.

SPECIFICATION forming part of Letters Patent No. 765,285, dated July 19, 1904.

Application filed October 14, 1902. Serial No. 127,237. (No model.)

*To all whom it may concern:*

Be it known that I, ERNST KAUFMANN, a subject of the German Emperor, residing at Solingen, Germany, have invented certain new and useful Improvements in Pocket-Knives, of which the following is a specification.

The present invention relates to a pocket-knife having scissors combined therewith which are constructed in such a manner that in place of the usual spring for opening the scissors a device is connected to the movable scissors-blade, and has for object to serve as a fulcrum or abutment for the finger in opening the scissors. Pocket-knife scissors of this kind are illustrated in the accompanying drawings, in which—

Figure 1 shows the scissors closed and projecting from the knife-handle. Fig. 2 shows the instrument in the same position, but with the device or part which is to be acted on by the finger still lying against the scissors-leg. Fig. 3 shows the scissors-leg and the scissors open with the finger-piece ready for use. Fig. 4 is an end elevation.

The scissors consist of two legs *a* and *b*, of which the leg *b* is pivoted to the knife-handle *c*, so that it can open out therefrom, while the leg *a* is pivoted on the pivot *d*, mounted on the scissors-leg *a*. This leg *a* carries an arm *g*, which is pivoted at *f* and which is held in its end position, Fig. 3, by means of the nose *h*, that serves as an abutment. When it is desired to open and shut the scissors for cutting, the finger which serves to operate the movable scissors-blade is inserted between the parts *a* and *g* of the movable scissors-leg, which are set in the positions shown in Fig. 3. The leg *g* is thus fixed by a nose *h* in the end position given to it relatively to the leg *a*. When the finger is moved so as to cause the scissors to open, it finds an abutment on the

locked part *g*, which follows the movement of the fingers and moves the leg *a* also with it. When the finger makes a movement in the opposite direction, the scissors are thereby closed, so as to make the desired cut.

It is not absolutely necessary that the part *g*, which serves as the abutment for the finger in opening the scissors, should have the form shown in the drawings, and instead thereof any other part having an equivalent effect may be employed. For instance, a "multiple" eye or eyes capable of moving in one another by means of slot guidance may be employed for that purpose, the arrangement being such that the adjacent members can be turned and shifted relatively to one another in such a manner that when folded together they will lie with the same curvature as close up as possible against the handle part.

What I claim, and desire to secure by Letters Patent of the United States, is—

1. In a pocket-knife scissors, the combination with the main member *b*, the scissors member *a* pivoted thereto, and the arm *g* pivoted to the member *a*, of an abutment formed between the arm *g* and member *a* and adapted to enable the member *a* to be operated in one direction by the arm *g*.

2. In a pocket-knife scissors, the combination with the main member *b*, the scissors member *a* pivoted thereto, and the arm *g* pivoted to the member *a*, of the abutment *h* on the arm *g* adjacent to its pivot, adapted to act on the member *a*, substantially as and for the purpose described.

In testimony whereof I have hereunto set my hand in the presence of two witnesses.

ERNST KAUFMANN.

Witnesses:

PAUL SCHIMM MARSCH,  
VICTOR W. HELDT.