

No. 764,697.

PATENTED JULY 12, 1904.

H. S. ZINN.
TUCK COMB.

APPLICATION FILED MAR. 12, 1903.

NO MODEL.

Fig. 1.



Fig. 3.

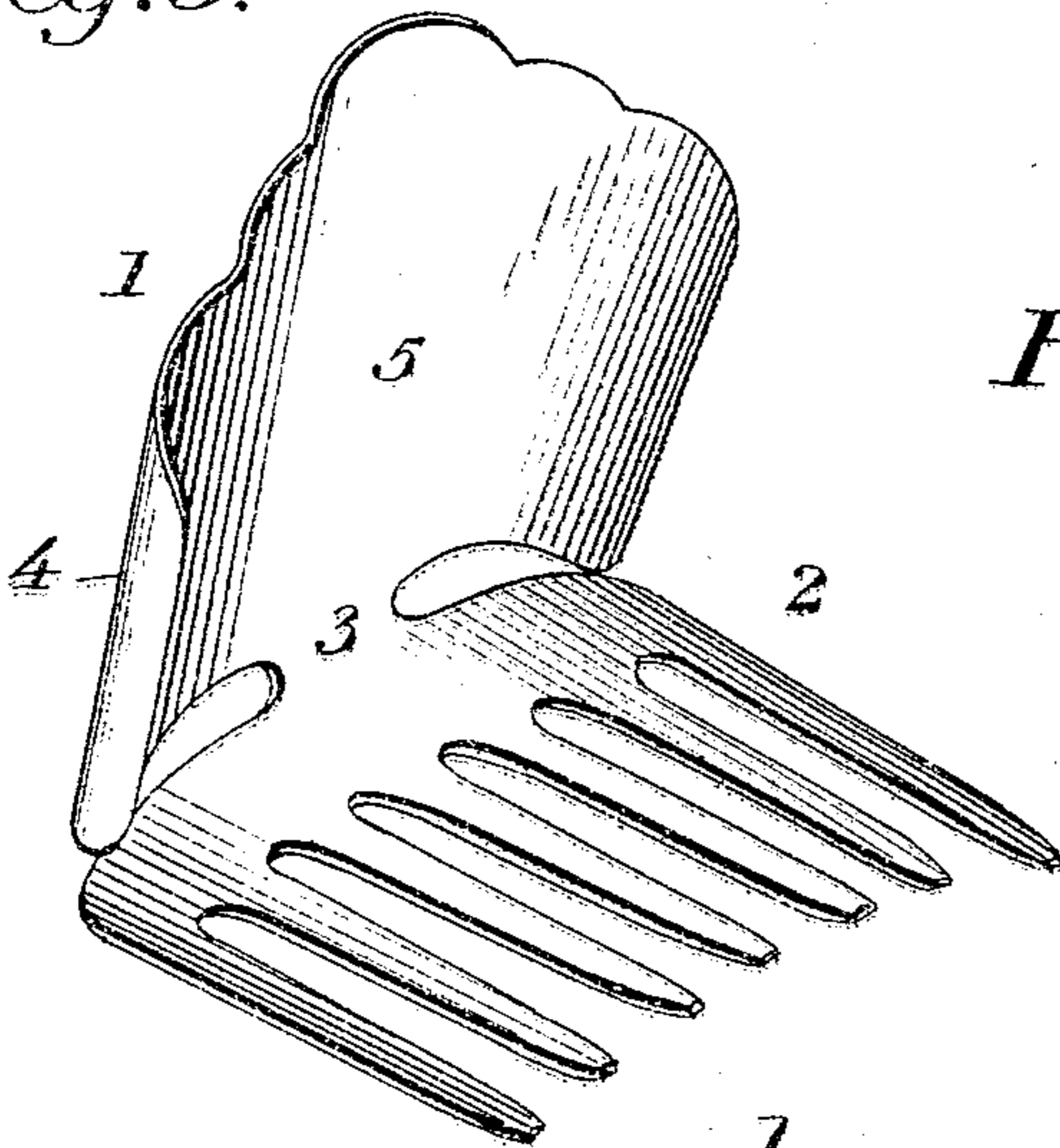


Fig. 2.

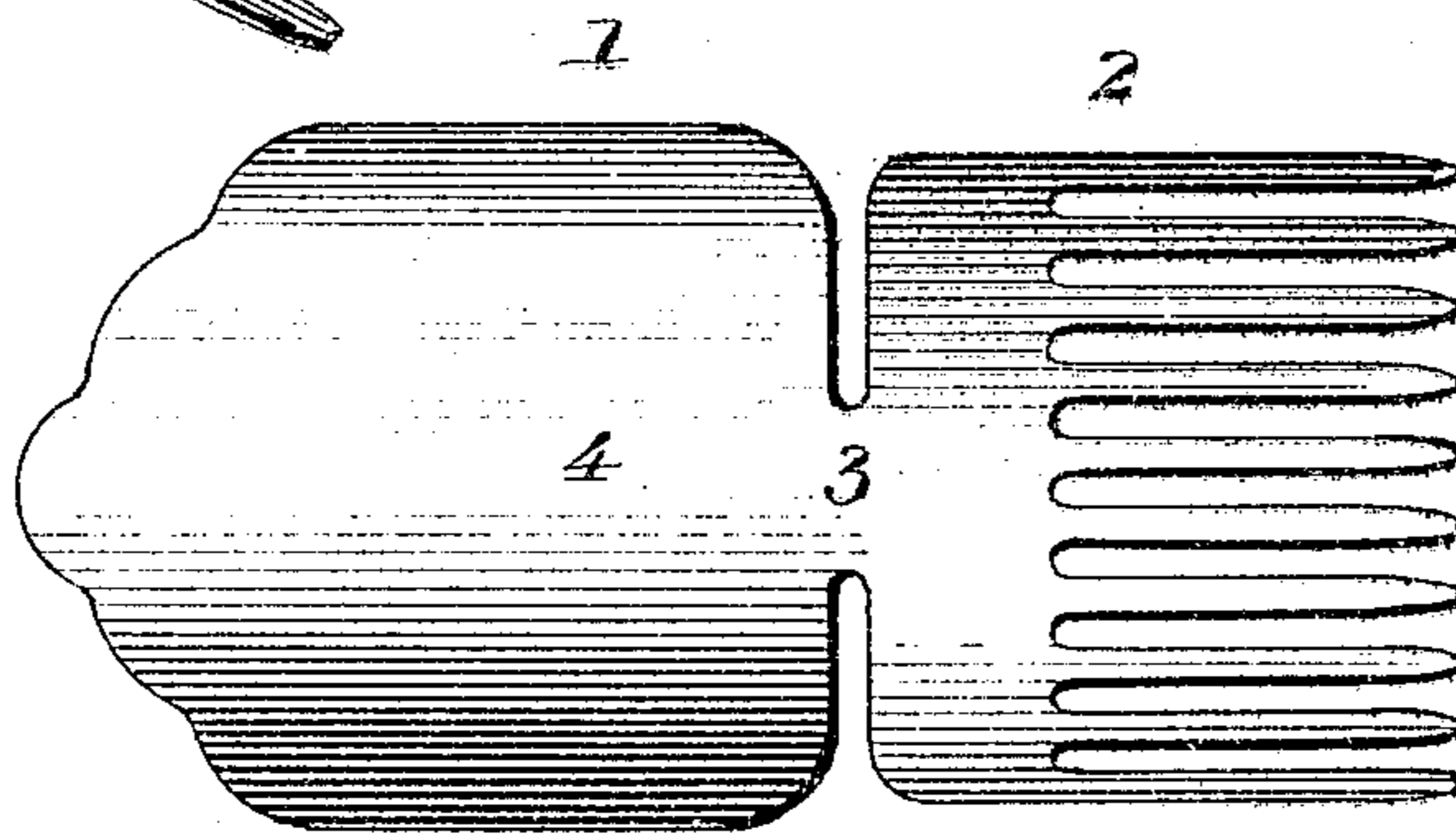
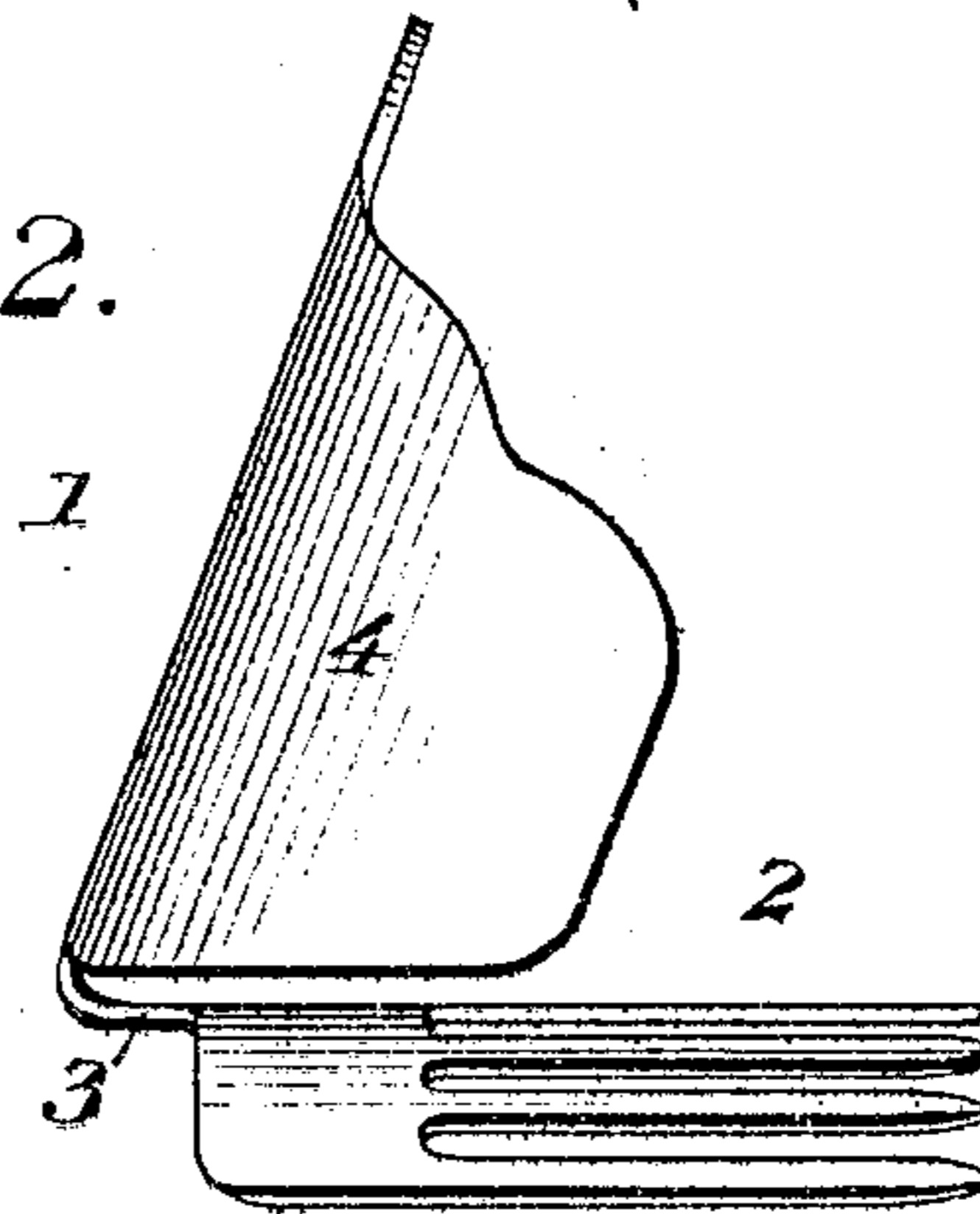


Fig. 4.

Witnesses
J. S. Elmore.
Martin R. Bowme.

Inventor
Henry S. Zinn
By *E. H. Colladay*
Attorney

UNITED STATES PATENT OFFICE.

HENRY S. ZINN, OF HUTCHINSON, KANSAS.

TUCK-COMB.

SPECIFICATION forming part of Letters Patent No. 764,697, dated July 12, 1904.

Application filed March 12, 1903. Serial No. 147,456. (No model.)

To all whom it may concern:

Be it known that I, HENRY S. ZINN, a citizen of the United States, residing at Hutchinson, in the county of Reno and State of Kansas, have invented certain new and useful Improvements in Tuck-Combs, of which the following is a specification.

My invention relates to combs, and is especially directed to that class of devices known as "tuck-combs," which are worn by ladies in the hair and which in practice serve the twofold function of head ornamentation and securing and sustaining the bulk or knot of the hair upon the crown of the head. It is the practice at the present day to highly ornament the heads of such combs in various ways, as by studding them with precious stones or the like. These combs, however, as now on the market can, owing to their peculiar formation, be worn only in rear of the knot or twist of hair, which conceals their front faces, and consequently renders necessary the ornamentations being placed upon their rear faces, where they can be viewed only from the rear or, in other words, only by those occupying a position in rear of the wearer of the comb.

The present invention has for its object to obviate the above-mentioned objectionable features and to produce a comb of this character which can be worn at the front of the knot of hair, thus permitting the ornamentations to be placed upon its front face and viewed from the front and at the same time one in which the toothed section will when the comb is in position conform to the curvature of the crown of the head, thereby rendering the device comfortable to the user, while the head-section will conform to the curvature of the knot or twist of hair, thus not only presenting an attractive appearance, but also providing an enlarged area for the reception of the comb ornamentations and extending the range within which such ornaments may be viewed.

To these ends the invention comprises the novel details of construction and combination of parts, more fully hereinafter described and claimed.

In the accompanying drawings, Figure 1 is

a view illustrating the device applied to the hair. Fig. 2 is a side elevation of the comb. Fig. 3 is a rear perspective view of the same. Fig. 4 is a view of the blank from which the comb is formed and illustrating the same previous to bending into shape.

My improved comb is composed, preferably, of gutta-percha, celluloid, or the like, but may be made from other suitable or desired material, and comprises a head or body portion 1 and a toothed section 2, joined to the head portion by an integral reduced neck or connecting portion 3, as more clearly illustrated in Fig. 4.

The head-section 1 is bent laterally into concavo-convex form, thus producing a convex outer face 4, adaptable for ornamentation, and a concaved inner face 5, which when the comb is in position, as in Fig. 1, conforms generally to the curvature of the knot or twist of hair, and in this connection it is to be especially noted that owing to this lateral curvature of the head portion the radial scope within which the jewels or other ornaments borne by the front face of the same may be viewed is materially increased.

The toothed section 2, which in side elevation lies at substantially right angles to the head-section 1, is also bent laterally into concavo-convex form, but in a reverse direction relative to the curvature of the head 1, thus presenting a concaved lower face which when the comb is in position conforms generally to the curvature of the crown of the head, rendering the device comfortable to the wearer. Attention is here especially directed to the fact that the reduced neck, which unites the head and toothed sections, forms an integral part of each and is bent transversely to bring the main portions of the comb to the relative substantially right-angular position which they occupy when the device is in its completed state. It is further to be particularly noted that owing to this right-angular relation of the parts the head-section will occupy a practically vertical position in front of the hair-knot and the toothed section will enter the hair in a substantially horizontal plane over the crown of the head, whereby the comb will rest upon and its weight be sus-

tained by the latter, and liability of the comb falling out of the hair and being lost is obviated.

In producing my improved device I first
5 form from suitable material a blank, preferably of the general outlines shown in Fig. 4—that is, one which comprises the enlarged head portion 1, toothed section 2, and reduced neck 3—then bend laterally and reversely the
10 main portions 1 and 2 each into concavo-convex form and firmly bend the reduced portion 3 transversely to bring the main portions to the desired angle relative one to the other.

From the foregoing it will be seen that I
15 produce a comb of simplified construction which will be inexpensive to manufacture and one which in practice will efficiently perform its functions, and while I now believe the device herein shown and described to be the
20 best adapted for the attainment of the ends in view it is to be understood that I do not limit or confine myself to the details herein shown and described, inasmuch as various minor changes may be made therein without
25 departing from the spirit or scope of my invention.

Having thus described my invention, what I claim is—

1. As a new article of manufacture, a tuck-
30 comb comprising a head portion of lateral concavo-convex form, and an angularly-disposed toothed section of reverse lateral con-

cavo-convex form relative to the head portion.

2. As a new article of manufacture, a tuck- 35
comb comprising a head portion of lateral concavo-convex form and a substantially right-angularly disposed toothed section of reverse lateral concavo-convex form relative to the head portion. 40

3. As a new article of manufacture, a tuck-
comb comprising a head portion of lateral concavo-convex form and a substantially right-angularly disposed toothed section, joined to the head portion by a reduced connecting portion, said toothed section being of 45
reverse lateral concavo-convex form relative to the head portion.

4. As a new article of manufacture, a tuck-
comb comprising a head portion of lateral 50
concavo-convex form and a substantially right-angularly disposed toothed section joined to the head portion by an integral reduced connecting portion, said toothed section being of reverse lateral concavo-convex form 55
relative to the head portion.

In testimony whereof I have signed my name to this specification in presence of two witnesses.

HENRY S. ZINN.

Witnesses:

MARY L. ZINN,
J. T. BROWN.