

No. 762,636.

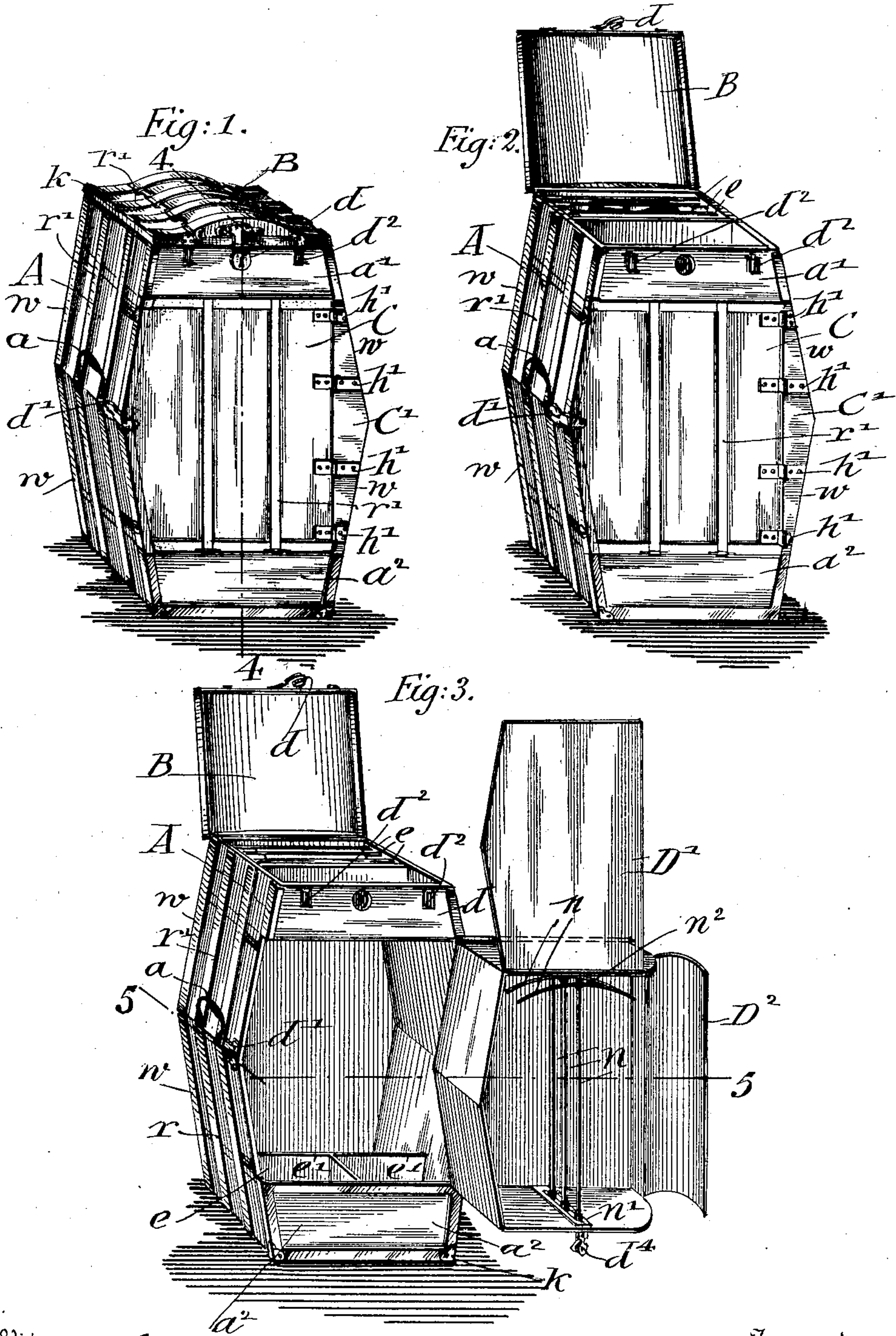
PATENTED JUNE 14, 1904.

F. JANIK.
TRUNK.

APPLICATION FILED MAR. 18, 1904.

NO MODEL.

2 SHEETS—SHEET 1.



Witnesses
Henry J. Luber
J. Henry Glover

By *his* Attorneys *Inventor*
Frank Janik
Joseph Niles

No. 762,636.

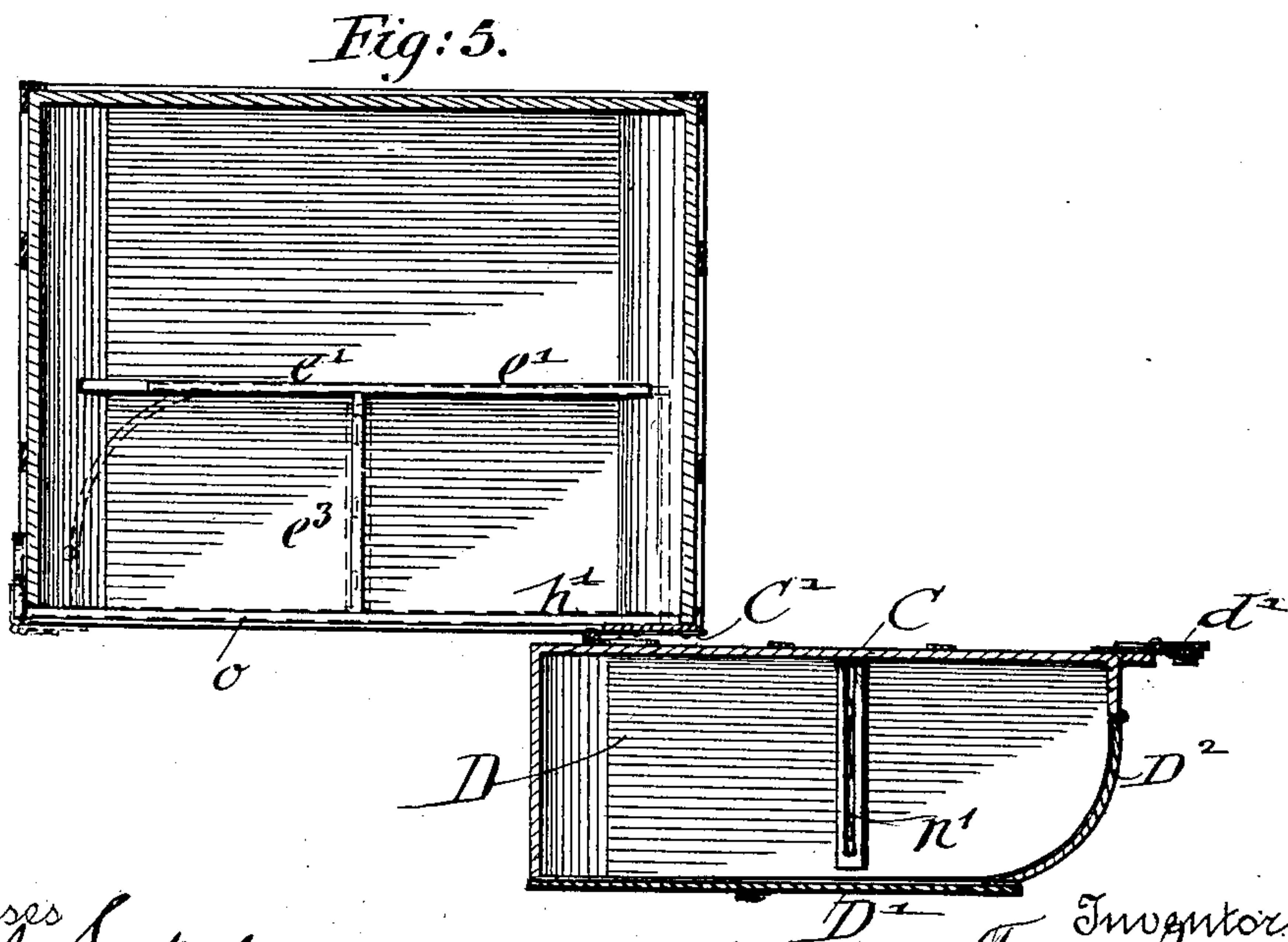
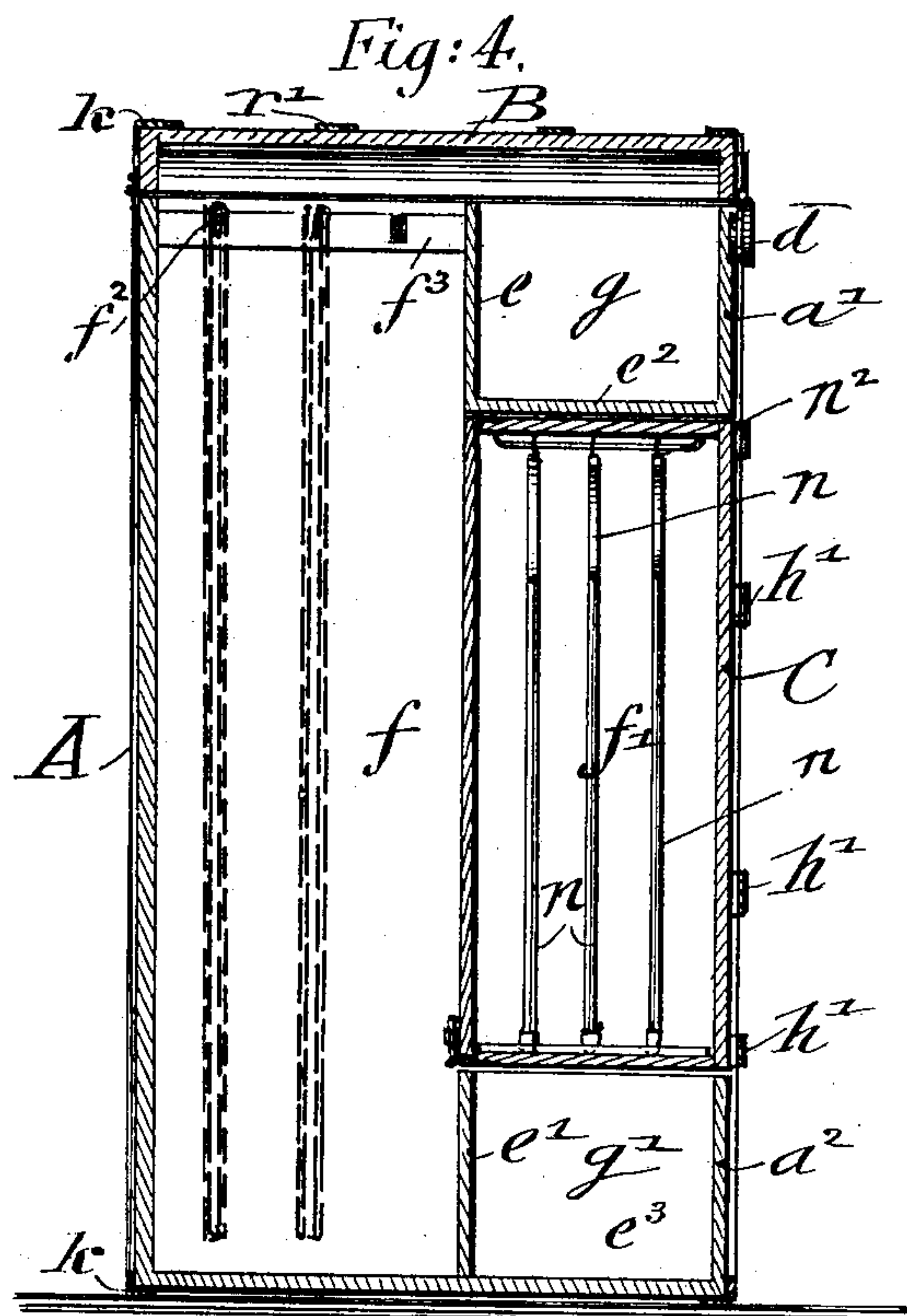
PATENTED JUNE 14, 1904.

F. JANIK.
TRUNK.

APPLICATION FILED MAR. 18, 1904.

NO MODEL.

2 SHEETS—SHEET 2.



Witnesses
Henry J. Subrier
J. Henry Glover.

Inventor.
Frank Janik
By his Attorneys
Goulet Viles

UNITED STATES PATENT OFFICE.

FRANK JANIK, OF NEW YORK, N. Y., ASSIGNOR OF ONE-HALF TO GUSTAV WINTERNITZ, OF NEW YORK, N. Y.

TRUNK.

SPECIFICATION forming part of Letters Patent No. 762,636, dated June 14, 1904.

Application filed March 18, 1904. Serial No. 198,719. (No model.)

To all whom it may concern:

Be it known that I, FRANK JANIK, a citizen of the Empire of Austria-Hungary, residing in New York, borough of Manhattan, and State
5 of New York, have invented certain new and useful Improvements in Trunks, of which the following is a specification.

This invention relates to an improved trunk which is intended mainly for the use of gentlemen to be used for carrying the trousers, coats, vests, &c., in suspended condition in a manner similar to the trunks used by ladies for carrying skirts, waists, &c.; and for this purpose the invention consists of a trunk composed of an upright body provided with ob-
15 tuse-angled side walls, a hinged and bulged lid at the top, a front cover hinged at one side and provided with a box-shaped body for suspending coats and vests, and with transverse partitions at the upper and lower front parts of the body, so as to divide the interior space of the same into a rear space having the full height of the trunk-body, a front space for the box-shaped body of the trunk-cover, and
20 additional spaces above and below the front space for the storage of other articles of apparel; and the invention consists, further, of certain details of construction, which will be fully described hereinafter, and finally pointed
25 out in the claims.

In the accompanying drawings, Figure 1 is a perspective view of my improved trunk, showing the top and front covers in closed position. Fig. 2 is a similar perspective view
35 showing the top cover in open position. Fig. 3 is a perspective view showing the top cover as well as the front cover in open position so as to give full access to all the parts of the trunk. Fig. 4 is a vertical transverse section
40 on line 4 4, Fig. 1; and Fig. 5 is a horizontal section on line 5 5, Fig. 3.

Similar letters of reference indicate corresponding parts.

Referring to the drawings, A represents
45 the upright body of my improved trunk. The body is provided with outwardly-projecting obtuse-angled side walls *w*, having handles

a at the apices of the angles. The upper end of the trunk-body is opened and closed by a hinged cover B, which is preferably made
50 convexly bulging or dome-shaped, so as to enlarge the storage capacity of the top part and impart a more ornamental appearance to the trunk. The bottom is straight. The outer walls *w* of the trunk body and cover are
55 strengthened by the usual strengthening-ribs *r'*, while the corners are strengthened by the usual steel corner-pieces *k*. The front of the trunk-body is provided with an opening *o*, that is closed by a front cover C, which is
60 connected by hinges *h'* at its straight side to a narrow obtusely-angled front portion C', the opposite end of the front cover being made of the same angle as that of the adjacent side wall of the trunk-body. Above and below
65 the front opening *o* transverse front portions *a'* and *a''* are arranged. The top cover B and front cover C are locked by means of any approved trunk-locks *d d'* and the usual locking-catches *d''*, so that a secure closing of the
70 trunk at the top and side is obtained.

In the upper and lower part of the trunk-body A are arranged transverse partitions *e e'*, which are equal in height with the upper and lower front portions *a' a''* of the trunk-body,
75 the space *g*, formed between the upper partitions and the front portion *a'*, being provided with a bottom *e''*, extending between the partition and front portion *a'*. The space *g'*, between the lower partition *e'* and the lower
80 front portion *a''*, is divided by an additional center partition *e'''* into two smaller compartments for the storage of collars and cuffs, neckties, and other smaller articles of apparel, while the compartment *g* is used for the stor-
85 age of toilet articles, &c.

Between the rear wall of the trunk-body and the transverse partitions *e e'* is formed a space *f*, which extends throughout the entire height of the trunk-body, and a space *f'* of
90 less height, which extends from the rear space between the bottom *e''* of the upper front compartment *g* and the bottom compartment *g'* to the front opening *o*. The space or com-

partment f serves for suspending therein the trousers by means of suitable clamping-strips f^2 of any approved construction, which are by recessed side rails f^3 attached to the upper side walls of the trunk-body, as shown in Fig. 4. The space f' serves for taking up a box-shaped body D, which is attached to the inner surface of the front cover C and which swings inwardly and outwardly with the same.

10 The box-shaped body D on the front cover is equal in depth with the depth of the space f' and the compartments g g' of the trunk-body and is provided with a lid D', that is hinged at its upper end to the top wall of the box-shaped body and locked at its lower end by a suitable locking device d^1 when the lid is to be locked in closed position. Both sides of the box-shaped body D are made in the same obtusely-angled form as the adjacent side walls of the trunk-body A, the box-shaped body D projecting at one side beyond the straight hinged edge of the front cover C, so as to fill up the space back of the narrow front portion C'. The inner side of the box-body D, opposite to its hinged side, is rounded off and closed by a hinged and rounded-off wall D², as shown in Figs. 3 and 5, which rounded-off wall is held in position by the overlapping edge of the lid D', the wall D² permitting the convenient opening and closing of the box-shaped body D without being interfered with by the front edge of the opposite side wall of the trunk-body, as shown by the dotted lines in Fig. 5. The box-shaped body D is provided at its inside with detachable coat-hangers n , which are supported by rods, that are inserted at their lower ends into grooved strips n' , applied to the bottom of the box-shaped body D, while the upper parts of the coat-hangers are retained by suitable means n^2 , so as to be detachable therefrom for receiving, removing, and replacing the articles suspended therefrom. Coat-hangers of any approved construction may be used provided that they can be readily removed from and inserted into the box-body. The coat-hangers can also be used for suspending the vests, so as to stow both coats and vests in the box-shaped body. It is obvious that the height of the trunk-body A is approximately the length of the trousers, while the length of the box-body D, arranged on the front cover C, corresponds to the average length of coats. This permits, instead of folding up and packing of coats and trousers, the suspending of these garments in my improved trunk in the same manner as they are suspended in wardrobes.

Owing to the shape of its sides, the trunk cannot be laid flat and has to be placed in upright position in the baggage-car in the same manner as ladies' trunks of the same type.

The improved trunk can also be used with small changes for the storage of ladies' skirts,

waists, hats, &c., in which case suspending devices adapted for these garments have to be used.

The advantages of my improved trunk are, first, that gentlemen's wearing-apparel can be packed and shipped in suspended condition, so as to obviate the disagreeable creases in the garments produced by folding them in the trunks heretofore in use; second, that the garments can be readily removed from the trunk by opening the top and front covers and the lid of the box-shaped body on the front cover, and, thirdly, that the trunk in its natural upright position can be used in the nature of a wardrobe by removing the garments from and replacing them in the same, the trousers being introduced in the rear space f through the front opening o for being suspended, but removed through the top opening of the trunk.

Having thus described my invention, I claim as new and desire to secure by Letters Patent—

1. A trunk, consisting of a body open at the top provided with side walls, a rear wall, a bottom, a front wall having a transverse upper and lower portion, a hinged top cover, and a front cover provided with a box-shaped body hinged at one side and rounded off at the opposite side, substantially as set forth.

2. A trunk, consisting of a body open at the top and provided with side walls, a rear wall, a bottom, a front wall having an opening, transverse upper and lower portions, a hinged top cover and front cover provided with a box-shaped body for receiving coats and vests, and hinged at one side to the connecting side portion and rounded off at the other side, substantially as set forth.

3. A trunk, consisting of a body open at the top and provided with obtusely-angled side walls, a rear wall, a bottom, a front wall having an opening, transverse upper and lower front portions, a narrow obtusely-angled side portion connecting the upper and lower front portions, a hinged cover for closing the top of the trunk-body, and a front cover provided with a box-shaped body hinged at one side and extended sidewise to the rear of the connecting side portion and being rounded off at the opposite side, substantially as set forth.

4. In a trunk, the combination, with a box-body open at the top and provided with obtusely-angled side walls, a rear wall, a bottom, a front wall having transverse upper and lower portions, a hinged top cover, a hinged front cover, a box-shaped body attached to the inner side of the front cover, said box-shaped body being composed of top and bottom walls, an obtusely-angled side wall, a rounded-off lid hinged to the opposite side, a hinged inner lid, and means for locking the hinged inner lid to the box-shaped body, substantially as set forth.

5. A trunk, consisting of an upright body

open at the top and provided with obtusely-
angled side walls, a rear wall, a bottom, a
front wall having transverse upper and lower
portions, a hinged top cover, a hinged front
5 cover, the latter provided with a box-shaped
portion rounded off at one side for receiving
coats and vests, transverse partitions in the
trunk-body above and below the box-shaped
body, an inner bottom below the upper par-
10 tition and upper front wall, said partitions
forming a space at the rear part of the trunk-

body for suspending trousers, and means ar-
ranged in the box-shaped body for supporting
the holders for the coats and vests, substan-
tially as set forth.

In testimony that I claim the foregoing as
my invention I have signed my name in pres-
ence of two subscribing witnesses.

FRANK JANIK.

Witnesses:

PAUL GOEPEL,

HENRY J. SUHRBIER.