

No. 760,341.

PATENTED MAY 17, 1904.

C. MAURER.  
CURTAIN POLE ATTACHMENT.  
APPLICATION FILED JUNE 13, 1903.

NO MODEL.

Fig. 1.

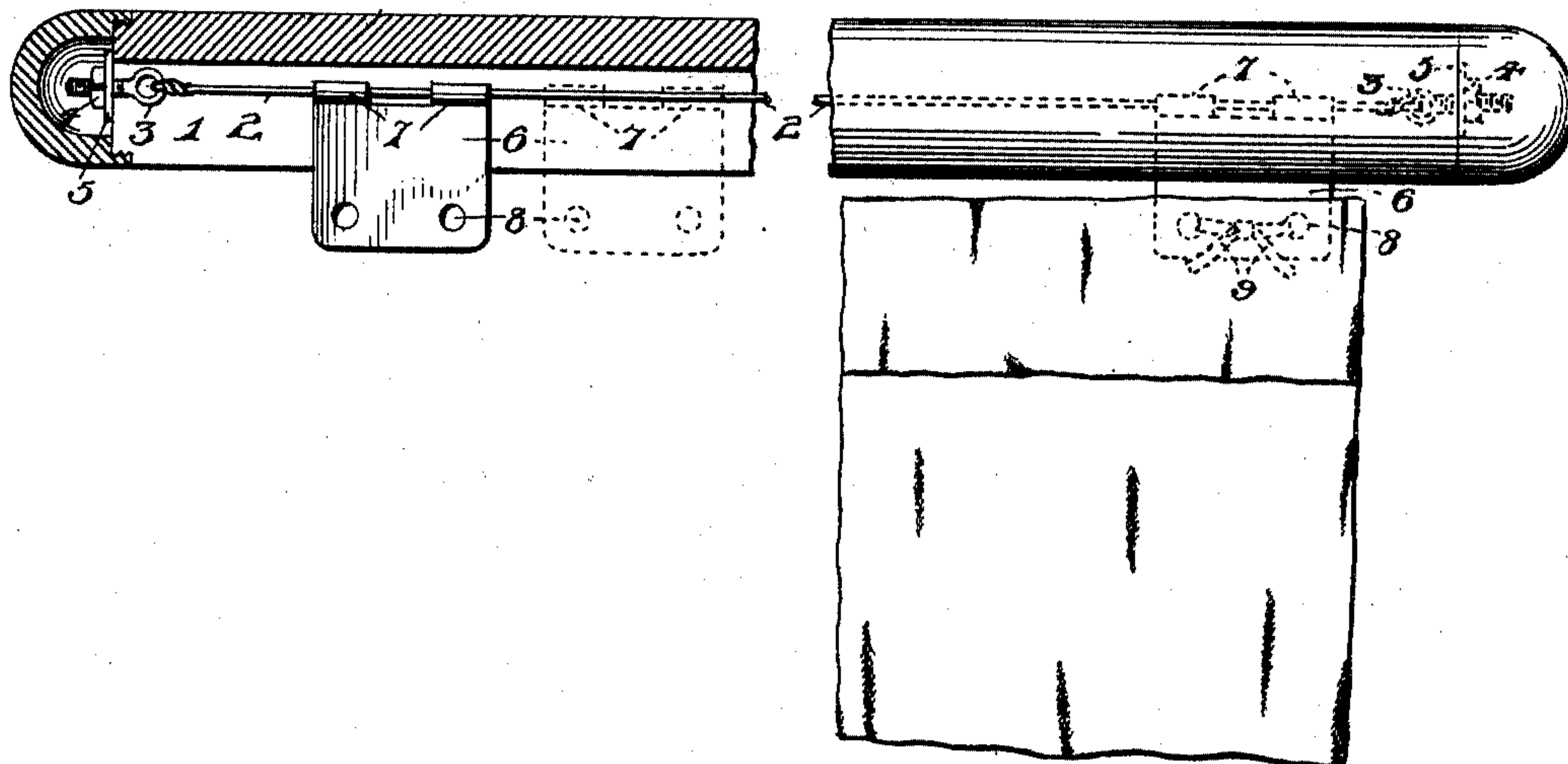


Fig. 2.

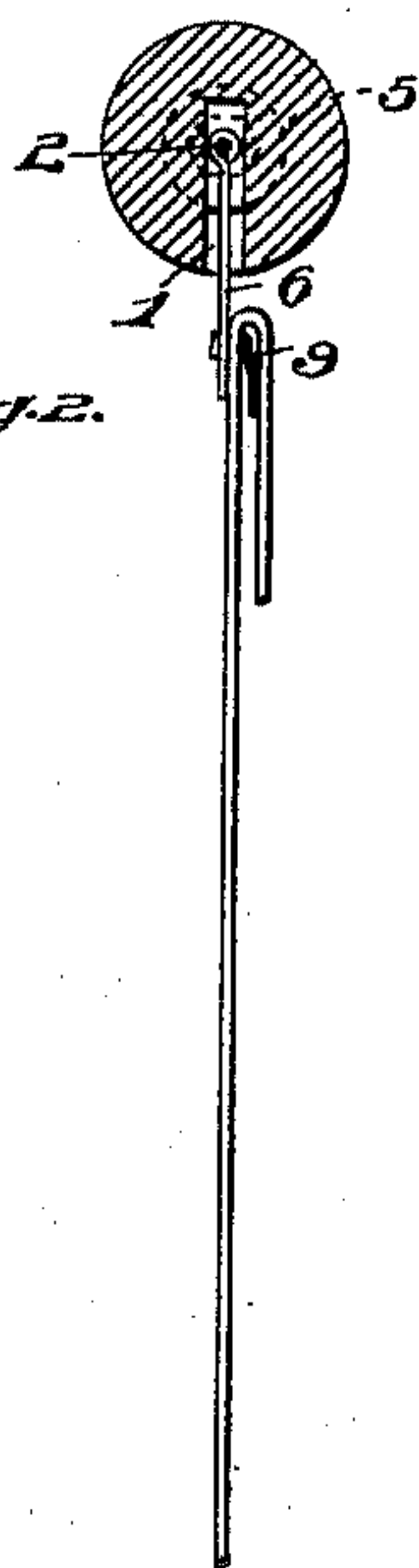
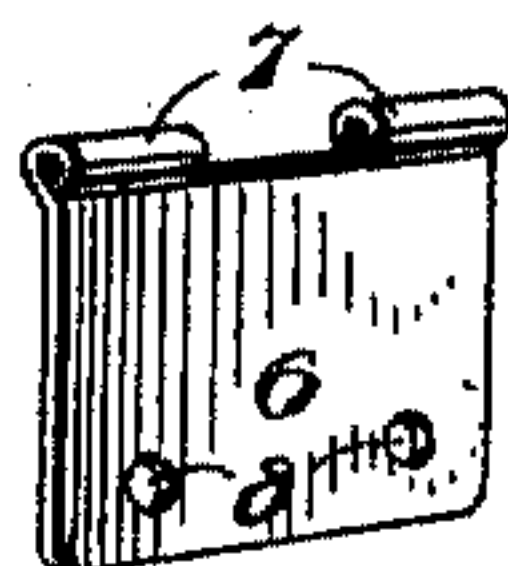


Fig. 3.



WITNESSES:

*J. C. Appleman,*  
*D. B. Davis*

INVENTOR

*Charles Maurer*

by *John Roland*  
*att'y*

# UNITED STATES PATENT OFFICE.

CHARLES MAURER, OF PITTSBURG, PENNSYLVANIA.

## CURTAIN-POLE ATTACHMENT.

SPECIFICATION forming part of Letters Patent No. 760,341, dated May 17, 1904.

Application filed June 13, 1903. Serial No. 161,257. (No model.)

*To all whom it may concern:*

Be it known that I, CHARLES MAURER, a citizen of the United States of America, residing at Pittsburg, in the county of Allegheny and State of Pennsylvania, have invented certain new and useful Improvements in Curtain-Pole Attachments, of which the following is a specification.

My invention relates to certain new and useful improvements in curtain-poles, and relates more particularly to that class wherein the use of rings and pins is entirely dispensed with.

A further object resides in having the curtain-holding plates loosely mounted on the rod. This will allow the curtains to be draped to any fullness desired without removing the same from the pole.

This invention has for its further object a curtain-pole which is simple to construct, easy to operate, and one that is attractive in appearance.

With the above and other objects in view the invention consists in the novel combination and arrangement of parts to be herein-after more fully described, and specifically pointed out in the claims.

In describing the invention in detail, reference is had to the accompanying drawings, forming a part of this specification, and wherein like numerals of reference indicate like parts throughout the several views, in which—

Figure 1 is a side elevation with the curtain attached and partly in section. Fig. 2 is a cross-sectional view of a pole and fastening. Fig. 3 is a perspective view of the curtain-holding plate.

In order to carry out the various objects of my invention, I cut a groove 1 in the pole the entire distance and place therein a rod or wire 2, which is secured to screw-eyelet 3 by twisting the same. The rod is held taut by the use of adjusting-screw 4, which bears against washer 5 at each end of pole. Loosely mounted on the rod I provide a number of curtain-

holders 6, and the rod is inserted in the turned-over flap 7, thus permitting of a free movement thereon and allowing one to drape the curtain as desired by simply moving the curtain-holders.

The curtains are fastened to plate either by sewing through the apertures 8 or by inserting a ribbon or cord 9 through the holes of the curtain-holder and through the curtain and tying the ribbon or end, as shown in dotted lines of the drawings, and when a portion of the curtains is draped over will obscure from view the plate and also the fastening means.

I do not wish to limit myself to the exact details of construction and operation herein set forth, as I may make various changes without departing from the spirit of my invention.

Having fully described my invention, what I claim as new, and desire to secure by Letters Patent, is—

In a curtain-fixture, a pole having a longitudinally-disposed slot extending from end to end from the lower surface of a point above a transverse center, a wire extending longitudinally of the slot, a screw at each end, to which the wire is attached, washers on the screws, bearing against the ends of the pole, the said screws extending into the slot of the pole, nuts run on the screws and bearing against the washer, the said wire being held in place by frictional contact of the washer with the ends of the pole, plates having holes and ears, the said ears being bent to encircle the wire to prevent disengagement, the apertured portion of the said plate depending below the pole, substantially as described.

In testimony whereof I affix my signature, in the presence of two witnesses, this 12th day of June, 1903.

CHARLES MAURER.

Witnesses:

JOHN NOLAND,  
J. P. APPLEMAN.