

No. 760,113.

PATENTED MAY 17, 1904.

R. B. FRIEND.
TOILET PAPER HOLDER.
APPLICATION FILED JAN. 6, 1904.

NO MODEL.

Fig. 1.

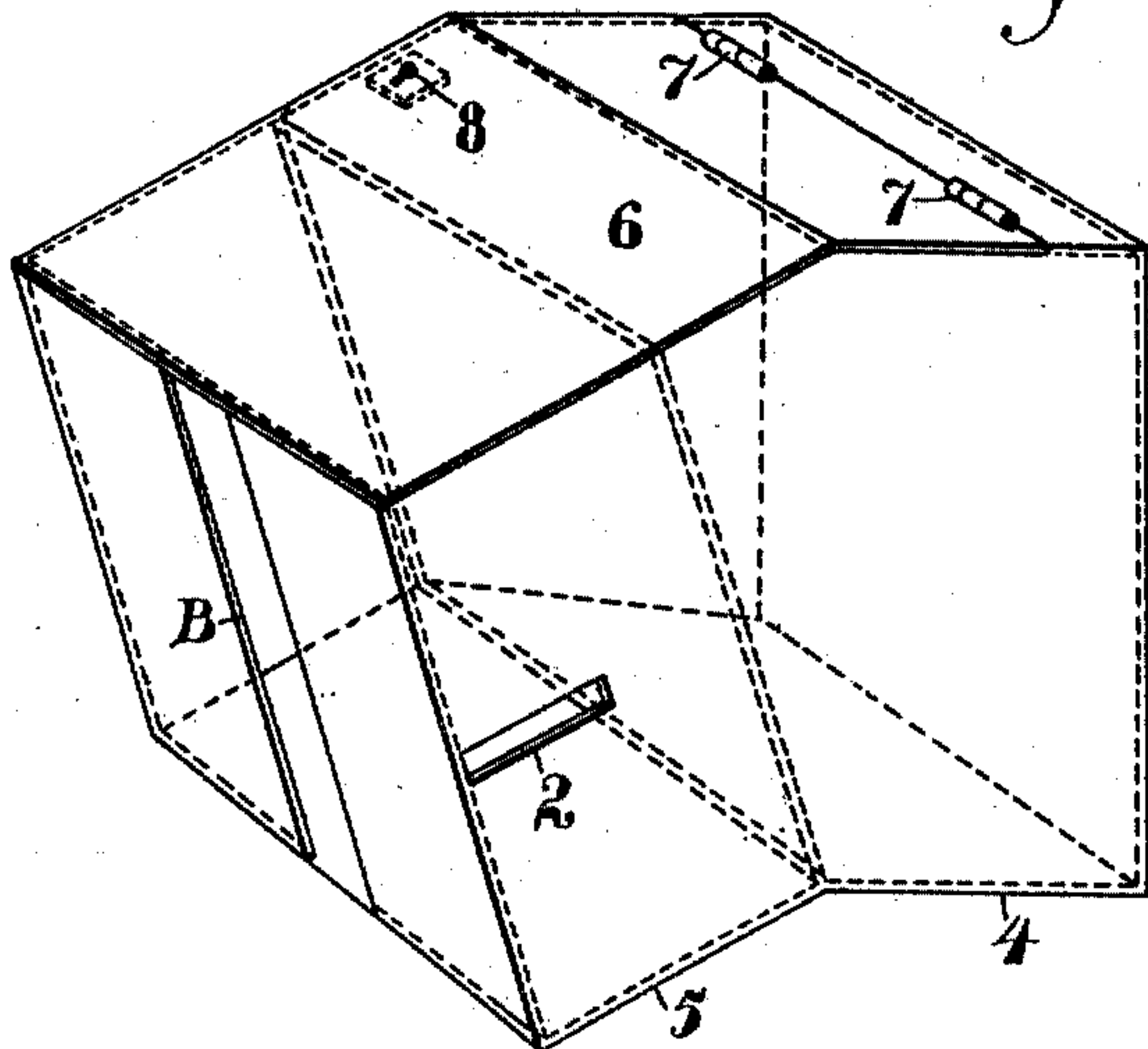


Fig. 2.

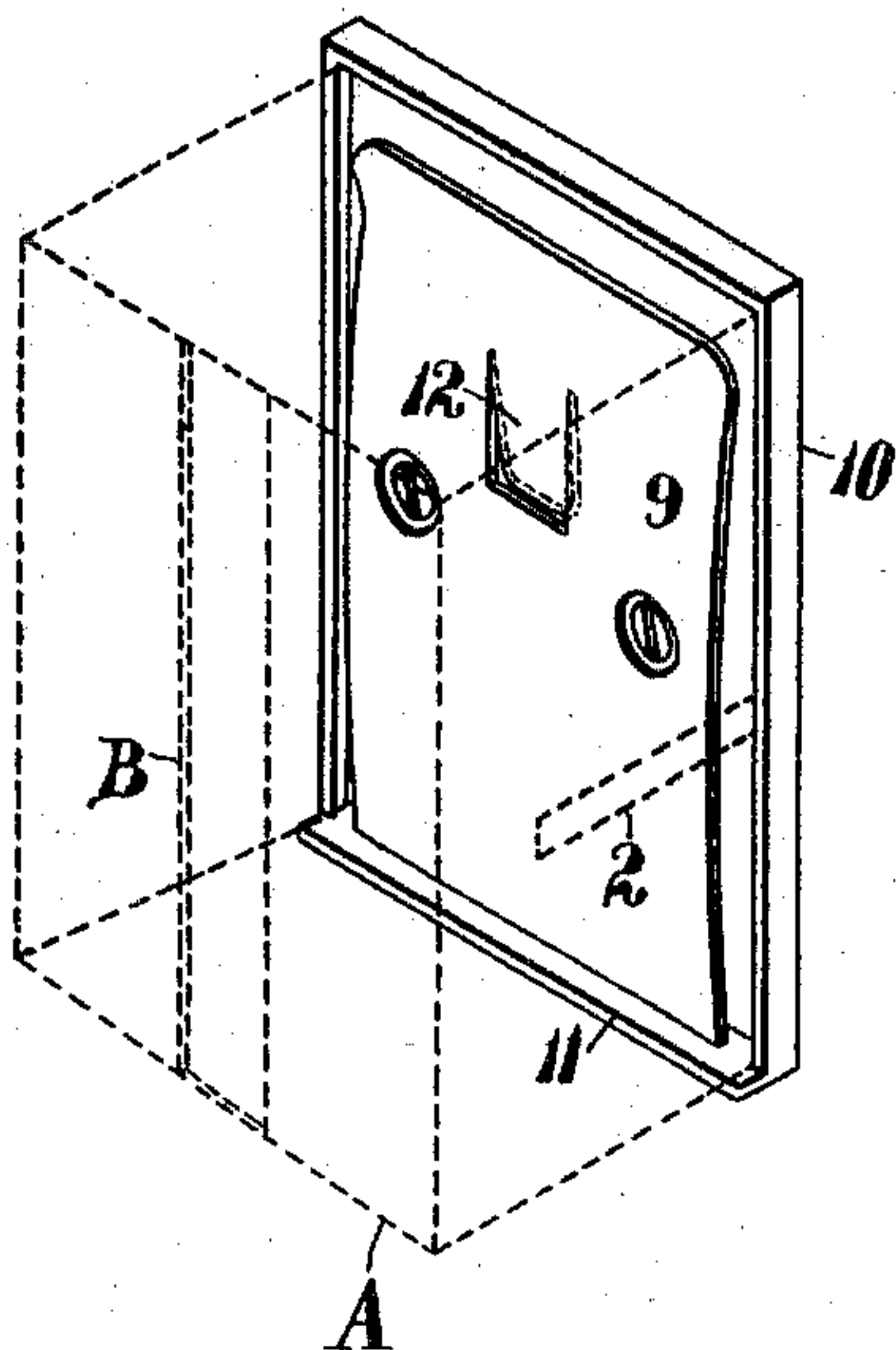
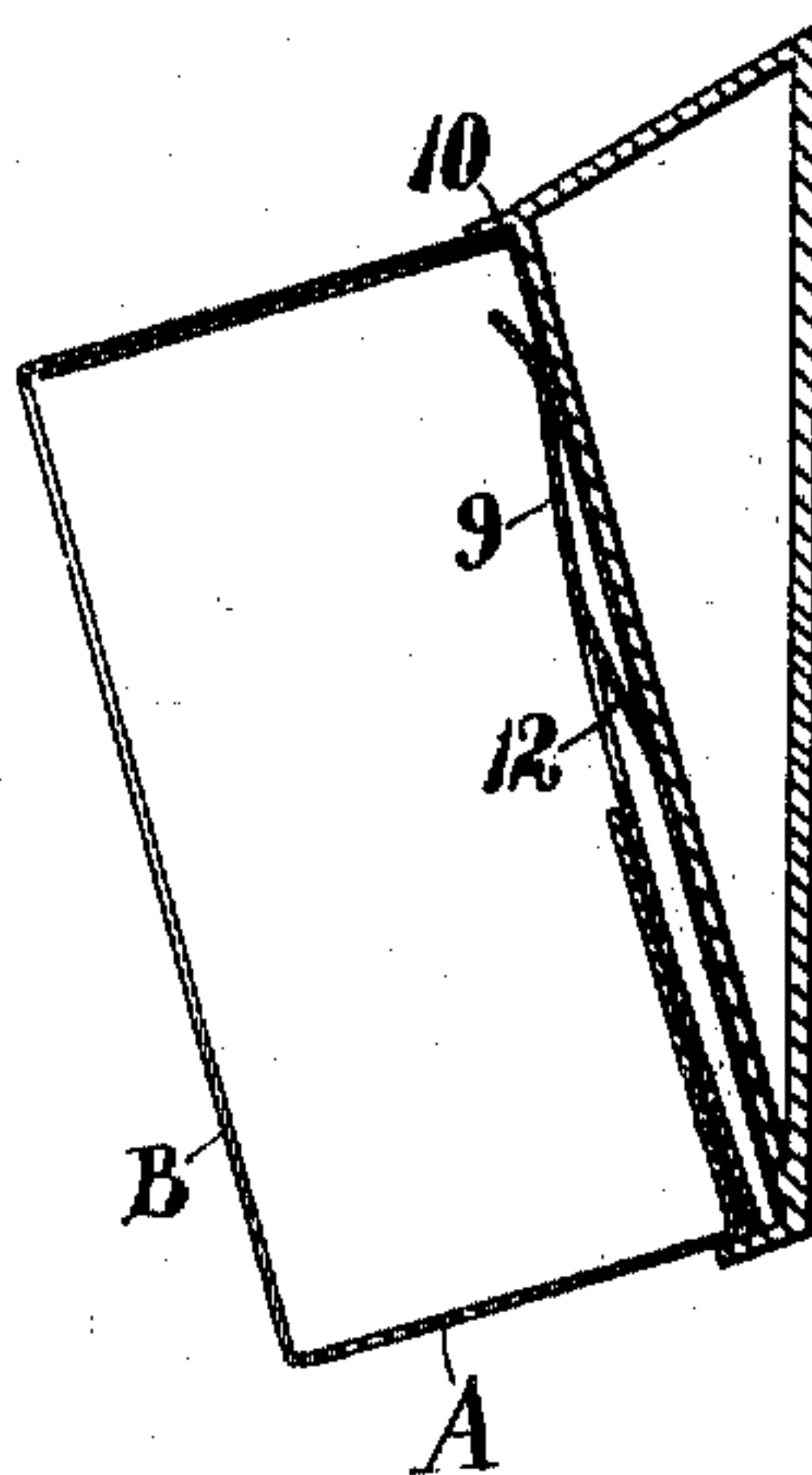


Fig. 3.



Witnesses:-

F. C. Fiedner

For use

Roger B. Friend *Inventor,*
By Geo. H. Strong, *att.*

UNITED STATES PATENT OFFICE.

ROGER B. FRIEND, OF OAKLAND, CALIFORNIA.

TOILET-PAPER HOLDER.

SPECIFICATION forming part of Letters Patent No. 760,113, dated May 17, 1904.

Application filed January 6, 1904. Serial No. 187,913. (No model.)

To all whom it may concern:

Be it known that I, ROGER B. FRIEND, a citizen of the United States, residing at Oakland, in the county of Alameda and State of California, have invented new and useful Improvements in Toilet-Paper Holders, of which the following is a specification.

My invention relates to a device for containing and conveniently delivering toilet-paper.

It consists of a containing box or case, with means for securing or attaching it with the edges of the paper presented, so as to be extracted at will, and in details of construction which will be more fully explained by reference to the accompanying drawings, in which—

Figure 1 shows a closed holder. Fig. 2 shows a holder for a single package. Fig. 3 is a sectional view of the triangular form.

It is the object of my invention to provide a means for conveniently holding and delivering toilet-paper.

The paper which I design to use is cut into sheets which are folded centrally and are interlocked from opposite sides alternately, so that when one or more sheets are pulled out through a suitable opening in the box the edge of the next sheet or sheets is presented, and so on until the package is exhausted.

In my invention I have shown the case A made to contain paper of the desired size. The case may be made of heavy pasteboard or of any suitable light material, and it has a vertical slot in front, through which the edges of the paper are presented, as shown at B. Upon the side of the case I make a transverse slot 2, which serves for the inspection of the package and to determine when the contents are nearly or quite exhausted. These packages may be either inclosed in complete cases having slits in front corresponding with the slit in the package through which the paper may be presented or the packages may be placed upon a holder. In the first case I may employ a case having a rectangular portion, as at 4, adapted to be secured upon the wall or other convenient support, and a forwardly-inclined portion, as at 5.

The whole case has a closed bottom and sides, and it has a top 6, hinged, as at 7, and

adapted to close over the upper portion, and it is provided with a lock, as at 8, by which it may be secured:

The front portion 5 of the case is adapted to receive the paper, which may either be placed in it within the containing-box A, or the paper may be secured by vertical straps passing around each package and allowing the edges of the sheets to be presented between these straps and through the slotted opening in the front of the case. When constructed in this manner, the rear portion 4 of the case serves to contain an extra package of the paper.

If the packages A are not to be entirely inclosed, they are made up in such a manner that the back of the package has a vertical open channel between it and the interior, and this channel is adapted to slip over the upper and outwardly-curved edge of a spring-clip, as at 9, which has its lower edge fixed in the base 10, so that the upper edge may spring outwardly sufficiently to allow the back of the package A to slip in behind the clip, and it will thus be held in position.

The lower edge of the back and also the bottom of the case A may rest upon a suitable shoulder or projection at the bottom of the part 10, as shown at 11.

In order to prevent the ready removal of the package, I have shown a tongue formed in the clip, as at 12, and this tongue is so constructed that when the package A has been slipped over the clip 9 this tongue will engage with an open slot formed in the back of the package A and will thus prevent the package from being again removed from the clip until its contents have been exhausted.

It will be understood that the base 10 may be either fixed flat against the wall or support, or it may have an extension at the upper part in a triangular form, so that the face carrying the package will have its top projected forwardly for more convenient access.

Having thus described my invention, what I claim, and desire to secure by Letters Patent, is—

1. A toilet-paper-containing package having a slit in front through which the sheets may be successively removed and a smooth

vertical back with an interspace, said back being adapted to slip over a clip or holder.

2. A toilet-paper package consisting of a case within which the paper is contained, said case having a vertical slit in front, a transverse inspection-slit at the side and having the smooth back formed with an open interspace adapted to engage a holding-clip, and a locking-tongue.

3. A toilet-paper-holding package consisting of an exterior case having a smooth back with an open slot or channel at the bottom, a spring-clip having the upper edge free and adapted to engage the opening in the back of the paper-holder and a support upon which the package rests when in position.

4. A toilet-paper-containing case having an open vertical slit in the front, a smooth-surfaced back having an open channel at the bottom, a spring-clip and support therefor, said

clip having the upper edge turned outwardly so that the paper-containing case may be slipped over it with the back extending down behind the clip, a tongue formed centrally within the clip and a corresponding engaging slit formed in the back of the containing-case.

5. A toilet-paper package and holder therefor having a vertical slit in front through which the paper may be withdrawn and a transverse inspection-slit at the side, a case adapted to contain said paper, said case having a corresponding slit at the front through which the paper is delivered.

In testimony whereof I have hereunto set my hand in presence of two subscribing witnesses.

ROGER B. FRIEND.

Witnesses:

S. H. NOURSE,

JESSIE C. BRODIE.