

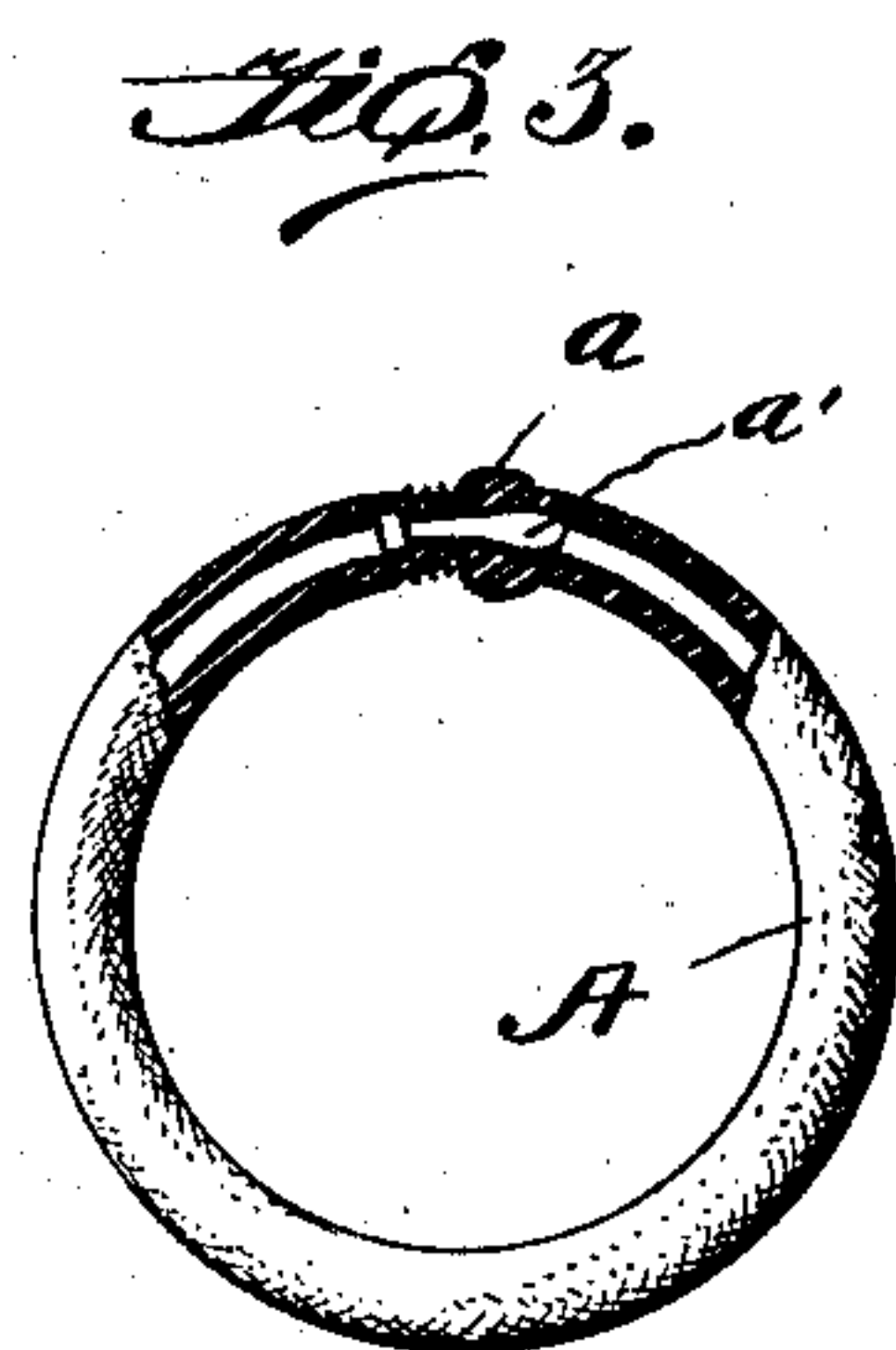
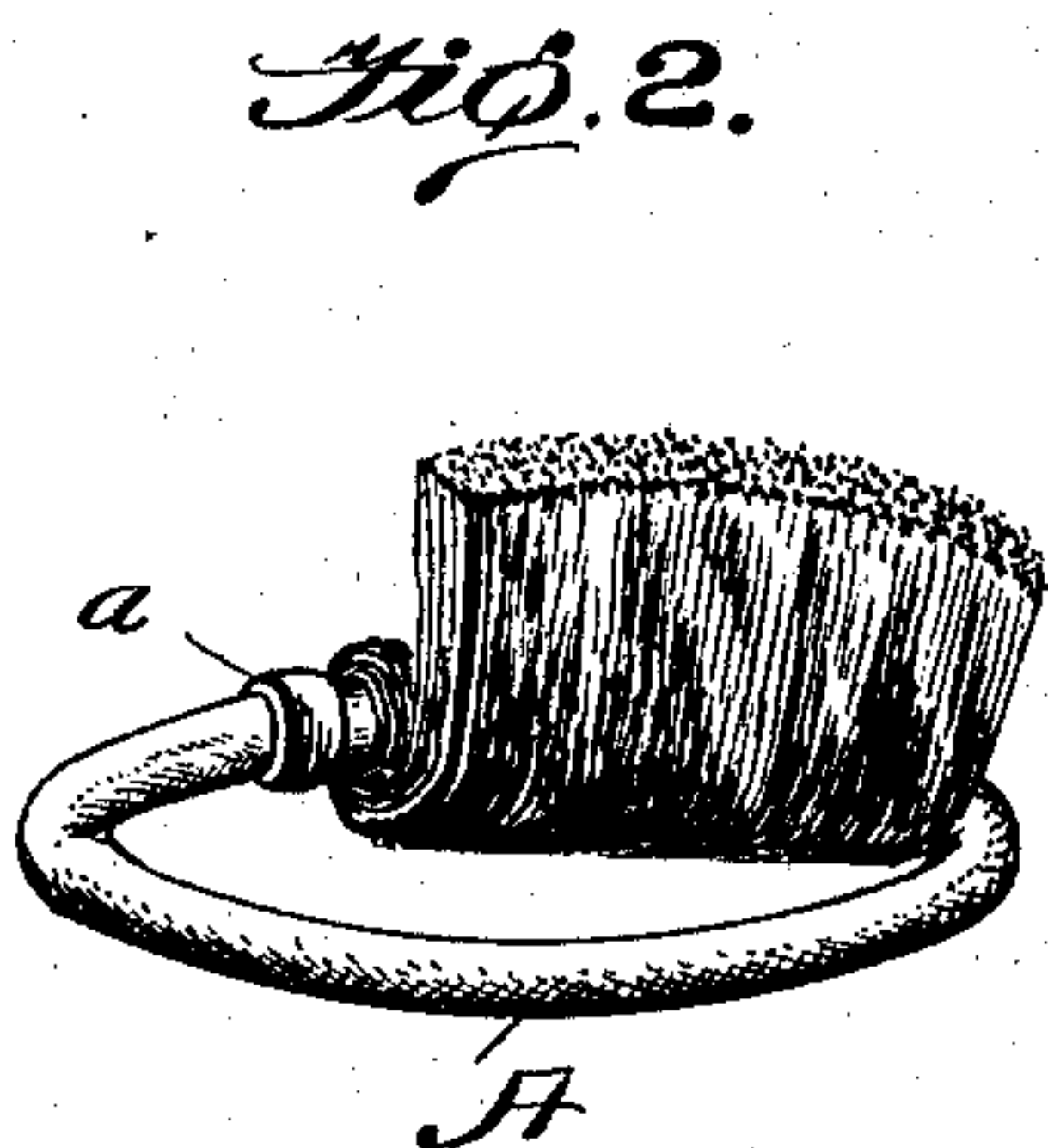
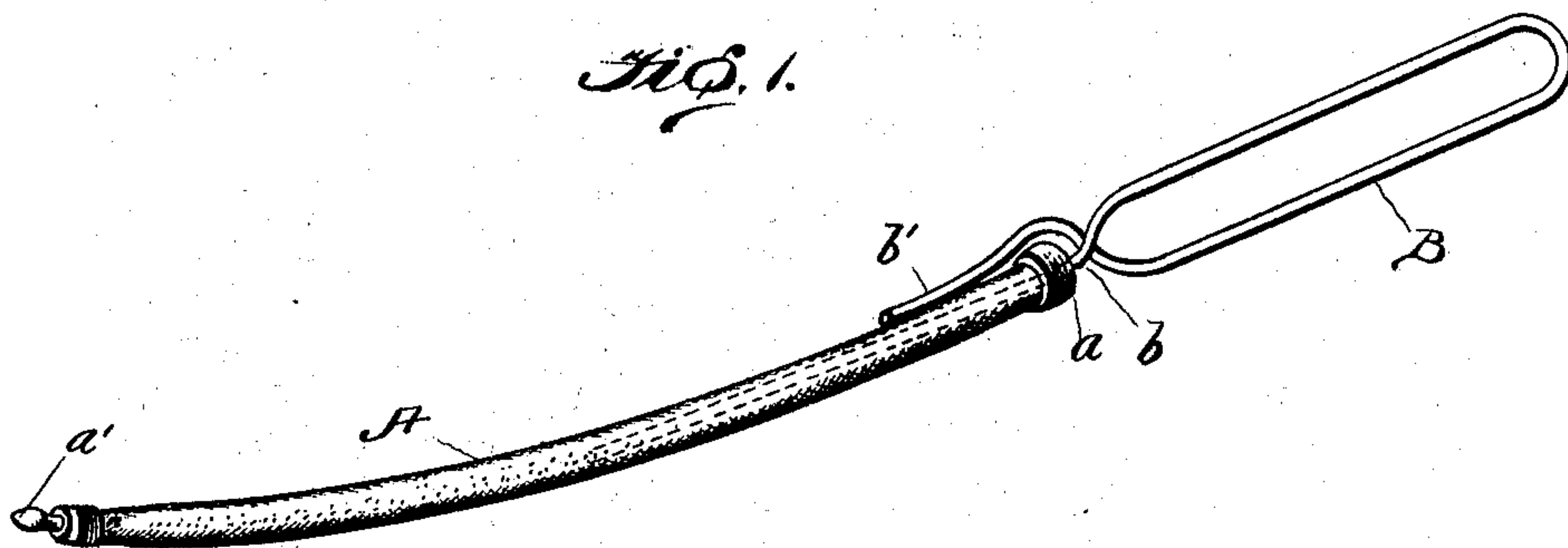
No. 757,241.

PATENTED APR. 12, 1904.

N. B. STONE.
HAIR CURLER.

APPLICATION FILED SEPT. 17, 1903.

NO MODEL.



Witnesses

B. M. Offutt.

Ratie Hurst.

Inventor

Nathaniel B. Stone,

by *Edw. Bradford*

Attorney.

UNITED STATES PATENT OFFICE.

NATHANIEL B. STONE, OF OUTLOOK, WASHINGTON.

HAIR-CURLER.

SPECIFICATION forming part of Letters Patent No. 757,241, dated April 12, 1904.

Application filed September 17, 1903. Serial No. 173,519. (No model.)

To all whom it may concern:

Be it known that I, NATHANIEL B. STONE, a citizen of the United States, residing at Outlook, in the county of Yakima and State of Washington, have invented certain new and useful Improvements in Hair - Curlers, of which the following is a specification.

The object of my said invention is to provide a device for crimping or curling the hair by holding it in a coiled or rolled position until the result is accomplished, all as will be hereinafter more fully described and claimed.

Referring to the accompanying drawings, which are made a part hereof and on which similar reference characters indicate similar parts, Figure 1 is a perspective view of my improved hair-curler ready for use; Fig. 2, a view of the device as it appears when in use, and Fig. 3 a view illustrating more clearly the means of securing the ends of the device together.

In said drawings the portions marked A represent the main portion or the part upon which the hair is coiled, and B a clamp or handle by which it may be conveniently used.

The part A consists of a flexible hollow tube of sufficient length for the purpose. At one end it is preferably reinforced by a thickened portion *a*, as shown, and at the other end is provided with a pin *a'*, inserted and secured in said end and projecting a short distance beyond, being formed with a bulb-shaped outer end. The ends of the device are secured together, as most clearly shown in Fig. 3, by the insertion of said bulb-shaped end within the opposite end of the tube. Said bulb-shaped end is somewhat larger in diameter than the opening in the opposite end of the tube, and said tube will thus contract around the neck of the bulb after it is inserted, as shown most plainly in Fig. 3, and thus hold the two ends of the tube securely fastened together until forcibly separated, thus guarding against any possibility of accidental separation.

The handle B is of spring-wire bent in the form shown, having one arm, *b*, adapted to be inserted in one end of the tube A and the other end, *b'*, adapted to be clamped upon the outside of said tube. Said handle is inserted

and removed by compressing its two parts slightly, which lifts said part *b'* free from the tube and permits the ready insertion and removal of the part *b*.

In use the strand of hair to be curled may be engaged at its outer end under the clamp B, which will firmly hold it and permit it to be tightly wound upon the adjacent face of the tube. When wound upon the tube, the handle B is removed, as before described, and the opposite end of tube A is doubled back against the coil of hair and the pin *a'* inserted within the opposite end of the tube, thus securing the coil. After the coil has remained secured for a sufficient length of time the ends of the device are separated, which permits the coil of hair to slightly expand, when the tube may be readily withdrawn. The end containing the pin *a'* is made smooth to permit this to be done readily. The device may be used without the handle, if preferred, of course; but I regard said handle as of considerable assistance in its convenient use. A device is thus provided which is not only light and comfortable to wear, but is inexpensive and convenient to use.

Having thus fully described my said invention, what I claim as new, and desire to secure by Letters Patent, is—

1. A hair-curler comprising a single hollow flexible tube adapted to have the hair coiled upon one end and the other end doubled upon said coil and provided with a pin secured within and projecting from one end of said tube, the projecting end of said pin being formed enlarged with a reduced neck between its outer end and the end of the tube, and the opposite end of the tube being open and of a diameter less than that of the bulb on the end of said pin, whereby said projecting end is adapted to be inserted in the opposite end of said tube which will expand to receive it and then contract around said neck part, whereby said ends may be secured together, substantially as set forth.

2. A hair-curler comprising a single hollow flexible tube adapted to have the hair coiled upon one end and the other end doubled back upon said coil, a pin mounted within one end of said tube and projecting a short distance

therefrom adapted to be inserted within the other end of said tube which is open, the end upon which the hair is to be wound being formed of substantially uniform diameter
5 throughout, whereby it may be withdrawn from the coil of hair without catching in said coil, substantially as set forth.

3. A hair-curler comprising a flexible tube, a fastening device for securing its ends to-
10 gether and a removable handle having an arm adapted to be inserted in one end of said tube and a clamp engaging with its outside surface, substantially as set forth.

4. A hair-curler comprising a flexible tube and a removable handle having a clamp there- 15 on, and a fastening device for securing the two ends of the tube together when doubled, substantially as set forth.

In witness whereof I have hereunto set my hand and seal, at Washington, District of Co- 20 lumbia, this 16th day of September, A. D. 1903.

NATHANIEL B. STONE. [L. s.]

Witnesses:

T. BLAIR SHOEMAKER,
E. W. BRADFORD.