

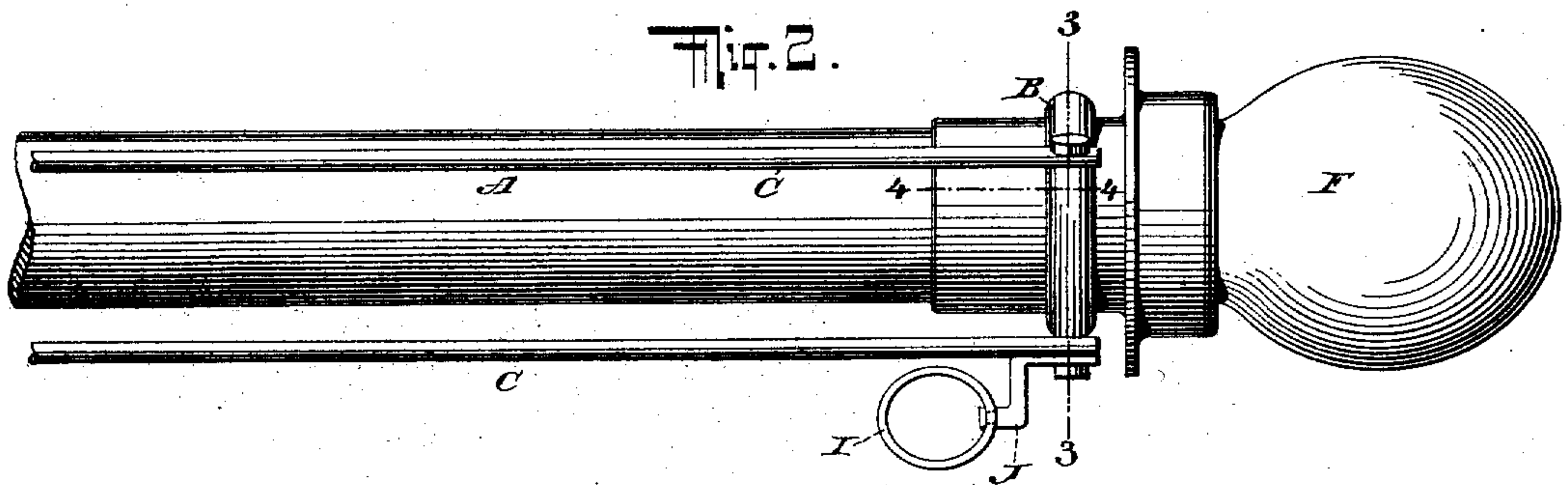
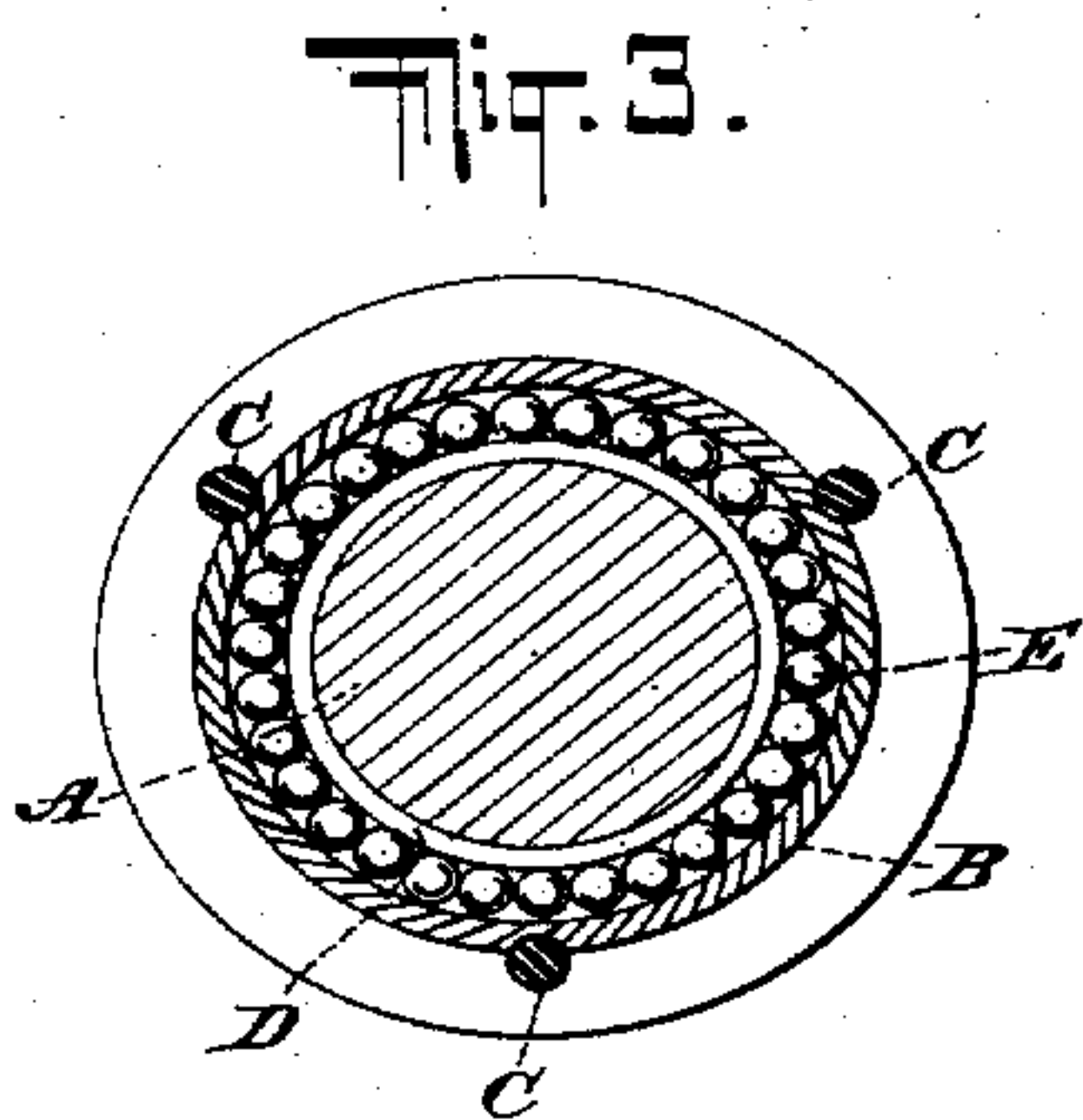
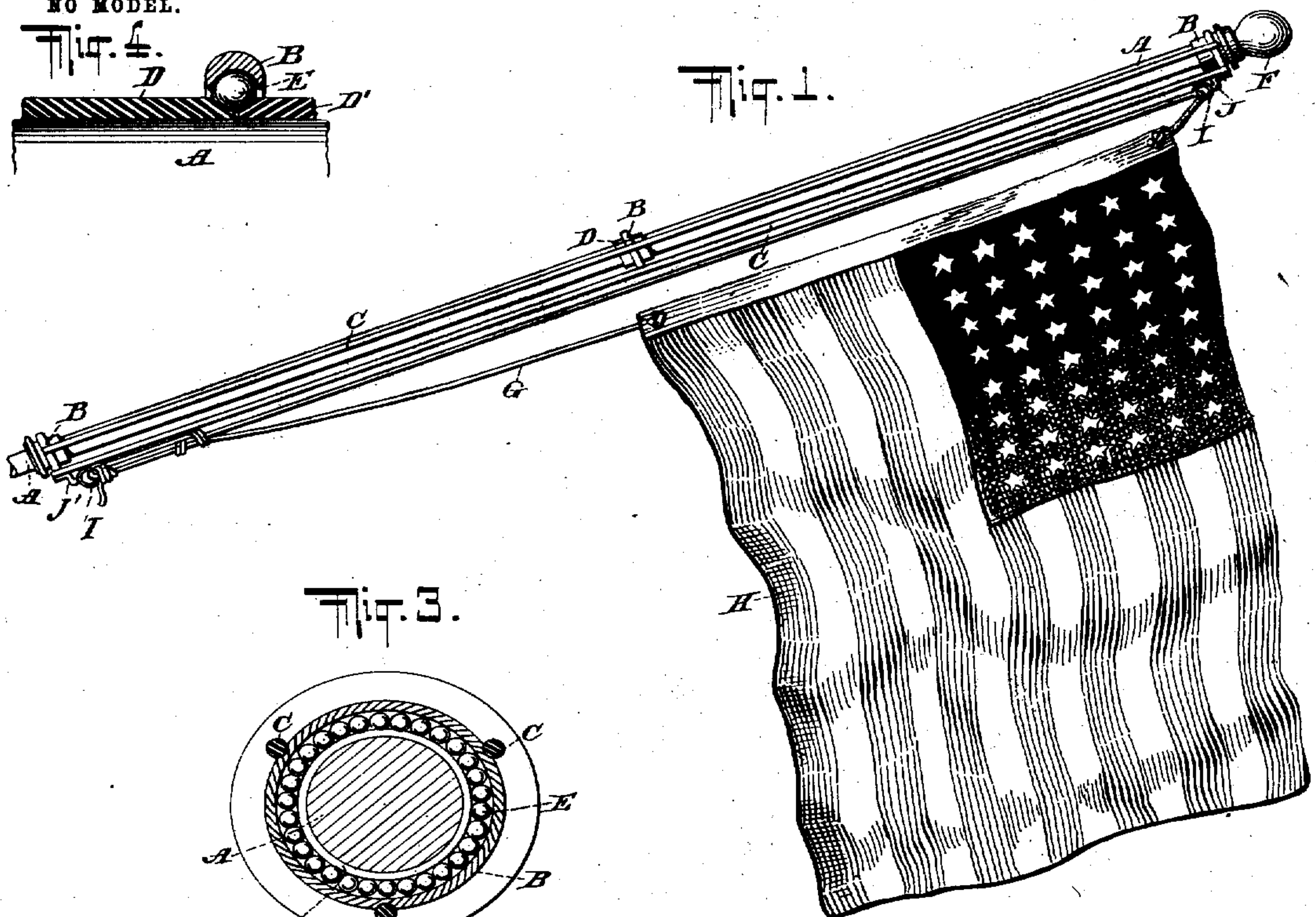
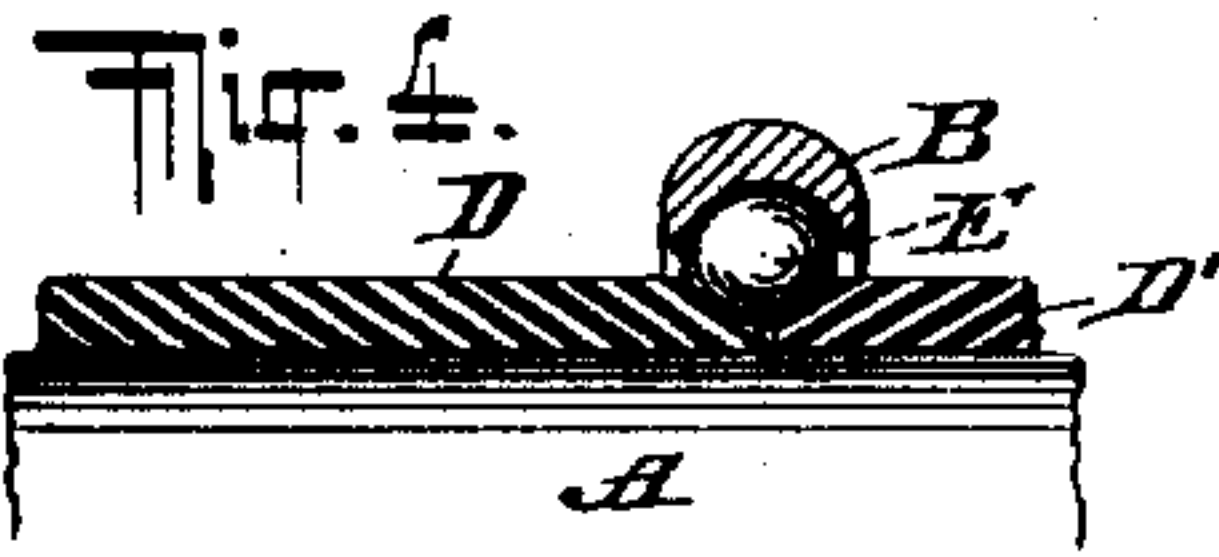
No. 756,989.

PATENTED APR. 12, 1904.

H. G. SUHR.  
FLAGPOLE.

APPLICATION FILED AUG. 9, 1902.

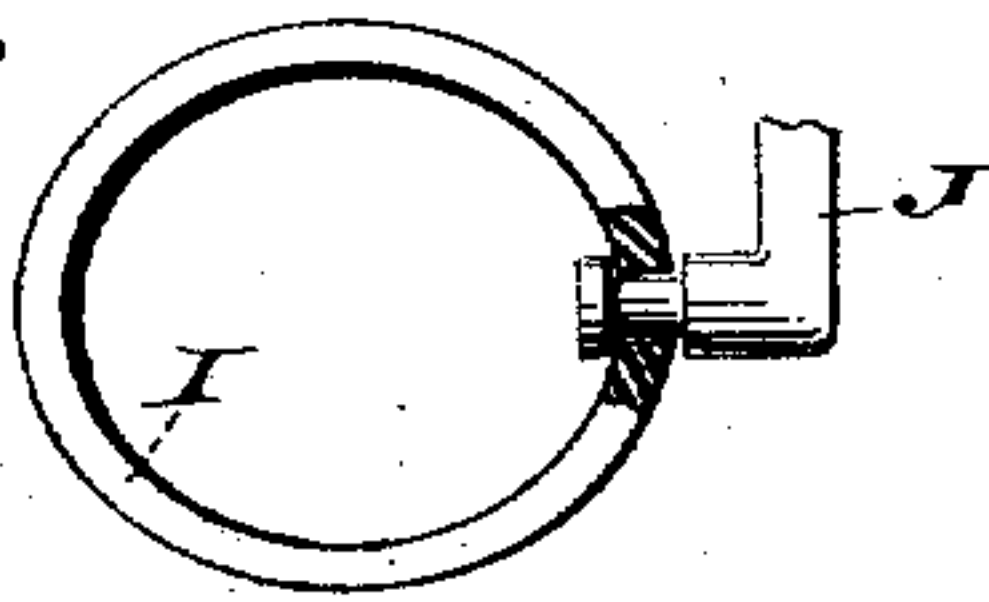
NO MODEL.



WITNESSES:

*Wm A. Schlenker*  
*John Lotka*

Fig. 5.



INVENTOR

*Herman George Suhr*  
BY *Briesen & Knautz*  
ATTORNEYS



# UNITED STATES PATENT OFFICE.

HERMAN GEORGE SUHR, OF NEW YORK, N. Y., ASSIGNOR OF ONE-HALF  
TO SAMUEL A. SAUCIER, OF NEW YORK, N. Y.

## FLAGPOLE.

SPECIFICATION forming part of Letters Patent No. 756,989, dated April 12, 1904.

Application filed August 9, 1902. Serial No. 119,004. (No model.)

*To all whom it may concern:*

Be it known that I, HERMAN GEORGE SUHR, a citizen of the United States, and a resident of the borough of Manhattan, city, county, and State of New York, have invented certain new and useful Improvements in Flagpoles, of which the following is a specification.

My invention relates to flagpoles, and has for its object to provide a construction adapted for application to existing flagpoles or to new ones which will prevent the flag's wrapping around a flagpole, which will reduce the strain on the flagpole and which will keep the cord by means of which the flag is moved along the flagpole in good condition and keep it from twisting.

To this end my invention consists of certain features of construction and combinations of the same, as will be fully described herein-after, with reference to the accompanying drawings, and the novel features of the invention will then be pointed out in the appended claims.

In the said drawings, Figure 1 is a side elevation of a portion of a flagpole with my improvement applied thereto. Fig. 2 is an enlarged view of the end portion of the flagpole. Fig. 3 is a cross-section on line 3 3 of Fig. 2. Fig. 4 is a detail longitudinal section on line 4 4 of Fig. 2, and Fig. 5 is a detail view of one of the swivel-rings which form guides for the cord.

A is the flagpole proper, which may be of any suitable construction. Upon this pole is mounted to turn a frame or cage which is formed of a plurality of rings B, (three of them being shown in the drawings,) which rings are connected by longitudinal bars or rods C. These rings may be mounted to turn in any suitable manner. For instance, as shown in Fig. 4, a sectional bearing consisting of two collars D D' may be rigidly secured upon the flagpole A, these collars being grooved to receive balls E, which also fit an annular recess or groove upon the inner surface of the corresponding ring B. An ornamental knob F may be screwed or otherwise secured upon the end of the flagpole. The frame or cage which is thus mounted to

turn upon the flagpole is provided with two swivel-rings serving as guides for the cord G, to which the flag H is attached. These swivel-rings I, as shown, are secured to brackets J J', and the axis about which these rings turn is parallel with the flagpole A.

When the flag is carried by the rotatable frame or cage instead of being directly attached to the flagpole in the usual manner, the flag will be able to follow the direction of the wind without wrapping itself around the flagpole, inasmuch as in case the direction of the wind changes the rotatable frame will also change its position by turning on the flagpole. By the employment of the swivel-rings I prevent a twisting of the cord G and also an entangling of the flag with the cord. The flag is raised and lowered or moved in and out by means of the cord G in the usual manner. The entire construction is readily taken apart and put together, which not only facilitates repairs, but also enables the invention to be readily applied as an attachment to existing flagpoles. The construction is very strong and materially reduces the strain to which the flagpole is subjected on account of the loose connection between the flag and the pole, and thus the danger of breakage of the flagpole is minimized.

I claim as my invention—

1. The combination with a flagpole upon which a flag is required to be moved longitudinally, of a holder of a length equal to that portion of said pole required to be traversed by said flag, said holder mounted on and to rotate about said pole and restricted against longitudinal movement upon said pole, said holder comprising a head having a swivel mounted to rotate about an axis lying outside of and parallel with the axis of said pole, a foot having a swivel mounted to rotate about an axis in alinement with the axis of said swivel in said head, and a member rigidly connecting said head and said foot maintaining the alinement of the axes of said swivels.

2. The combination with a flagpole and a flag to be moved longitudinally thereon, of a holder of a length equal to that portion of said pole required to be traversed by said flag, said

holder mounted on and to rotate about said pole and restricted against longitudinal movement upon said pole, said holder comprising a swivel at its upper end mounted to rotate about  
 5 an axis lying outside of and parallel with the axis of said pole, a second swivel at its lower end mounted to rotate about an axis in alignment with the axis of said first swivel, a member carrying, and maintaining the alinement  
 10 of, said swivels, flag-cord guides on said swiv-

els and a flag-cord carrying said flag passed through said flag-cord guides without twisting.

In testimony whereof I have hereunto set my hand in the presence of two subscribing  
 15 witnesses.

HERMAN GEORGE SUHR.

Witnesses:

HANS V. BRIESEN,  
 JOHN LOTKA.

It is hereby certified that the name of the assignee in Letters Patent No. 756,989, granted April 12, 1904, upon the application of Herman George Suhr, of New York, N. Y., for an improvement in "Flag Poles," was erroneously written and printed "Samuel A. Saucier," whereas said name should have been written and printed *Samuel A. Sancier*; and that the said Letters Patent should be read with this correction in the Patent Office.

Signed and sealed this 3d day of May, A. D., 1904.

[SEAL.]

E. B. MOORE,  
*Acting Commissioner of Patents.*

Correction in Letters Patent No. 756,989.



holder mounted on and to rotate about said pole and restricted against longitudinal movement upon said pole, said holder comprising a swivel at its upper end mounted to rotate about  
 5 an axis lying outside of and parallel with the axis of said pole, a second swivel at its lower end mounted to rotate about an axis in alignment with the axis of said first swivel, a member carrying, and maintaining the alinement  
 10 of, said swivels, flag-cord guides on said swiv-

els and a flag-cord carrying said flag passed through said flag-cord guides without twisting.

In testimony whereof I have hereunto set my hand in the presence of two subscribing  
 15 witnesses.

HERMAN GEORGE SUHR.

Witnesses:

HANS V. BRIESEN,  
 JOHN LOTKA.

It is hereby certified that the name of the assignee in Letters Patent No. 756,989, granted April 12, 1904, upon the application of Herman George Suhr, of New York, N. Y., for an improvement in "Flag Poles," was erroneously written and printed "Samuel A. Saucier," whereas said name should have been written and printed *Samuel A. Sancier*; and that the said Letters Patent should be read with this correction in the Patent Office.

Signed and sealed this 3d day of May, A. D., 1904.

[SEAL.]

E. B. MOORE,  
*Acting Commissioner of Patents.*

Correction in Letters Patent No. 756,989.

It is hereby certified that the name of the assignee in Letters Patent No. 756,989, granted April 12, 1904, upon the application of Herman George Suhr, of New York, N. Y., for an improvement in "Flag Poles," was erroneously written and printed "Samuel A. Saucier," whereas said name should have been written and printed *Samuel A. Sancier*; and that the said Letters Patent should be read with this correction in the Patent Office.

Signed and sealed this 3d day of May, A. D., 1904.

[SEAL.]

E. B. MOORE,  
*Acting Commissioner of Patents.*