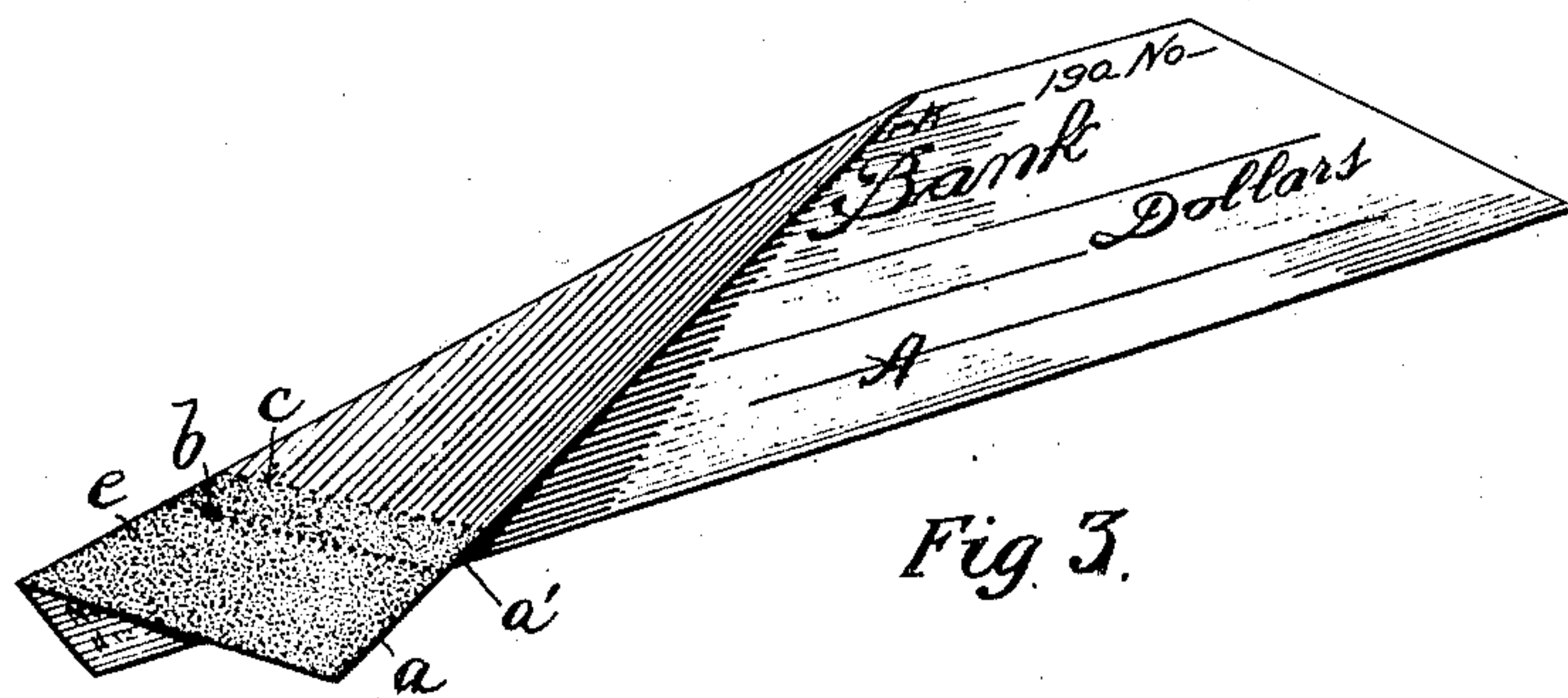

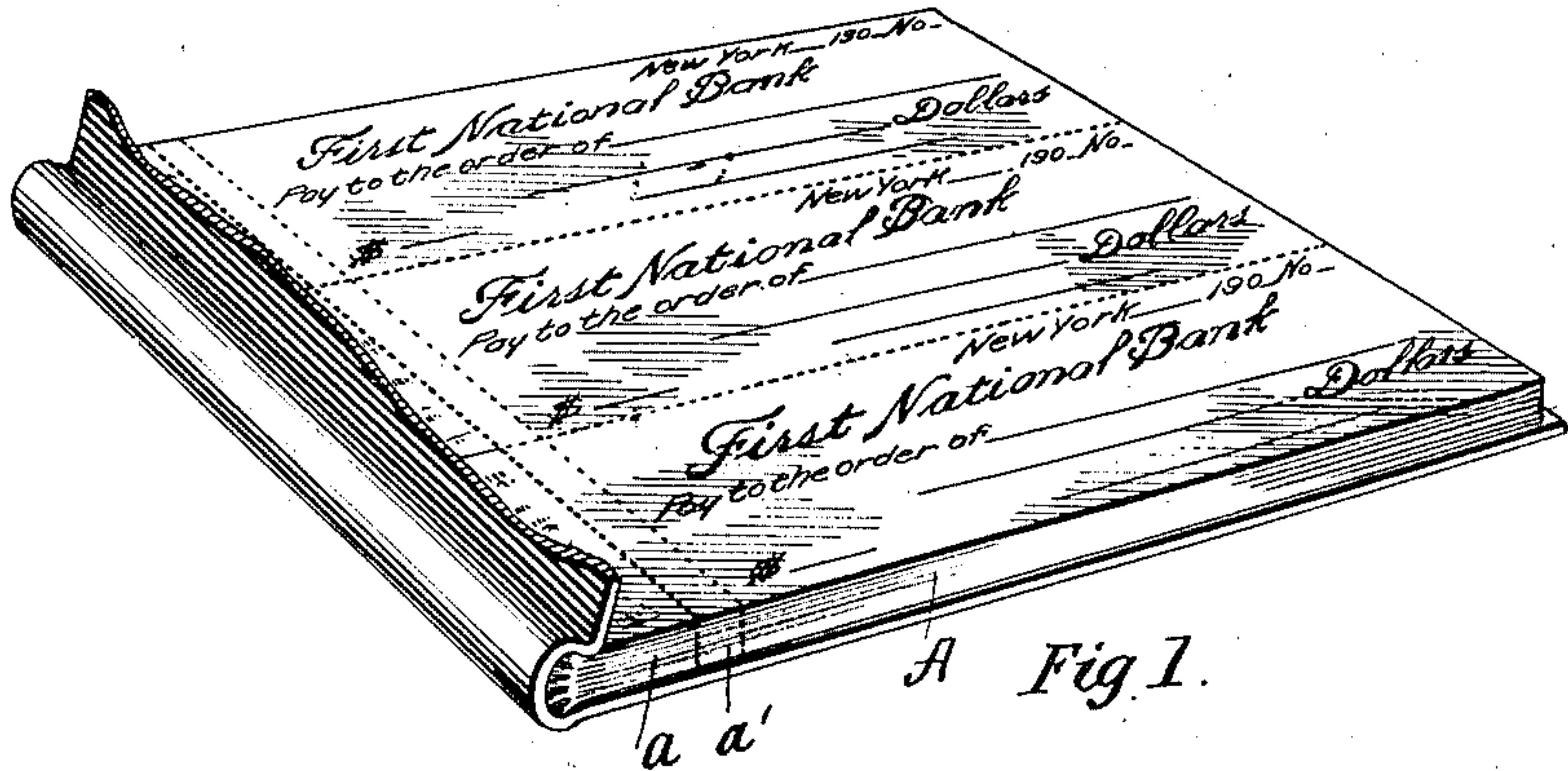


No. 756,611.

PATENTED APR. 5, 1904.

D. D. FIELD.
BANK CHECK, DRAFT, &c.
APPLICATION FILED MAY 4, 1903.

NO MODEL.



Witnesses
Paul S. O'Brien
Waldo M. Chapin

Inventor
David Dudley Field
By his Attorney *W. R. Rouse*

UNITED STATES PATENT OFFICE.

DAVID DUDLEY FIELD, OF STOCKBRIDGE, MASSACHUSETTS.

BANK CHECK, DRAFT, &c.

SPECIFICATION forming part of Letters Patent No. 756,611, dated April 5, 1904.

Application filed May 4, 1903. Serial No. 155,497. (No model.)

To all whom it may concern:

Be it known that I, DAVID DUDLEY FIELD, a citizen of the United States, residing at Stockbridge, in the county of Berkshire and State of Massachusetts, have invented certain new and useful Improvements in Bank Checks, Drafts, &c., of which the following is a full, clear, and exact description.

This invention relates to bank checks, drafts, invoices, and documents of a similar nature, the object being to provide means for conveniently handling, interchanging, and filing the same. My invention consists in providing such documents with two stubs, separately detachable therefrom, but one being more readily detachable than the other and one or both of them carrying adhesive material by which the document can be attached to another paper to hold it in fixed position with reference thereto either for mailing or filing purposes.

My invention is illustrated in connection with bank-checks only; but its application to other documents of a similar nature will be apparent.

In the accompanying drawings, Figure 1 is a perspective view of a check-book with one of its covers broken away to disclose the entire face of the top page or sheet of the book. Fig. 2 is a view of a loose check made in accordance with my invention, and Fig. 3 illustrates another form of check coming within the scope of my invention.

The body of the check is indicated by A and the usual end stub by *a*, detachable therefrom along a line of perforations *b*. Between the check and stub is a second stub *a'*, defined by a second line of perforations *c*. The two lines of perforations *b* and *c* are so made that the line *b* is weaker than the line *c*, so that when the effort to separate the stubs is made the line *b* will yield first, and thus the check carrying the stub *a'* will be separated from stub *a*. The back of one or both of the stubs is covered with an adhesive substance *e*. In Fig. 2 only the stub *a'* is treated, while Fig.

3 shows both stubs with the adhesive material. A document thus formed may be used in various ways. The stub *a* is to receive writing on its face in the usual manner. When the check is to be sent with a bill or letter, it is detached from the stub *a* along the line *b* and is then attached to the bill or letter by moistening the adhesive material on stub *a'* and applying it to the face of the bill or letter in an easily understood manner. To remove the check, it is separated from the stub *a'* at the line *c*, thus leaving the small stub attached to the letter or bill and the check itself complete and perfect. When the check is returned to the maker, it can be conveniently filed for reference by attaching its end to the under side of the stub *a* in the check-book by means of the adhesive material carried by the stub. The record of the check is then complete and convenient for reference.

The adhesive material on the stub *a'* may be used in various other ways for attaching the check or other document temporarily or permanently to another document or book. It will be found very convenient for invoices to attach the same in the invoice-book.

Having described my invention, I claim—

1. A bank check, draft, or similar document having two stubs defined by two weakened lines, one line being weaker than the other.

2. A bank check, draft, or similar document having two stubs arranged one outside of the other at one edge of the document, the intermediate stub being bounded by two lines of perforations of different strength, the said intermediate stub having an adhesive substance on one face.

In witness whereof I subscribe my signature in presence of two witnesses.

DAVID DUDLEY FIELD.

Witnesses:

STEPHEN D. FIELD,
F. S. AYMAR, Jr.