

No. 756,396.

PATENTED APR. 5, 1904.

W. C. McLAURY.
OVERALLS.

APPLICATION FILED JAN. 5, 1904.

NO MODEL.

Fig. 1.

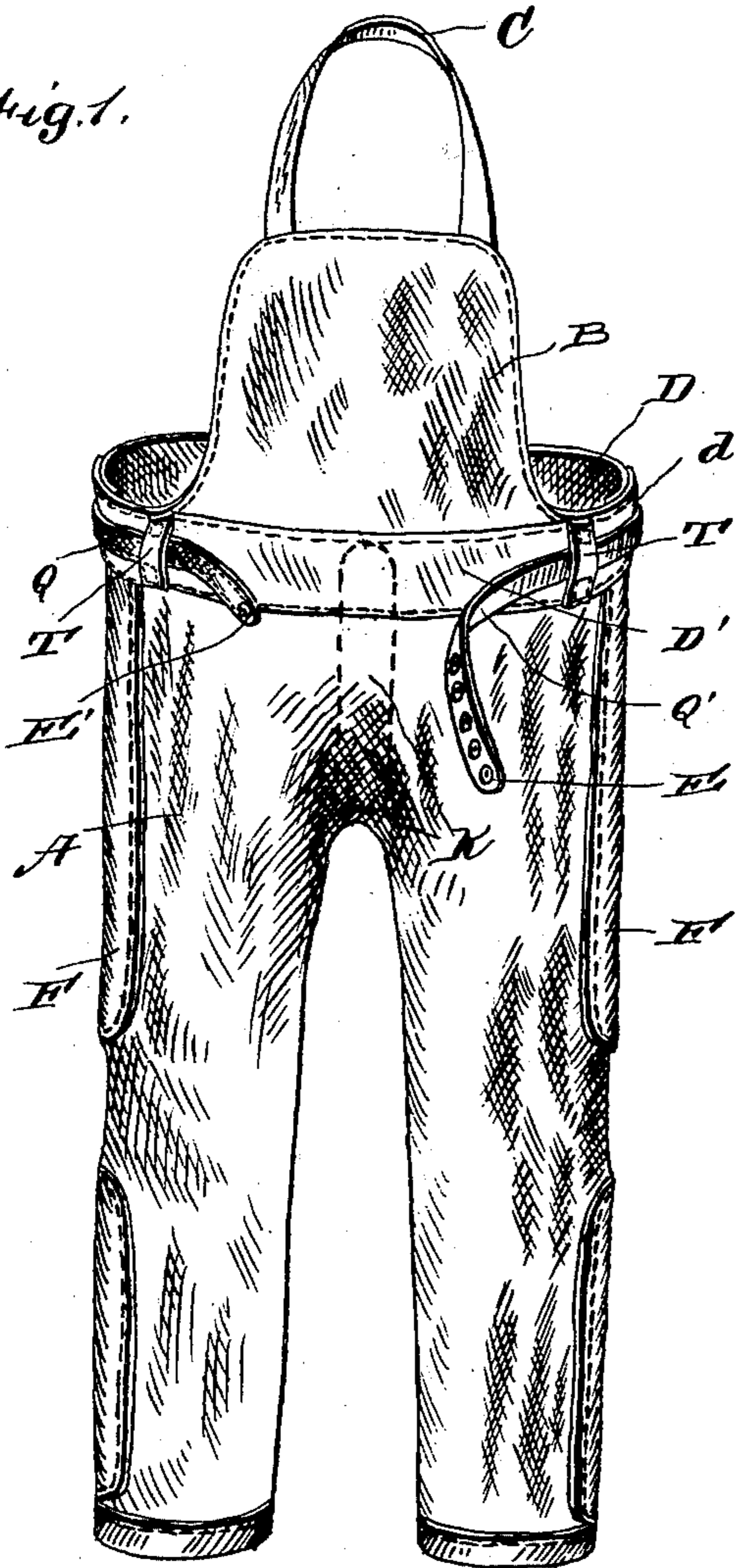


Fig. 2.

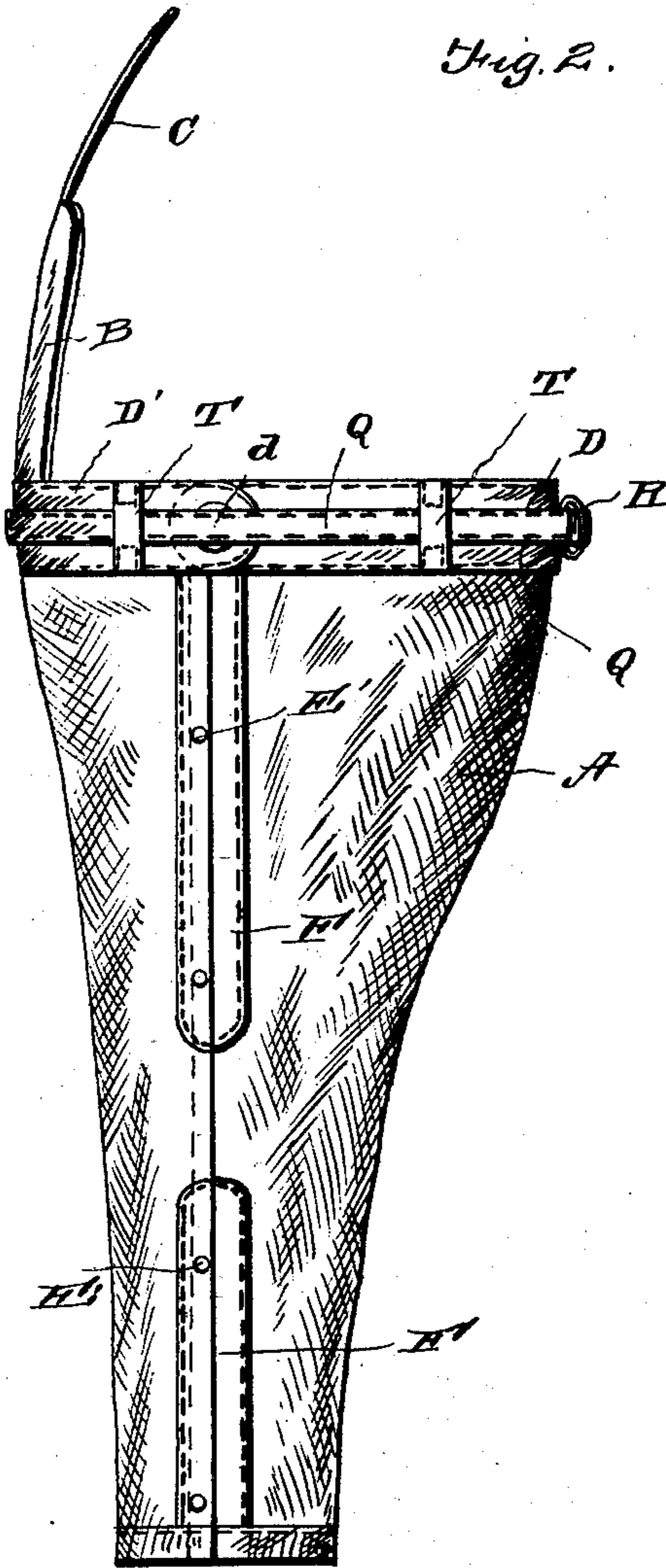
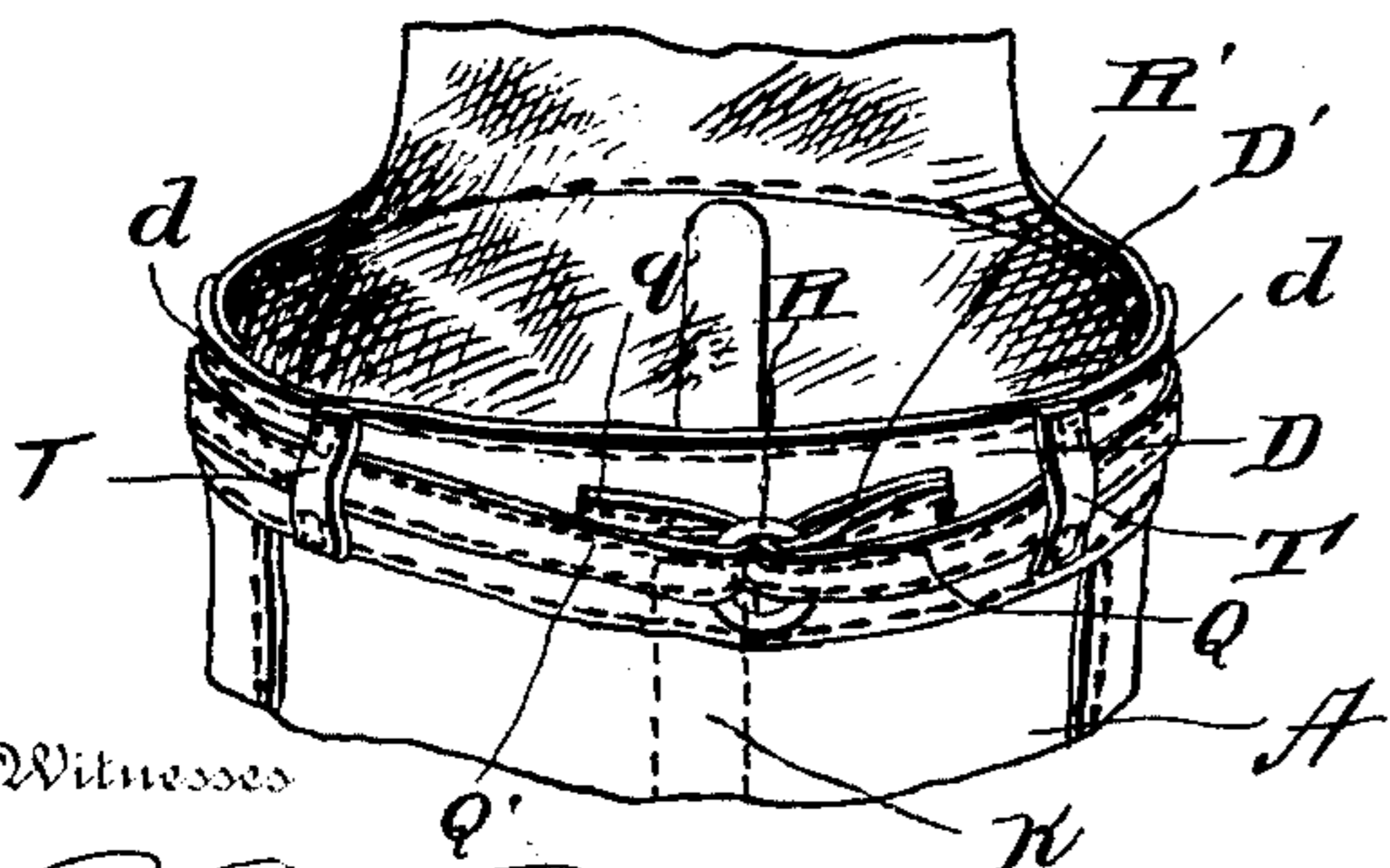


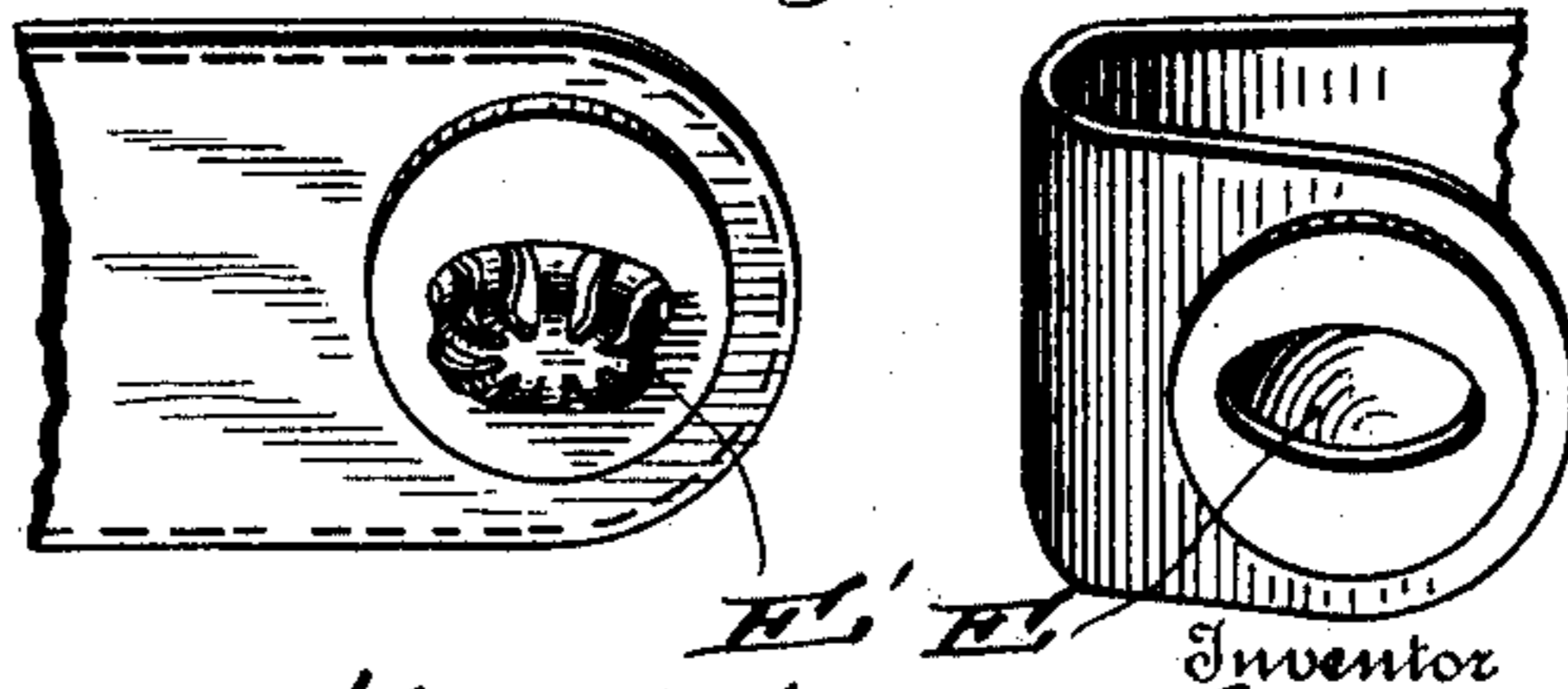
Fig. 3.



Witnesses

R. A. Browell
A. L. Hough

Fig. 4.



Inventor

Willis C. McLarry,
By Francis H. Hough

Attorney

UNITED STATES PATENT OFFICE.

WILLIS C. McLAURY, OF HARPERSFIELD, NEW YORK.

OVERALLS.

SPECIFICATION forming part of Letters Patent No. 756,396, dated April 5, 1904.

Application filed January 5, 1904. Serial No. 187,807. (No model.)

To all whom it may concern:

Be it known that I, WILLIS C. McLAURY, a citizen of the United States, residing at Harpersfield, in the county of Delaware and State of New York, have invented certain new and useful Improvements in Overalls; and I do declare the following to be a full, clear, and exact description of the invention, such as will enable others skilled in the art to which it appertains to make and use the same, reference being had to the accompanying drawings, and to the letters of reference marked thereon, which form a part of this specification.

This invention relates to new and useful improvements in overalls; and the object of the invention is to produce an article of this nature which will be so constructed as to be easily and quickly applied to and removed from the wearer.

The invention consists in various details of construction and arrangements of parts, which will be hereinafter fully described and then specifically defined in the appended claim.

My invention is illustrated in the accompanying drawings, which, with the letters of reference marked thereon, form a part of this application, and in which drawings similar letters of reference indicate like parts in the views, in which—

Figure 1 is a perspective view of the front of the overalls. Fig. 2 is a side view of the same. Fig. 3 is a perspective view of the top portion of the overalls looking at the rear of the same. Fig. 4 is a detail view of the button-fasteners.

Reference now being had to the details of the drawings by letter, A designates the fabric of the overalls, which are made with their outer edges open, which are provided with fasteners of the glove-button type and made of two sections, as illustrated in Fig. 4 of the drawings, and said overalls are provided with an integral bib portion B, with a neck strap or band C, and the front and the rear portions of the overalls are provided with two integral bands D and D', having fasteners *d* at their ends, which fasten together at the sides of the wearer, making a complete band to encircle the body.

In the drawings I have shown in Fig. 4 the ends of the straps or bands, one of which has a socket member E and the other a button E', adapted to be received by said socket member for holding the two ends together. 55

Referring to Figs. 1 and 2, stiffening-strips F are shown carrying buttons E' and the socket members E to receive the same, said stiffening-strips being provided to hold the meeting edges of the overalls together, and thus dispensing with the use of an unnecessary amount of button-fasteners. In the drawings I have shown four of these fasteners upon each outer edge, although more or less may be employed, if desired. 65

K designates a strap fastened at one end to the back portion D of the body-band, while its forward end is secured to the band D' on the inside of the overalls along the seam of the crotch. Straps Q and Q' are provided, one of which, Q', (illustrated in Fig. 3 of the drawings,) has secured to its end a loop or ring R, while suitable straps T are carried by the band-sections D and D' and serve to support the two straps Q and Q'. A tab R', secured to the section D', passes through the ring R and holds the same securely to the band D. One end of the strap Q is fastened at *q* to the belt-section D' and passes through the ring R, and the two free ends of the straps Q and Q' (shown in Fig. 1 of the drawings) are provided with the fasteners illustrated in Fig. 4 of the drawings, whereby the two straps may be drawn together and fastened to adapt the bands to different-sized persons. 85

In putting on overalls made in accordance with my invention the strap C is thrown over the head of the wearer, with the overalls hanging down in front of the person. The person taking hold of the strap K and running his hand along to the end thereof will come in contact with the back portion D of the body-band and passing said back portion between the legs adjusts same at his back adjacent to his waist-line. The two ends of the body-bands D and D' are brought together and fastened. The straps Q and Q' are brought together and fastened, and the buttons in the outer marginal edges of the trousers-legs are snapped together, and the overalls are easily 100

and quickly adjusted and are removed quite as readily as they may be applied, thus producing a simple form of construction of overalls which may be put on and taken off without the necessity of drawing the leg portions over shoes, as is commonly the custom.

While I have shown a particular construction of overalls illustrating the features of my invention, it will be understood that I may make alterations in the same, if desired, without in any way departing from the spirit of the invention.

Having thus described my invention, what I claim as new, and desire to secure by Letters Patent, is—

As an improved article of manufacture, a pair of overalls, open along the outer marginal edges of the leg portions thereof and provided with fasteners whereby the edges

may be held together, a sectional body-band at the top of the overalls, means for fastening said band-sections together, a strap K connecting the middle portions of said body-band sections, a ring R secured to one of said band-sections, straps Q and Q', one of said straps Q being fastened to the overalls passing through said ring and through loops upon said band-sections, the other strap Q' fastened to said ring and adapted to be held to said band-sections, and means for adjustably holding the ends of said straps Q and Q' together, as set forth.

In testimony whereof I hereunto affix my signature in presence of two witnesses.

WILLIS C. McLAURY

Witnesses:

S. C. ROBINSON,
G. W. KENDALL.