

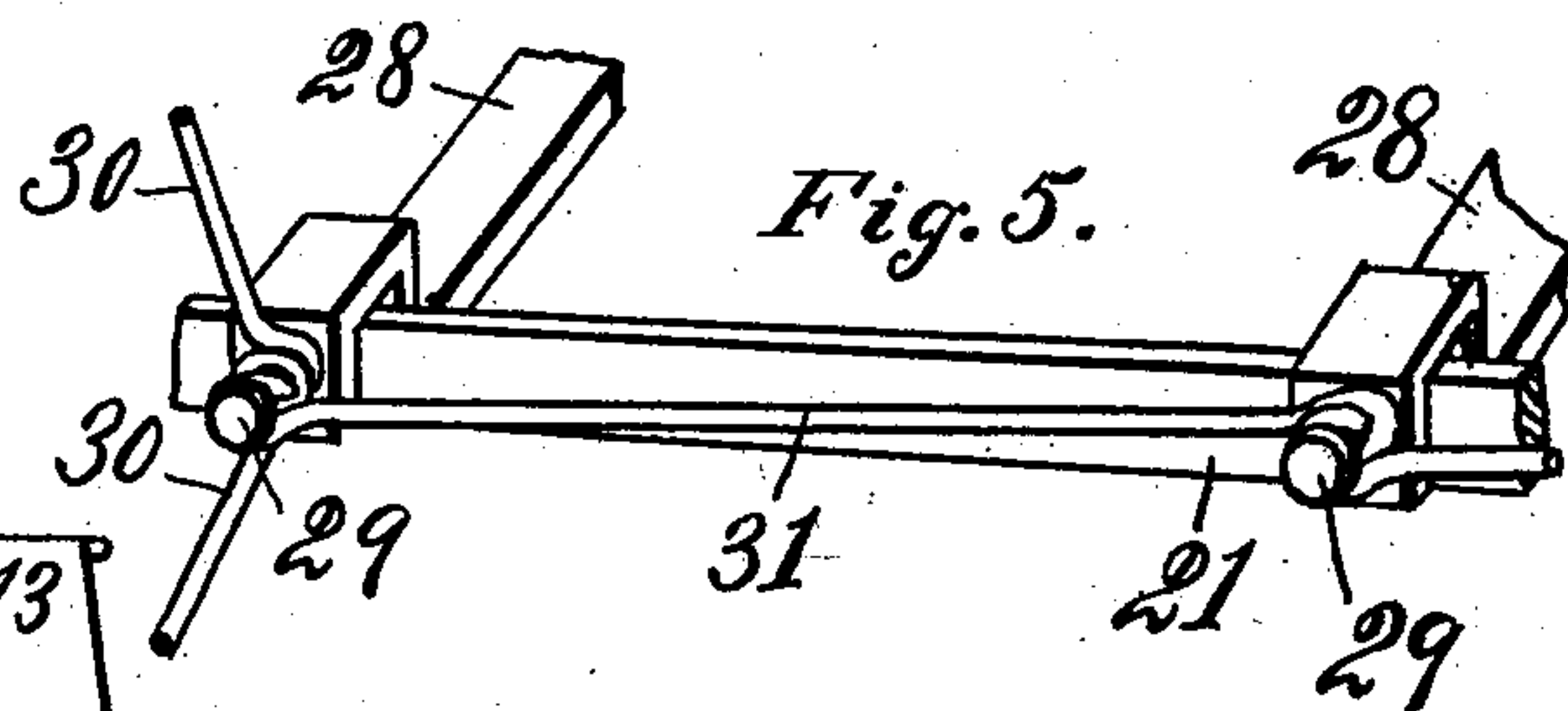
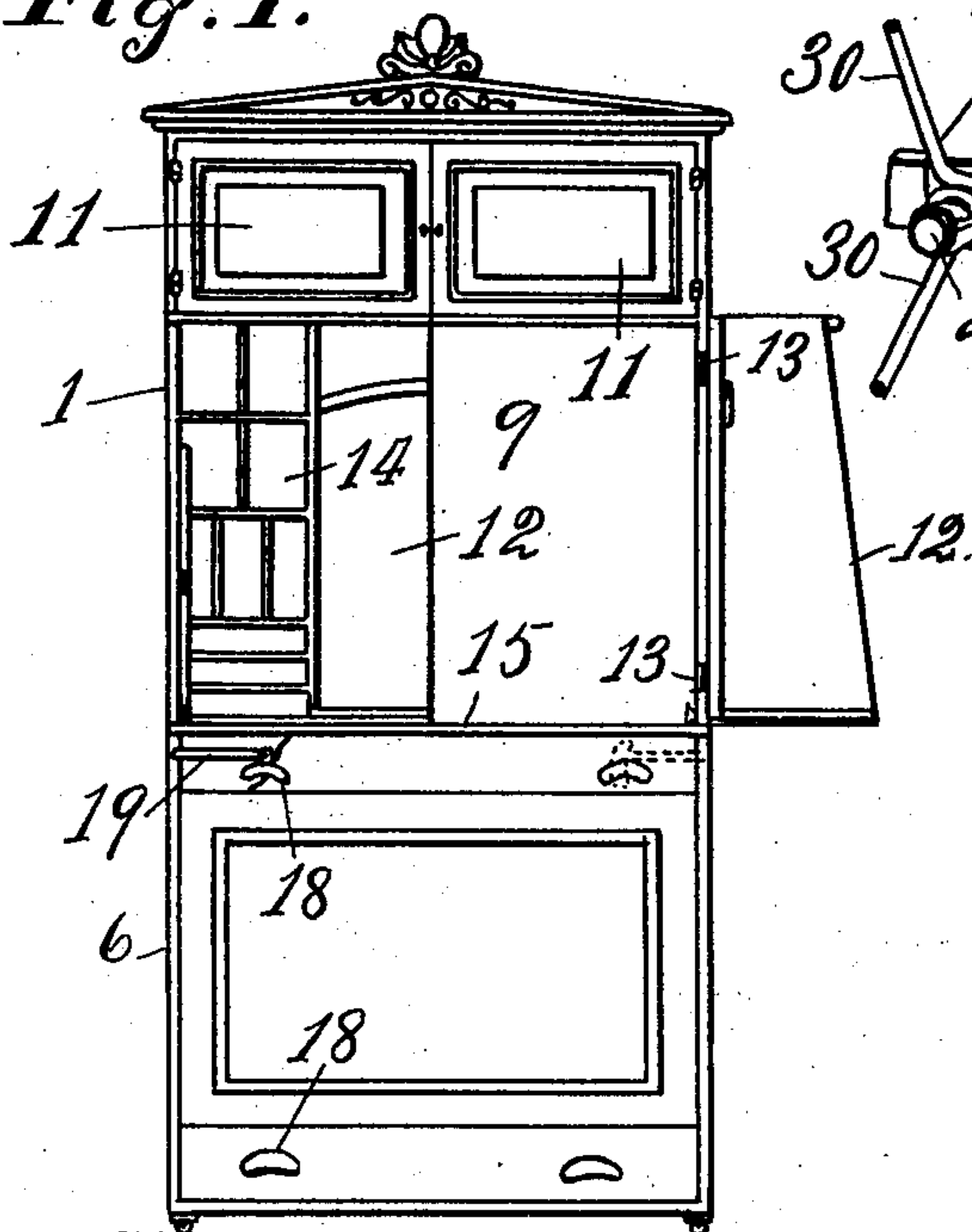
No. 756,162.

PATENTED MAR. 29, 1904.

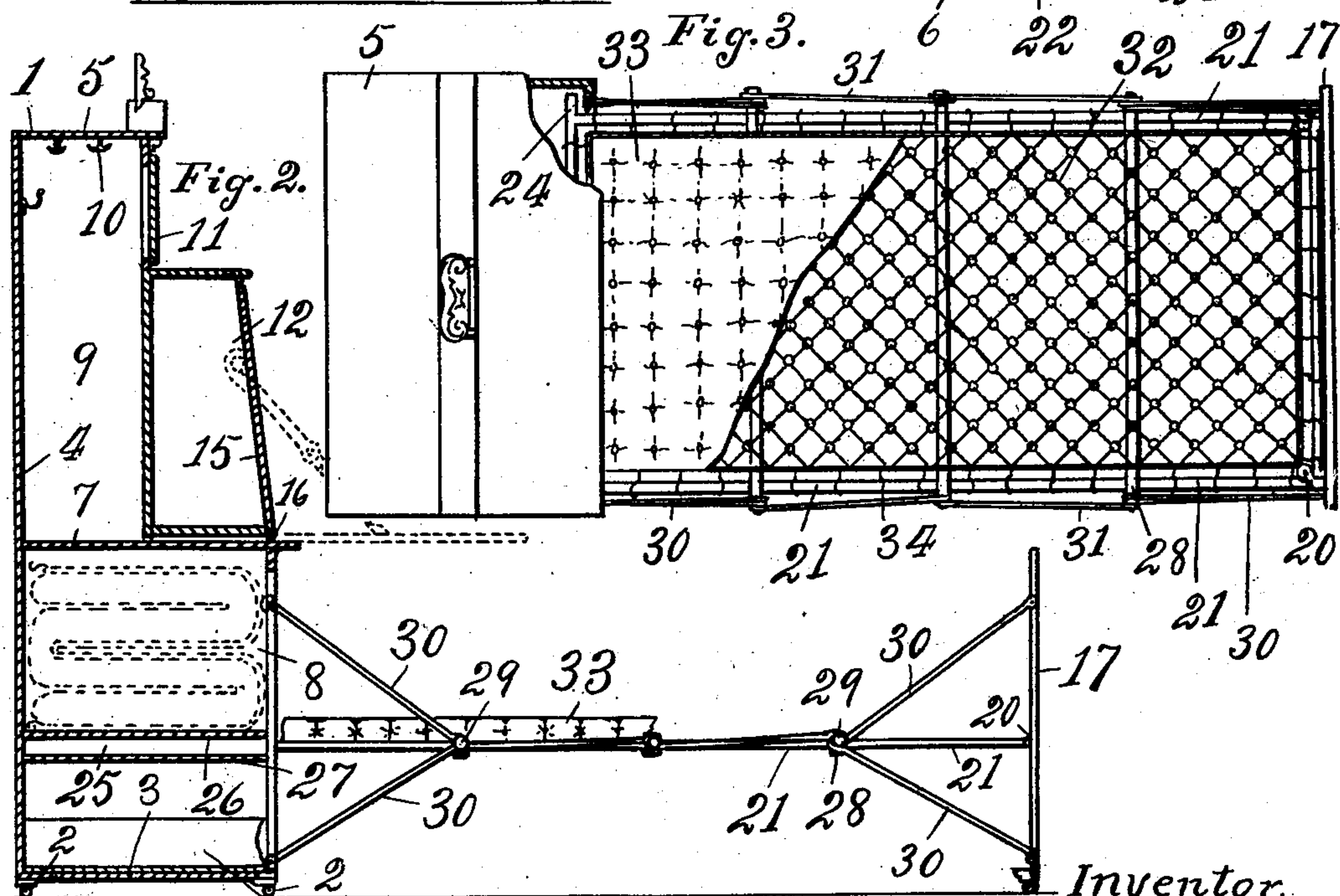
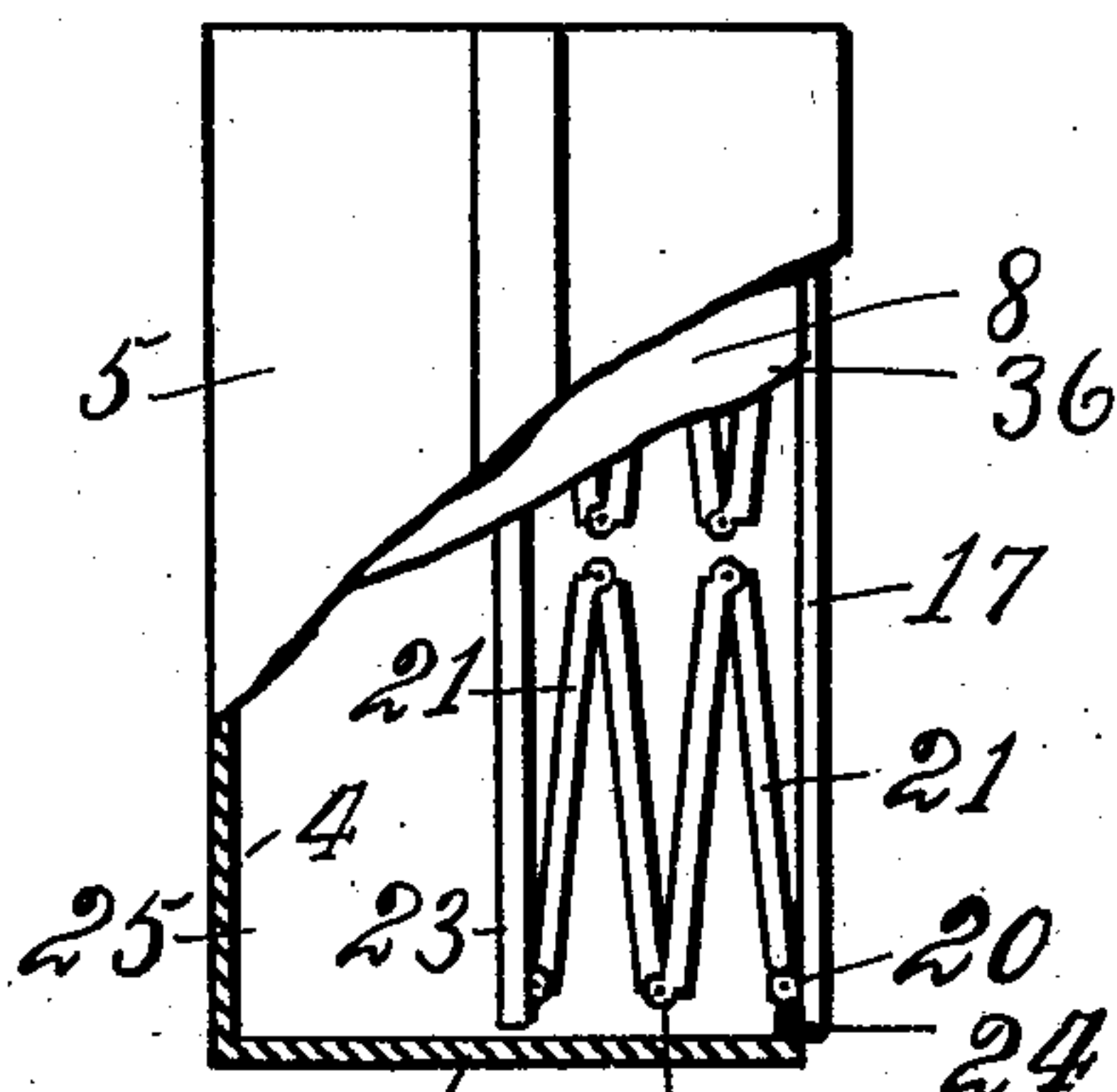
H. FASCHIAN.  
FOLDING OR CABINET BED.  
APPLICATION FILED AUG. 12, 1903.

NO MODEL.

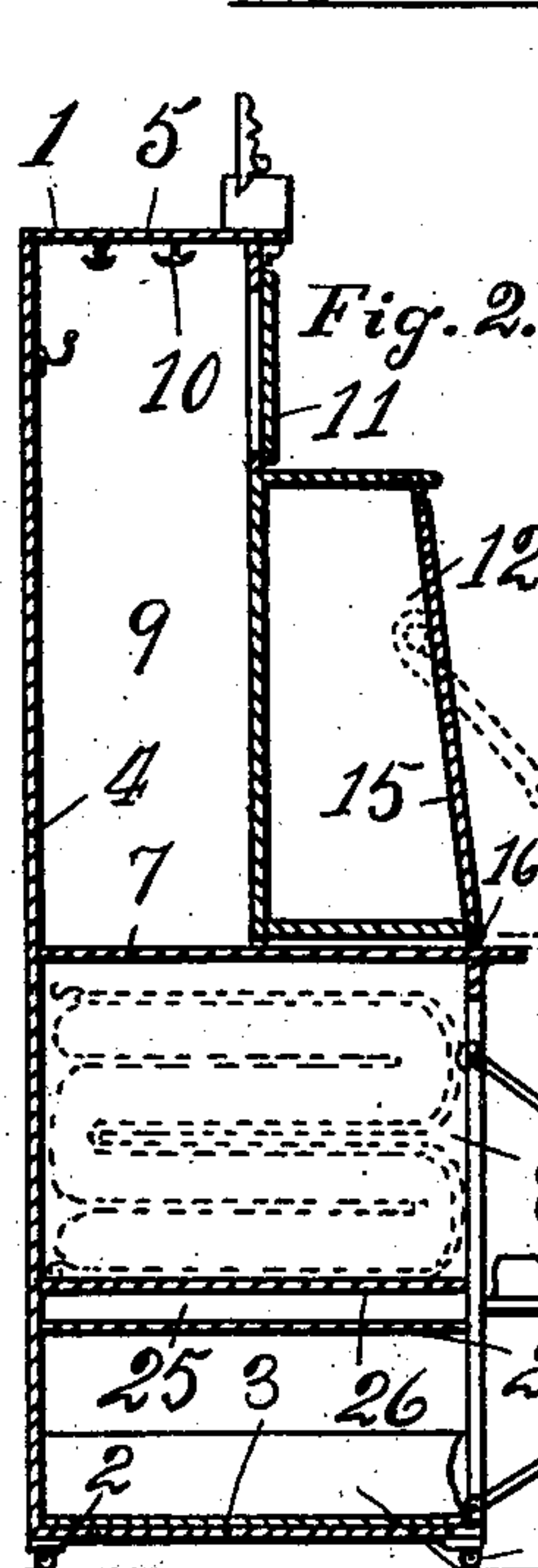
*Fig. 1.*



*Fig. 4.*



*Fig. 2.*



Witnesses: 35

*H. Lockwood Nevins*  
*James G. Gifford*

Inventor.  
*H. Faschian*

By *Francis W. Wright.*  
Attorney.



# UNITED STATES PATENT OFFICE.

HERMAN FASCHIAN, OF SAN FRANCISCO, CALIFORNIA, ASSIGNOR OF ONE-HALF TO PETER ROPPEN, OF SAN FRANCISCO, CALIFORNIA.

## FOLDING OR CABINET BED.

SPECIFICATION forming part of Letters Patent No. 756,162, dated March 29, 1904.

Application filed August 12, 1903. Serial No. 169,174. (No model.)

*To all whom it may concern:*

Be it known that I, HERMAN FASCHIAN, a citizen of the United States, residing at San Francisco, in the county of San Francisco and State of California, have invented certain new and useful Improvements in Folding or Cabinet Beds, of which the following is a specification.

My invention relates to improvements in cabinet folding beds, the object of my invention being to provide a folding bed of this character which shall present a neat and attractive appearance and occupy comparatively little space when closed, shall also contain a receptacle for hanging up garments or other articles, and shall be firm and strong when opened out for use as a bed.

My invention therefore resides in the novel construction, combination, and arrangement of parts for the above ends hereinafter fully specified, and particularly pointed out in the claims.

In the accompanying drawings, Figure 1 is a front view of my improved cabinet-bed, broken away in parts, and one of the desk-sections being swung open. Fig. 2 is a vertical longitudinal section of the same extended to form a bed. Fig. 3 is a broken plan view of the same extended. Fig. 4 is a similar view of the same closed. Fig. 5 is a detail view of one of the spreaders.

Referring to the drawings, 1 represents the casing, which is supported upon casters 2 and has the bottom 3, the back 4, the top 5, and the sides 6. About mid-height thereof is a horizontal partition 7, which forms the top of the compartment 8 for the bed proper and the bottom of the compartment 9 for hanging up clothes, said latter being provided with hooks 10 and being closed at its upper portion by the laterally-swinging doors 11 and in its lower portion by the desk-sections 12, swinging on hinges 13 and containing pigeonholes 14. Said pigeonholes are closed by a door 15, swinging downward on hinges 16, and in its lower position (shown in dotted lines in Fig. 2) forming a writing-table.

The lower compartment 8, into which the bed is folded, is closed by a panel 17, which

forms one end of the bed when the latter is extended and is drawn out by means of handles 18, which operate latching-bolts 19, which secure the panel in place. By turning said handles the latching-bolts can be withdrawn and the panel drawn out. To said panel are connected by hinges 20 the sides of the bedstead, which are in four sections 21, jointed together, as shown at 22, by ruler-joints, so that when the panel is drawn out said sections become straight and when it is pushed in the sections fold or collapse upon each other. The inner ends of said side sections are jointed to a transverse bar 23, which is held from further withdrawal by extensions thereof, 24, abutting against the sides of the opening in the lower compartment. Said sides when collapsed are received in a shallow compartment 25 between upper and lower partitions 26 27. When said sides have been extended, they are held in place by means of three spreader-bars 28, having their ends bent into a U shape to lie over said side sections, said ends having secured thereon buttons 29. To the outer buttons are hooked the terminal brace-bars 30, the inner pairs of which are jointed to the frame of the lower compartment, while the outer pairs are jointed to the sides of the panel. In addition there are the mediate brace-bars 31, which are hooked to the central buttons and also to the terminal buttons. By means of this construction the bedstead is very strongly braced.

The wire mattress 32 and the stuffed mattress 33 are secured together the whole length, so that they are simultaneously folded up and unfolded. The wire mattress has hooks 34, which when the mattress is unfolded fall into position to hook over the sides of the bedstead, the end hooks being pulled over the end of the bedstead.

In the lower part of the lower compartment below the lower partition 27 is a place for the pillows, sheets, and blankets.

It will readily be seen that my improved cabinet-bed is convenient of operation, firm and rigid when in use as a bed, provides convenient receptacles not only for the bed itself, including all parts thereof, but also for wear-

ing-apparel, and also provides a convenient writing-desk with a sufficient number of pigeon-holes for ordinary use.

I claim—

5 1. In an article of the character described, the combination of a cabinet having a compartment for the bedstead proper, a mattress-compartment above the first compartment, and  
10 a lowermost compartment, the bedstead folding horizontal into the first compartment and having an end which forms a panel or false front closing all of said compartments, substantially as described.

2. In an article of the character described,

the combination of a cabinet having folded 15 therein a bedstead comprising four side sections jointed together by roller-joints, transverse spreader-bars having U-shaped ends lying over said side sections, and longitudinal  
20 brace-bars, substantially as described.

In witness whereof I have hereunto set my hand in the presence of two subscribing witnesses.

H. FASCHIAN.

Witnesses:

FRANCIS M. WRIGHT,  
BESSIE GORFINKEL.