

No. 756,043.

PATENTED MAR. 29, 1904.

MARRIN MONTAGUE MCGOWAN, ALIAS MONT M. MCGOWAN.

SKIRT GAGE.

APPLICATION FILED JUNE 19, 1903.

NO MODEL.

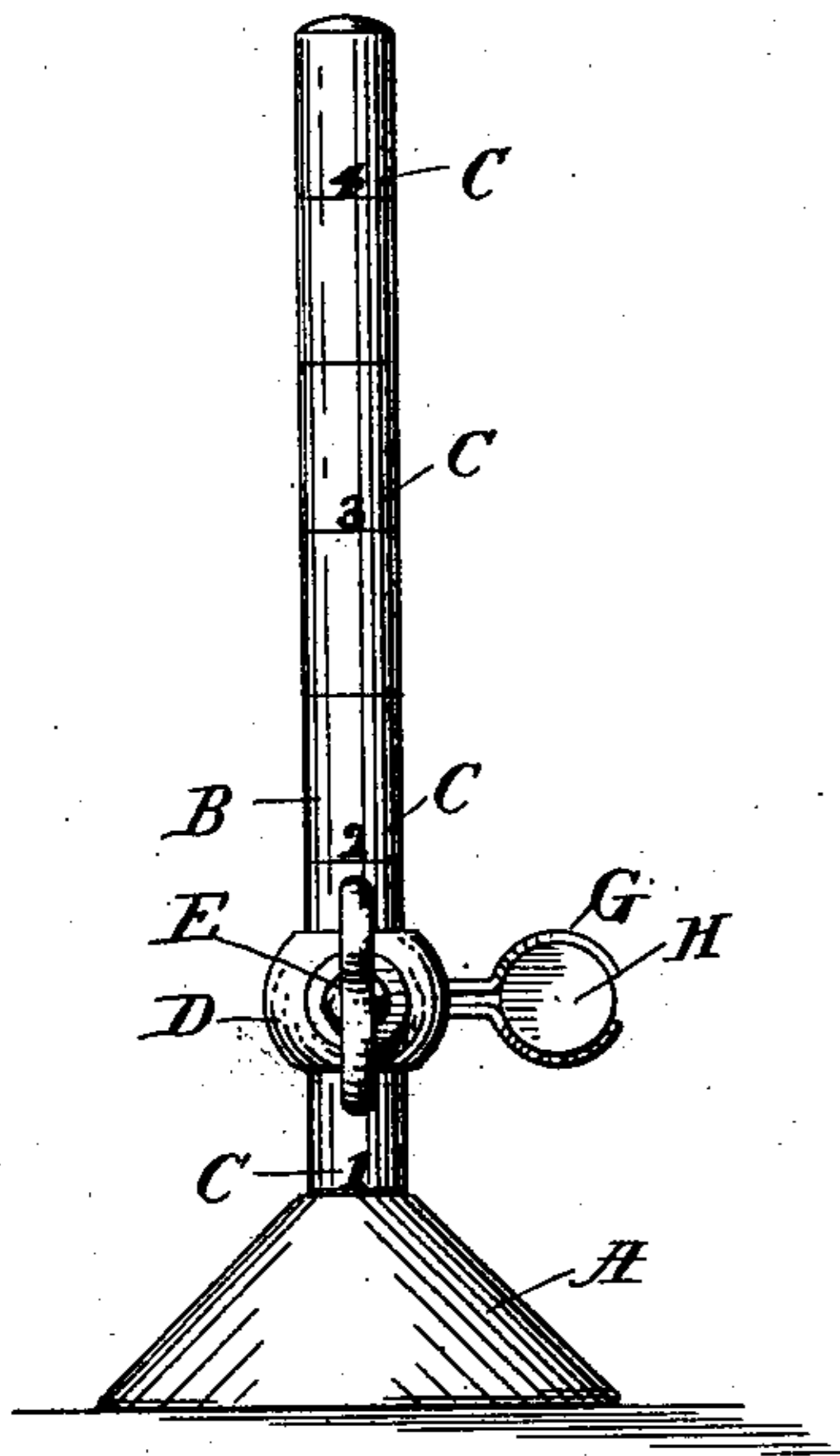


Fig. 1.

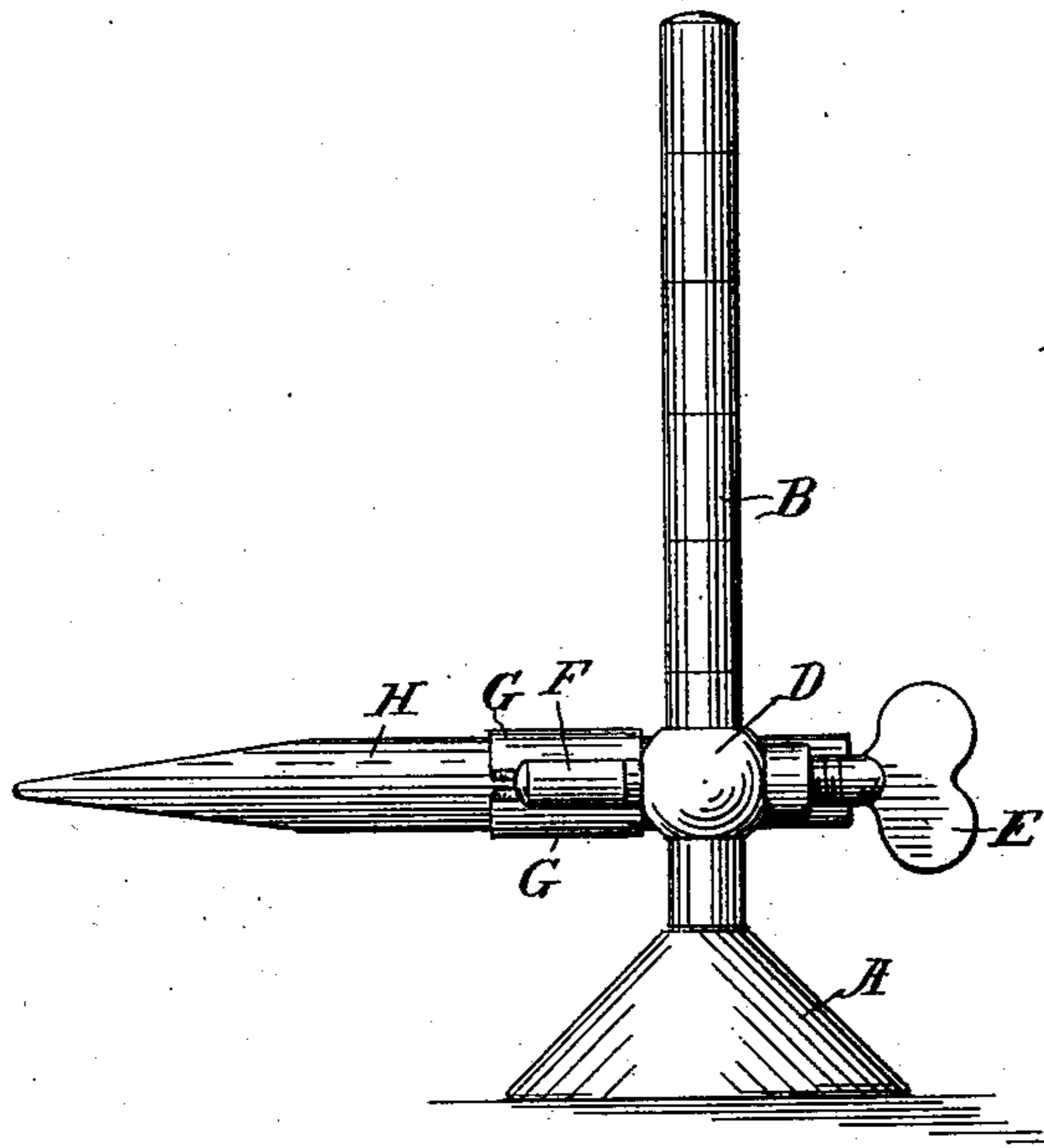


Fig. 2.

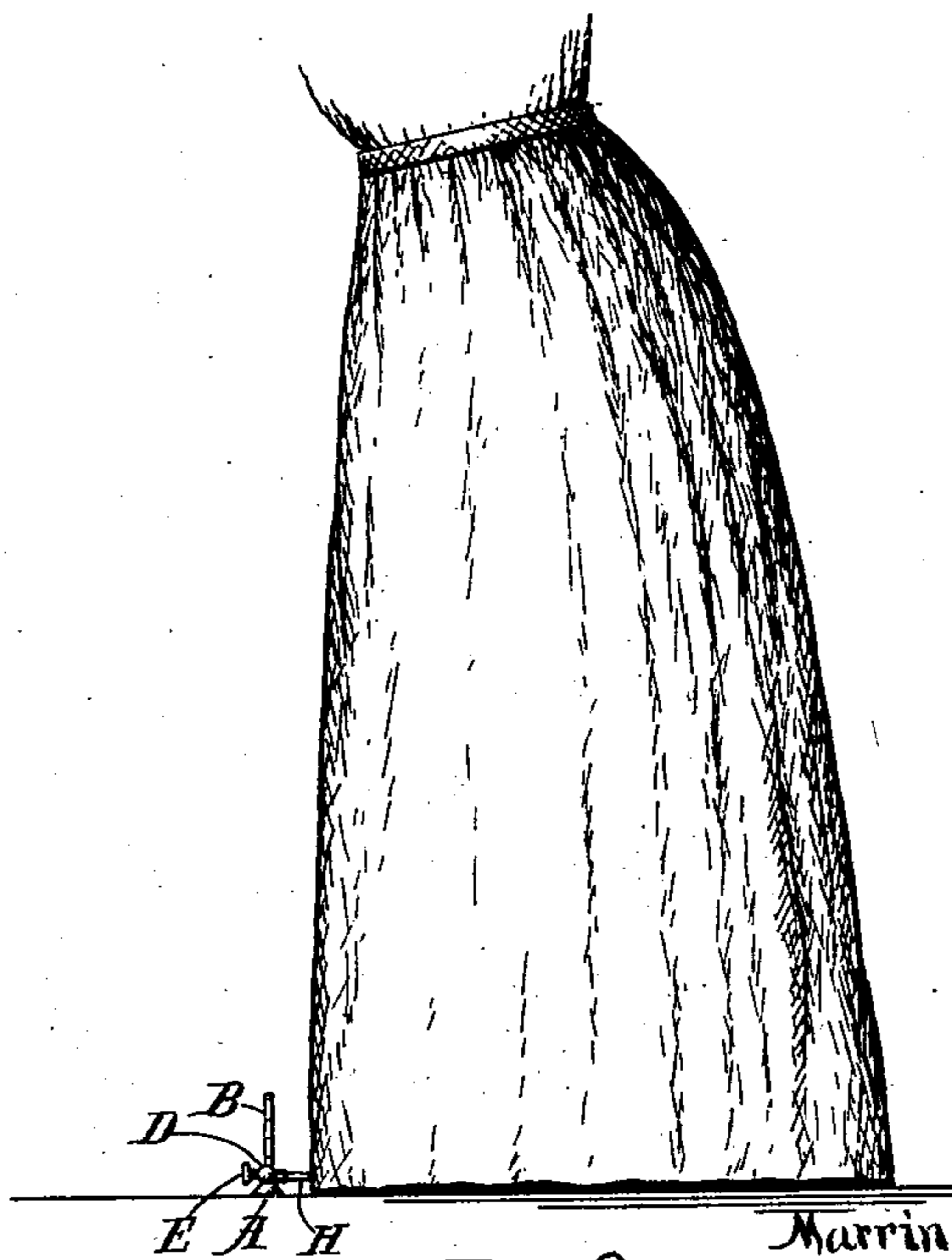


Fig. 3.

Witnesses

Palmer A. Jones.
Georgiana Chace.

Inventor.

Marrin Montague McGowan
alias Mont M. McGowan

By Luther V. Moulton
Attorney

UNITED STATES PATENT OFFICE.

MARRIN MONTAGUE McGOWAN, ALIAS MONT M. McGOWAN, OF GRAND RAPIDS, MICHIGAN, ASSIGNOR OF ONE-HALF TO EDWARD COLQUHOUN, OF GRAND RAPIDS, MICHIGAN.

SKIRT-GAGE.

SPECIFICATION forming part of Letters Patent No. 756,043, dated March 29, 1904.

Application filed June 19, 1903. Serial No. 162,285. (No model.)

To all whom it may concern:

Be it known that I, MARRIN MONTAGUE McGOWAN, alias MONT M. McGOWAN, a citizen of the United States, residing at Grand Rapids, in the county of Kent and State of Michigan, have invented certain new and useful Improvements in Skirt-Gages; and I do hereby declare the following to be a full, clear, and exact description of the invention, such as will enable others skilled in the art to which it appertains to make and use the same.

My invention relates to an improved skirt-gage; and its object is to provide a suitable gage for marking a dress-skirt at a uniform distance from the floor for the purpose of trimming off the lower edge of the skirt; and it consists of a suitable standard having a base adapted to slide upon the floor, a crayon-holder adjustable on the standard, and a crayon for marking the dress-skirt longitudinally adjustable in the holder, as will more fully appear by reference to the accompanying drawings, in which—

Figure 1 is a front elevation of a device embodying my invention; Fig. 2, a side elevation of the same, and Fig. 3 represents the device as in use.

Like letters refer to like parts in all of the figures.

A represents any suitable base, preferably of heavy material to prevent its tipping over and adapted to slide freely upon the floor. Supported by this base is an upwardly-extended standard B, having thereon a suitable scale C for adjusting the crayon-holder to the desired distance above the floor.

D is a collar vertically adjustable on the standard B and secured in position by a thumb-screw E. Attached to the collar D and projecting laterally therefrom to permit the crayon to extend alongside the standard and collar is a spring-clip G, adapted to adjustably

hold a suitable marking-crayon H. To adjustably hold a crayon of any desired length and to permit the same to be adjusted as worn away, I form this clip of a strip of flexible metal folded at the middle and rigidly attached to a stud F on the collar D and projecting laterally therefrom in opposing flexible arms terminating in opposing transverse concaves to embrace and engage the opposite sides of the crayon.

The device being adjusted with the crayon the desired distance from the floor that it is intended to mark the skirt, the device is then placed upon the floor, as shown in Fig. 3, with the crayon in contact with the skirt, and the device is moved around the circumference of the skirt, whereby the same is marked at a uniform distance from the floor. As the crayon is worn away it can be adjusted longitudinally in the holder or a new one readily placed therein.

Having thus fully described my invention, what I claim, and desire to secure by Letters Patent, is—

In a dressmaker's skirt-gage, the combination of a base adapted to slide on a floor, a standard projecting upward therefrom, a collar adjustable on the standard, a forwardly-projecting stud on the collar, and a spring-clip consisting of a flexible strip of metal folded around the stud at the middle, and rigidly secured thereto, and also having opposing flexible arms, having opposing concave portions to oppositely engage a crayon and adjustably hold the same.

In testimony whereof I affix my signature in presence of two witnesses.

MONT M. McGOWAN.

Witnesses:

LUTHER V. MOULTON,
GEORGIANA CHACE.