

No. 756,007.

PATENTED MAR. 29, 1904.

H. E. FELTHOUSEN.
CUSHION FOR DOUCHE PANS.

APPLICATION FILED AUG. 8, 1903.

NO MODEL.

Fig. 1.

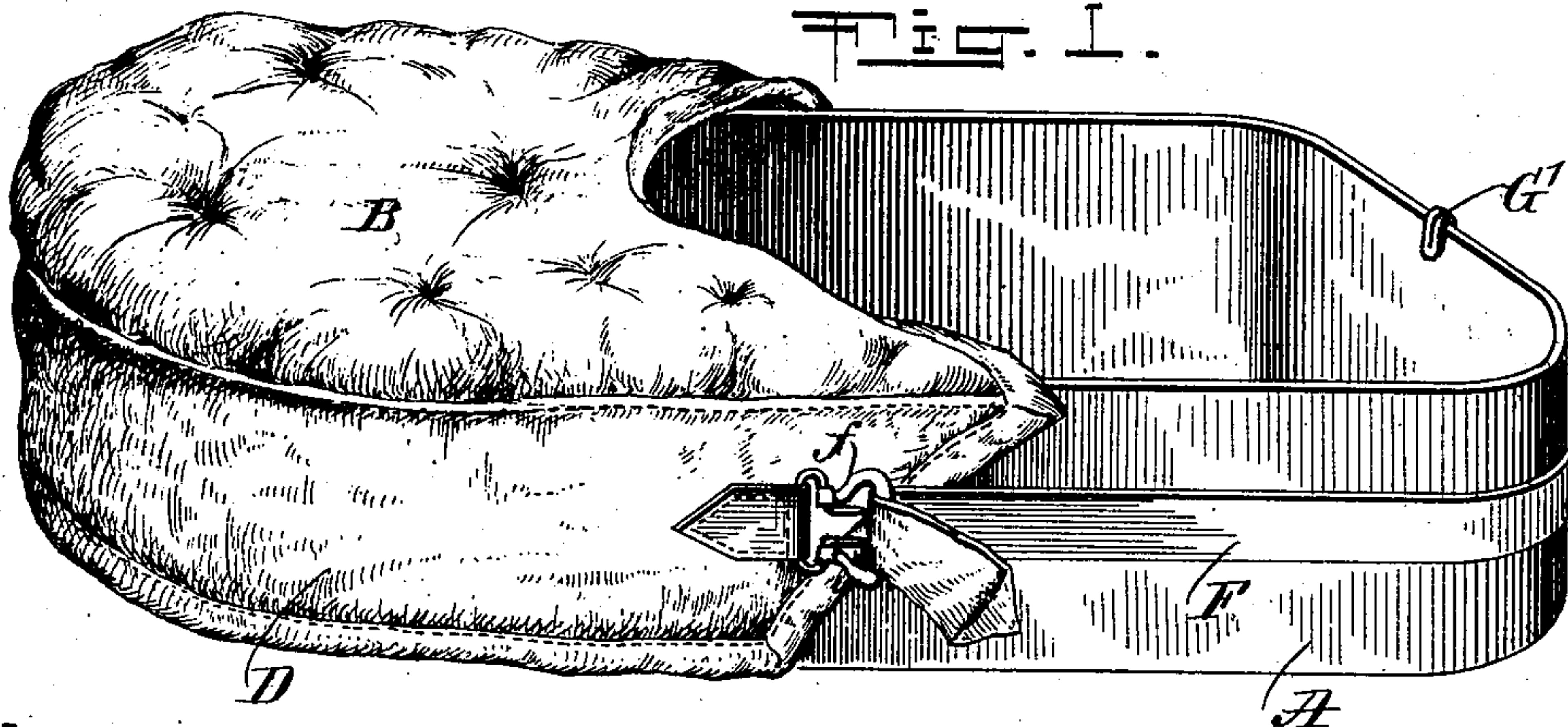


Fig. 2.

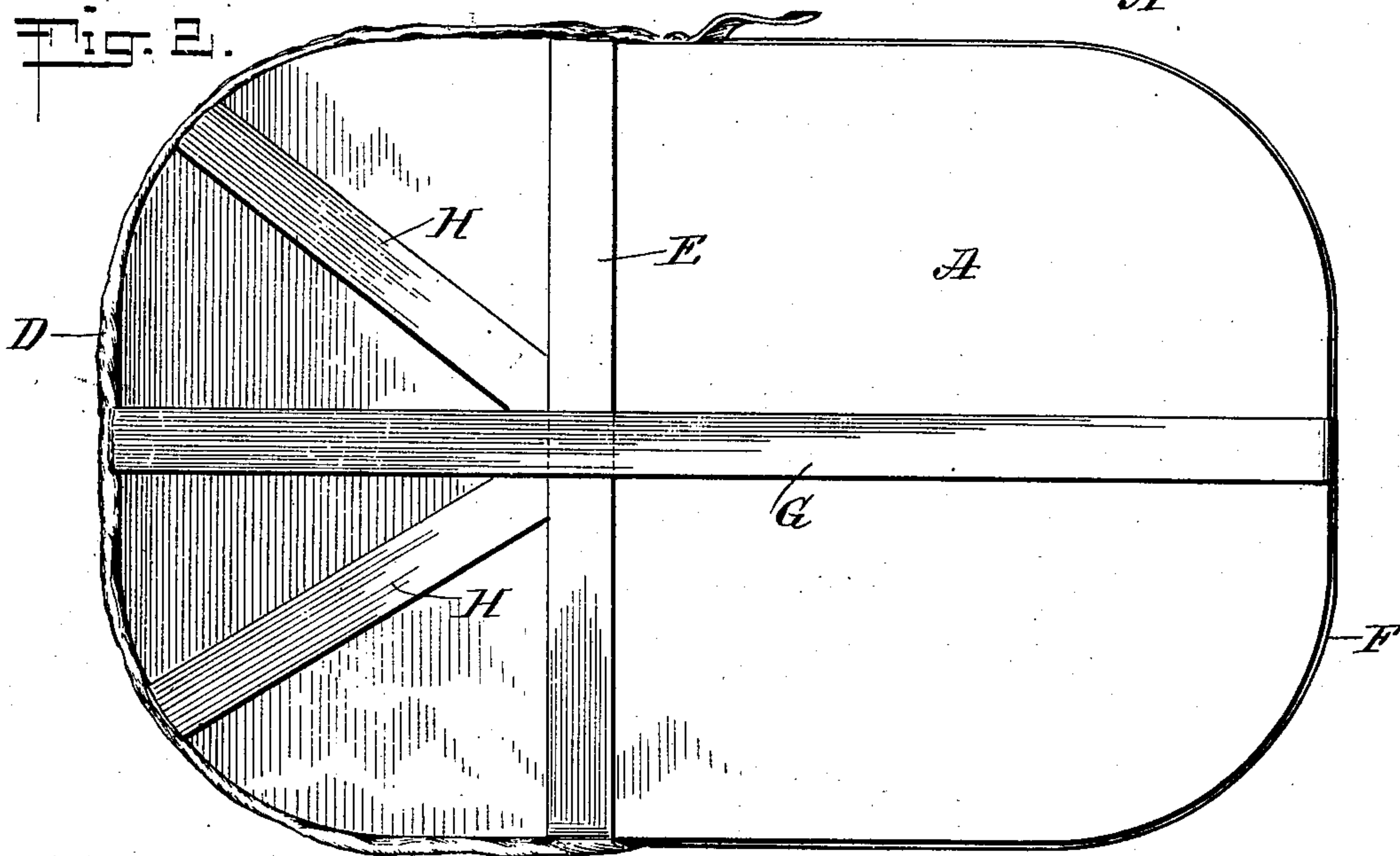
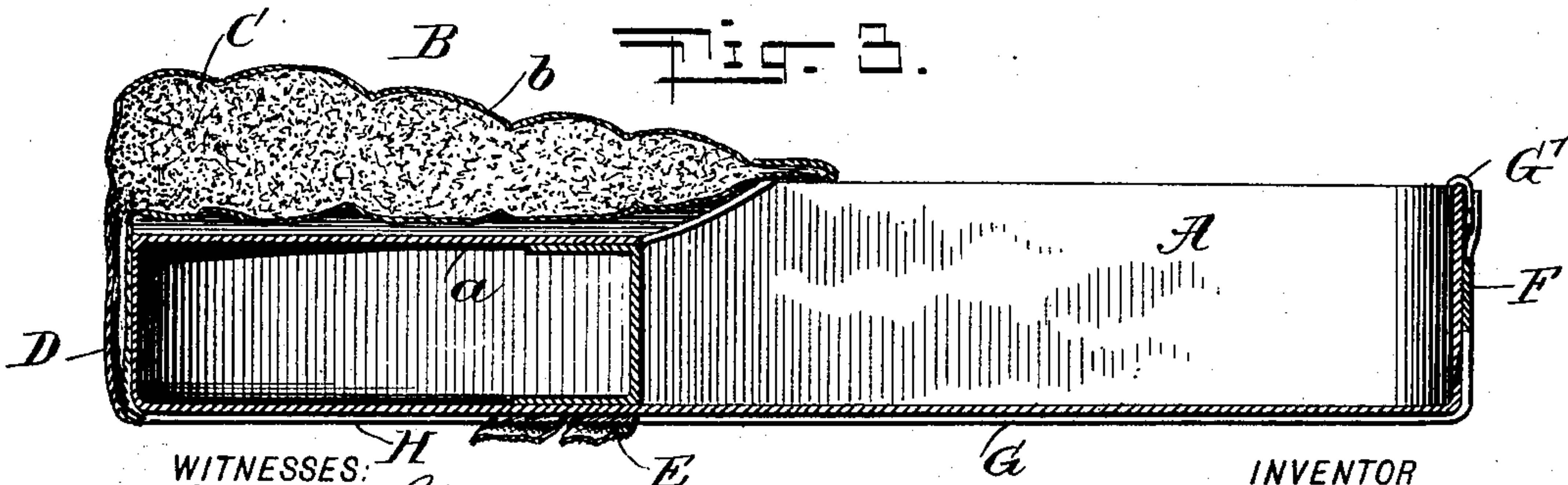


Fig. 3.



WITNESSES:

Charles Ligaro

N. J. Berch

INVENTOR

Harriet E. Felthousen

BY

Munn
ATTORNEYS.

UNITED STATES PATENT OFFICE.

HARRIET E. FELTHOUSEN, OF JERSEY CITY, NEW JERSEY.

CUSHION FOR DOUCHE-PANS.

SPECIFICATION forming part of Letters Patent No. 756,007, dated March 29, 1904.

Application filed August 8, 1903. Serial No. 168,785. (No model.)

To all whom it may concern:

Be it known that I, HARRIET E. FELTHOUSEN, a citizen of the United States, and a resident of Jersey City, in the county of Hudson and State of New Jersey, have invented a new and Improved Cushion for Douche-Pans, of which the following is a full, clear, and exact description.

My invention relates to improvements in cushions for douche-pans; and one object that I have in view is to provide a padded cushion which promotes the comfort of a sick person during the service of the pan by affording a soft pad whereon the body may rest without coming in contact with the hard material or the sharp edges of the pan, thus dispensing with towels and other kinds of padding.

A further object of the invention is to provide the cushion with means for holding it securely in place on the pan, so as to prevent the possibility of the cushion slipping out of place when a patient is being placed on or lifted off the pan, said cushion being capable of ready application to the pan and of removal therefrom, so that the parts may be cleansed and dried readily.

Further objects and advantages of the invention will appear in the course of the subjoined description, and the novelty will be defined by the annexed claim.

Reference is to be had to the accompanying drawings, forming a part of this specification, in which similar characters of reference indicate corresponding parts in all the figures.

Figure 1 is a perspective view of my improved cushion applied to an ordinary douche-pan. Fig. 2 is a bottom plan view of the pan with the cushion applied thereto, and Fig. 3 is a longitudinal sectional elevation through the cushion and pan.

A designates an ordinary douche-pan, having the usual shelf *a*. The improved cushion of my invention is indicated at B, said cushion having a chamber or space *b* adapted to be filled with any suitable packing, forming the pad C. The cushion proper is made of a shape and size conformed to the shelf *a* of the pan, so as to entirely cover the same, and, as shown more clearly by Fig. 3, this cushion tapers from its outer edge toward its inner

edge, the former being padded in a way to make the outer edge considerably thicker than the inner edge.

An essential feature of the cushion consists of a flap D, which is united to the marginal edge of the cushion B and arranged to depend therefrom. This flap conforms to the contour of the wall of the pan, around which it is adapted to be fitted quite snugly. With the flap D is associated a series of fastening straps or bands adapted to secure the cushion and the flap immovably in place on the pan and its shelf. One strap, E, has its end portions united to opposite sides of the flap D, as shown by Fig. 2, said strap being adapted to fit snugly to the bottom of the pan, across which it extends. Another strap, F, is arranged to fit around the wall of the pan at the back portion thereof, said strap F being secured at one end to an end portion of the flap D, while the other end of said strap F is connected with a buckle *f*, attached to the other end portion of said flap, as represented by Figs. 1 and 2. The third strap, G, is attached to the bottom edge of the flap D at the middle portion thereof, said strap G crossing the strap E and having its other end fastened to the rear portion of the strap F. A hook G' is attached to the strap F or G at the points where they are united, and this hook is adapted to fit over the top edge of the pan, at the rear thereof, to prevent downward displacement of the strap F and to assist in holding the straps in place. Diagonal straps H are fastened to the rear portion of the flap D between the points where the straps G and E are attached to said flap D. These diagonal straps H converge toward the point where the straps E G cross one another, and the several straps E G H are adapted to be secured one to the other in any preferred way.

To apply the cushion to a pan, it is only necessary to slip that end of the pan having the shelf *a* below the cushion B over the straps E G H and against the flap D, after which the free end of the strap F is adjusted around the back portion of the pan and fastened by engagement with the buckle *f*, the hook G' being fitted over the top edge of the pan. The series of straps and the hook arranged in the

manner described prevents the cushion from movement or displacement on the pan and its shelf *a*; but it is evident that the strap F may be disengaged from the buckle *f* in order to
5 remove the cushion easily and quickly from the pan and shelf.

Having thus described my invention, I claim as new and desire to secure by Letters Patent—

10 A cushion for douche-pans, having a padded body portion, a flap united to said body portion and depending therefrom, a strap E fastened to the side portions of the flap, an-

other strap F having a permanent connection with the flap at one end, and a detachable connection at its other end, and a longitudinal strap attached to the middle portion of the flap and to the strap G. 15

In testimony whereof I have signed my name to this specification in the presence of two subscribing witnesses.

HARRIET E. FELTHOUSEN.

Witnesses:

BENJAMIN MITCHELL,
CHAS. S. PARKER.