

No. 754,842.

PATENTED MAR. 15, 1904.

H. L. BLAIS.  
COLLAR BUTTON AND TIE.  
APPLICATION FILED DEC. 10, 1903.

NO MODEL.

Fig. 1.

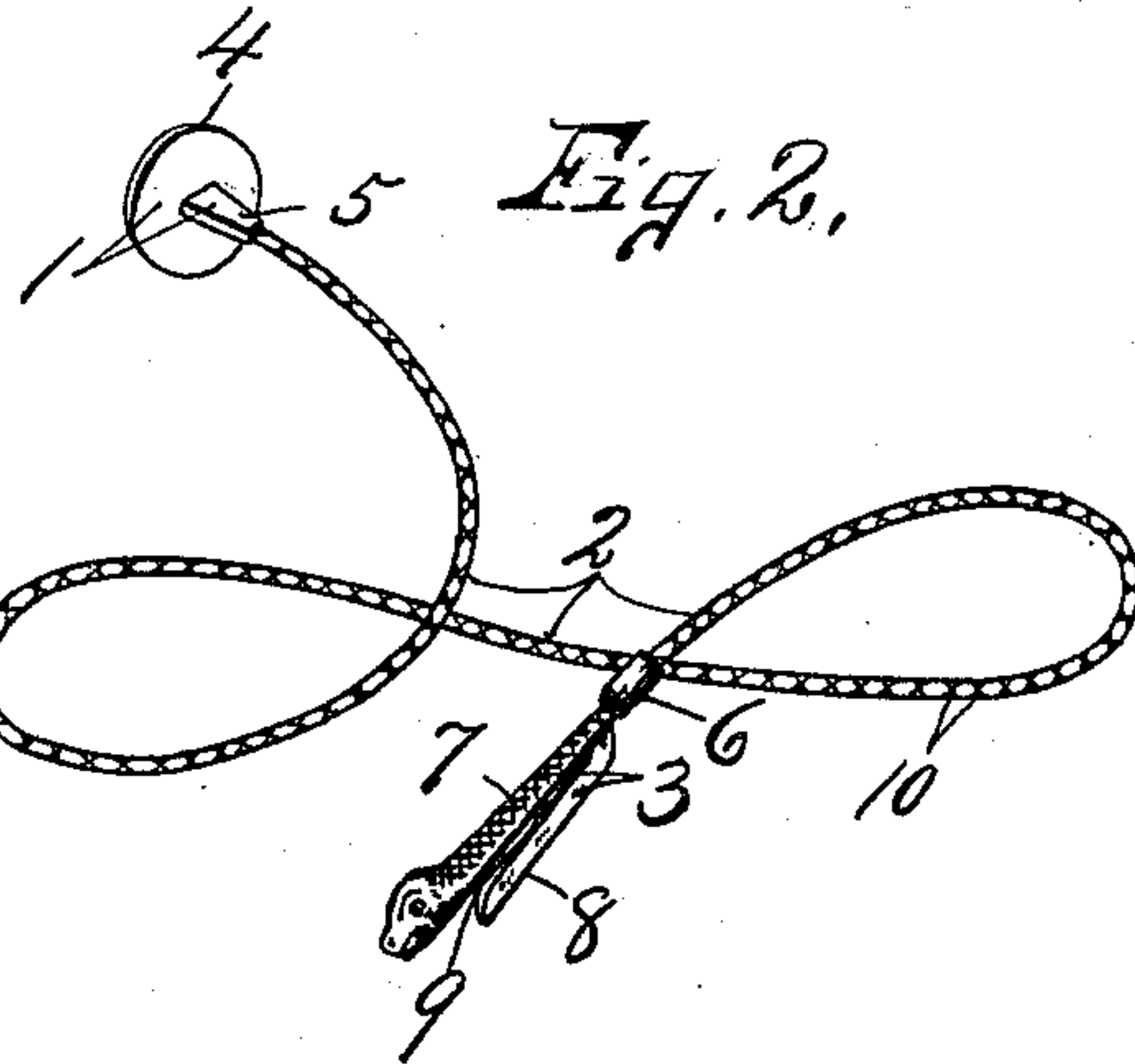
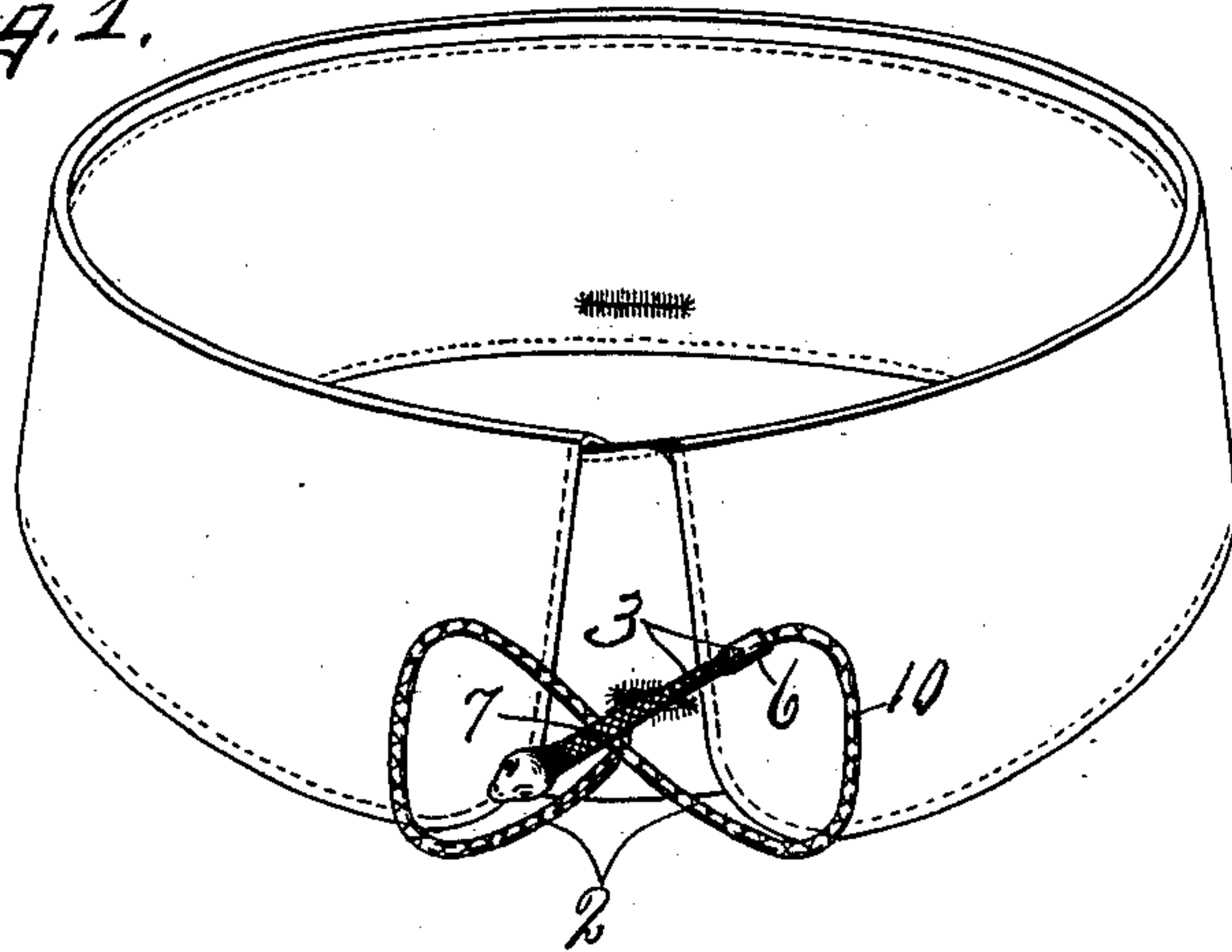
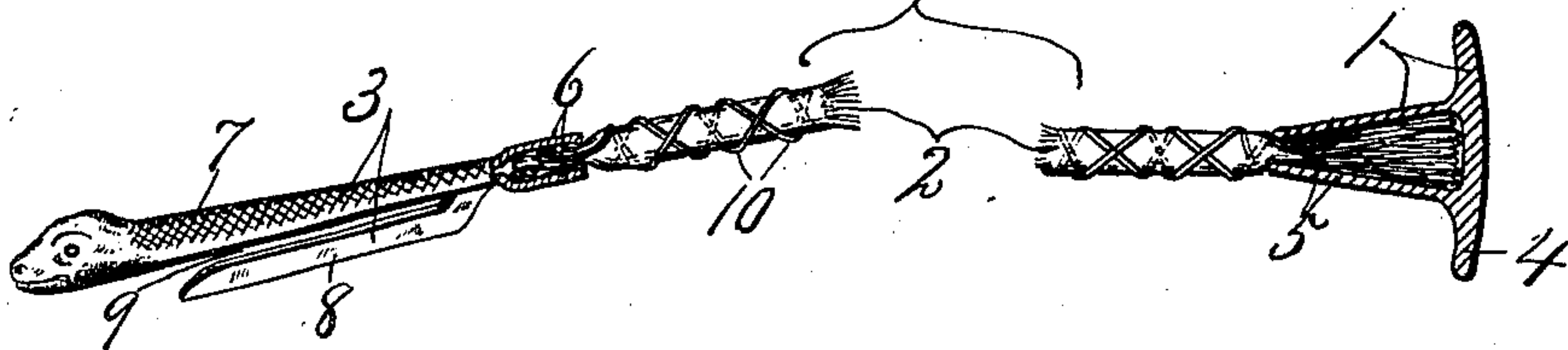


Fig. 3.



Witnesses:  
W. T. Brewer.  
H. C. Chase

Inventor  
H. L. Blais  
By Howard P. Driscoll  
Attorney

# UNITED STATES PATENT OFFICE.

HENRY L. BLAIS, OF HERKIMER, NEW YORK.

## COLLAR-BUTTON AND TIE.

SPECIFICATION forming part of Letters Patent No. 754,842, dated March 15, 1904.

Application filed December 10, 1903. Serial No. 184,603. (No model.)

*To all whom it may concern:*

Be it known that I, HENRY L. BLAIS, of Herkimer, in the county of Herkimer, in the State of New York, have invented new and useful  
 5 Improvements in Collar-Buttons and Ties, of which the following, taken in connection with the accompanying drawings, is a full, clear, and exact description.

This invention relates to a combined collar-  
 10 button and tie, the object being to provide a collar-button with an ornamental appendage which is flexible and adapted to be formed into a suitable knot or bow and held in place by an ornamental clasp also affixed to the tie.

15 In the drawings, Figure 1 represents a collar provided with my combined button, tie, and fastener. Fig. 2 shows my invention as detached from the collar. Fig. 3 is an enlarged view of the button and fastener with  
 20 the adjacent ends of the tie.

Similar reference characters indicate corresponding parts in all the views.

As seen in the drawings, this invention consists of a button 1, a flexible cord or tie 2, and  
 25 a fastener 3, the button 1 being formed with an enlarged head 4 and a hollow shank 5, in which is inserted one end of the tie 2.

The manner of fastening the tie in the shank of the button is clearly shown in Fig. 3, in  
 30 which the open end of the hollow shank is crimped or compressed upon the tie after the latter has been inserted into the shank, although it is evident that other fastening means may be employed, if desired. In like manner  
 35 the fastening member 3 is secured to the opposite end of the tie, being provided with a hollow shank 6, in which said end of the tie is inserted, and the shank is then compressed or crimped upon the tie to fasten the two parts  
 40 together. This fastening member is usually bifurcated for forming arms 7 and 8 and an open-ended slot 9, the arm 7 being suitably

ornamented or configured, as may be desired, while the slot 9 serves to receive portions of the tie to hold it in any desired position, either  
 45 in the form of a bow or knot.

The tie 2 may be made of any flexible material, such as silk or satin cord or fabric, which may then be wound with one or more  
 50 strands of gold or silver wire, as 10, to further aid to the pleasing effect of the combination.

Although I have shown and described certain forms of button 1, tie 2, and fastener 3, it will be understood that applicant does not  
 55 limit himself to what is shown and described, the broad idea of permanently uniting any kind of a collar-button with any kind of a tie being the broad invention to be used with or without the fastening 3, as may be desired. 60

Having thus described my invention, what I claim, and desire to secure by Letters Patent, is—

1. A combined collar-button and tie permanently united to each other. 65

2. A tie having one end provided with a collar-button and a clasp fastened to the other end of the tie.

3. The combination with a collar-button having a socket, of a tie having one end inserted in the socket, the walls of the latter being crimped or compressed upon the tie to  
 70 fasten the two parts together.

4. In combination with a tie, a collar-button fastened to one end of the tie and a bifurcated member secured to the opposite end of  
 75 the tie for the purpose set forth.

In witness whereof I have hereunto set my hand this 6th day of April, 1903.

HENRY L. BLAIS.

Witnesses:

WM. WITHERSTINE,  
 ARTHUR T. SMITH.