

No. 754,207.

PATENTED MAR. 8, 1904.

L. E. EDGAR.
CHATELAINE BAG.

APPLICATION FILED SEPT. 24, 1903.

NO MODEL.



Fig. 1.

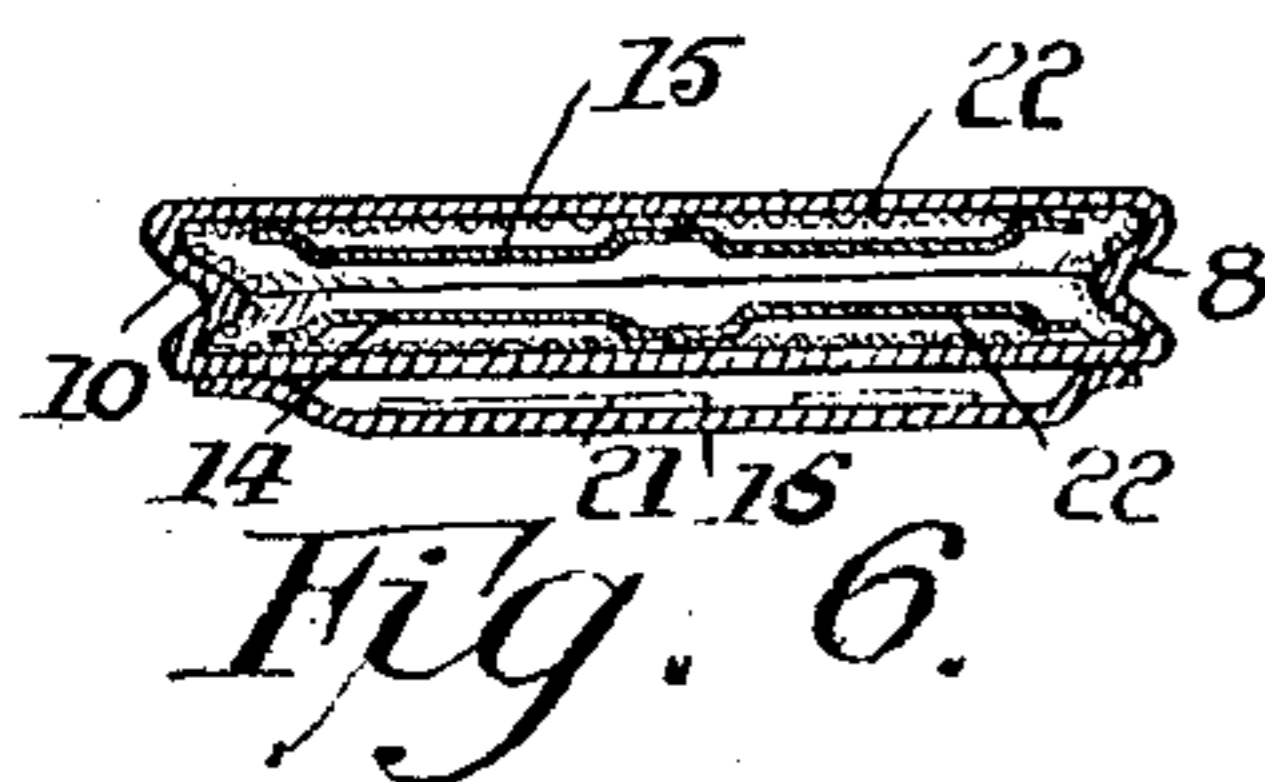


Fig. 6.

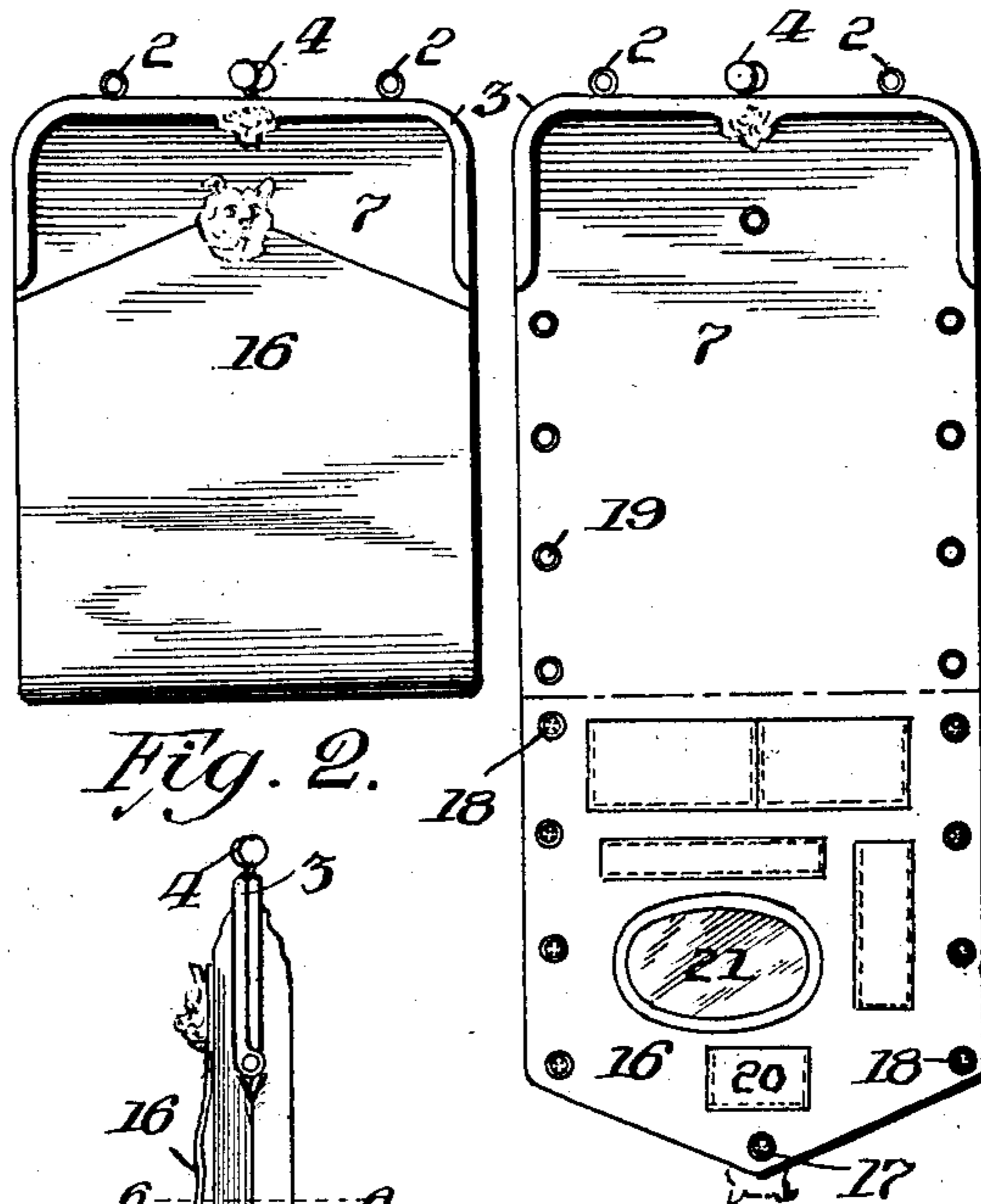


Fig. 2.

Fig. 3.

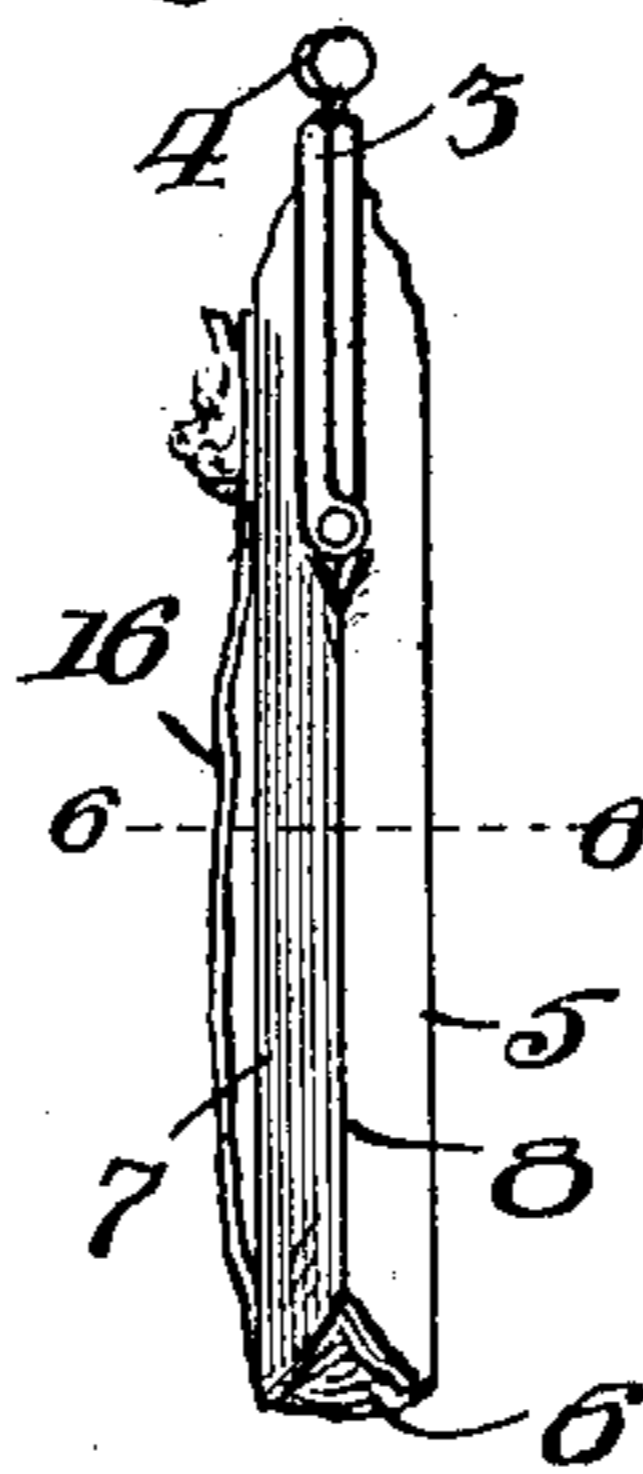


Fig. 4.

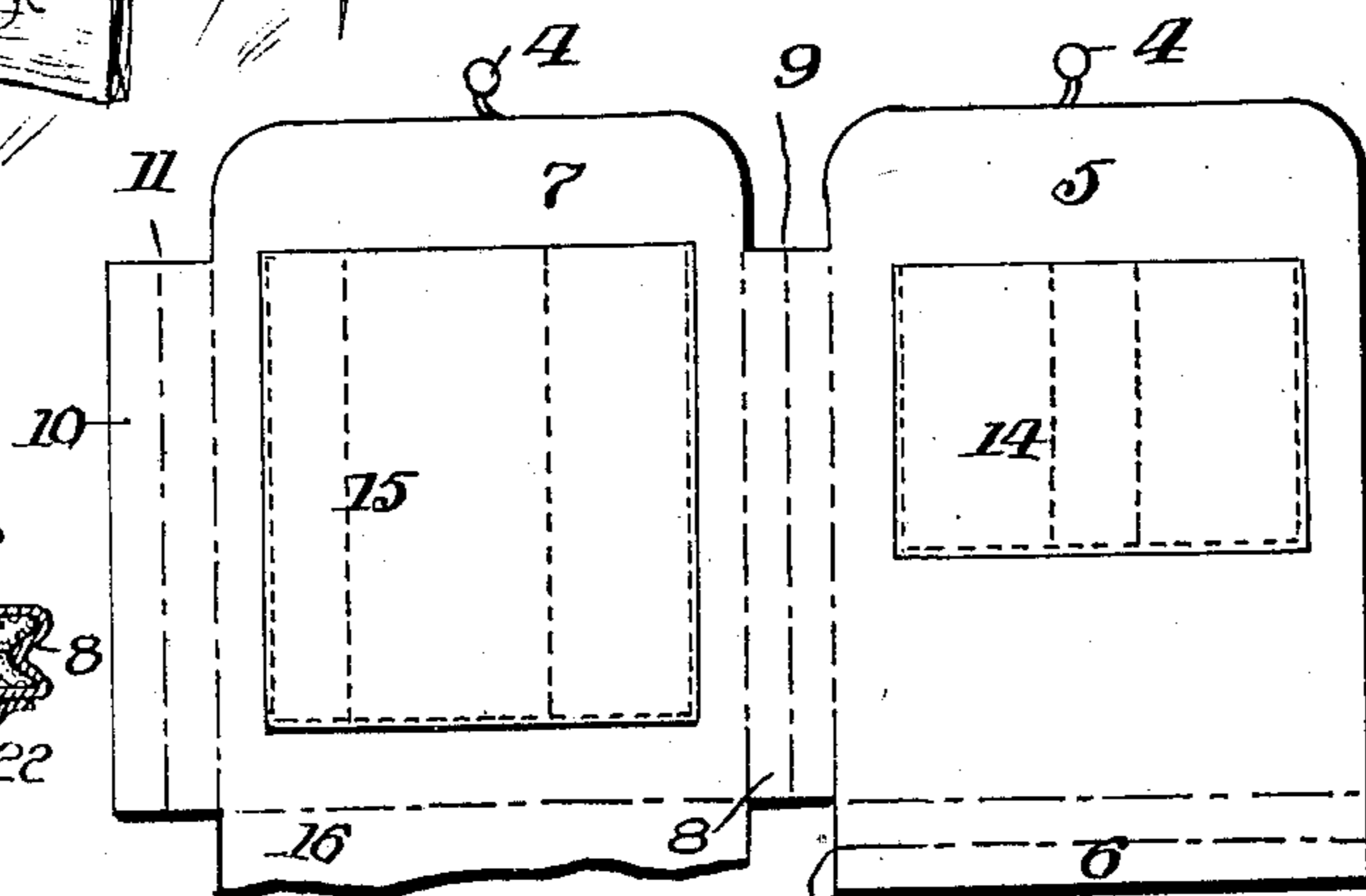


Fig. 5.

Witnesses:
J. H. Burtin,
E. E. Pottier.

Inventor
L. E. Edgar,
By W. C. Court & Co.
Attorneys.

UNITED STATES PATENT OFFICE.

LOTTIE E. EDGAR, OF PITTSBURG, PENNSYLVANIA.

CHATELAINE-BAG.

SPECIFICATION forming part of Letters Patent No. 754,207, dated March 8, 1904.

Application filed September 24, 1903. Serial No. 174,414. (No model.)

To all whom it may concern:

Be it known that I, LOTTIE E. EDGAR, a citizen of the United States of America, residing at Pittsburg, in the county of Allegheny and State of Pennsylvania, have invented certain new and useful Improvements in Chatelaine-Bags, of which the following is a specification, reference being had therein to the accompanying drawings.

This invention relates to certain new and useful improvements in purses or bags, and relates more specifically to that class generally known in the trade as "chatelaine-bags."

The object of the present invention is to provide a device of this character particularly adapted to be suspended from the shoulder of the user and which is provided with an auxiliary flap detachably secured to one side of the bag and having means for carrying a plurality of any desired articles, this auxiliary flap forming a part of the exterior of the bag when closed.

A further object of the present invention is to provide a bag of this character adapted when empty to lie comparatively flat and so constructed as to permit of its expansion as required by the articles placed in the bag.

A still further object of the present invention is to construct a bag of this character which owing to its peculiar construction may be made of a size sufficient for the carrying of articles which cannot now be generally carried in the bag of this type without producing a cumbersome or unwieldy affair.

In describing the invention in detail reference is had to the accompanying drawings, forming a part of this specification, and wherein like numerals of reference indicate like parts throughout the several views, in which—

Figure 1 is a perspective view illustrating the manner in which the bag may be most advantageously carried. Fig. 2 is a plan view of the bag closed with the carrying-chain detached. Fig. 3 is a plan view of the auxiliary flap open. Fig. 4 is an edge view. Fig. 5 is a developed plan view of the blank with the auxiliary flap partly broken away. Fig. 6 is a cross-sectional view taken on the line 6 6 of Fig. 2.

The bag is adapted to be made of any desirable leather or other suitable material and is

preferably and may be most advantageously used by supporting the same by a chain 1, that may be placed over one shoulder of the wearer, as seen in Fig. 1, and have its ends secured in eyes 2, carried by the metal rim 3, to which the leather or other material out of which the bag is formed is attached in any desirable manner. This rim carries fastenings 4 of the approved ball type well known in the art. The material from which the bag proper is formed may be cut out in a blank in a single piece, as illustrated in Fig. 5 of the drawings, the back 5 being attached at its upper edge and end to one of the rims 3 and at its lower end having a wing or flap 6 and being joined along one of its side edges to the front 7 by a web 8, adapted to be creased on its central line 9 to form the accordion plait, as seen in Figs. 4 and 6 of the drawings. The front 7 is attached at its upper end to the other of the rims 3 and along its side edge carries a flap 10, adapted to be creased in its central line 11, whereby to form the accordion plait at the opposite edge of the bag. The front 7 is folded over onto the bag 5 and the edge of flap 10 secured in any desirable manner to the inner face of the bag 5, adjacent the side edge thereof, the flap 6, carried by the back 5, being folded on its central crease-line 12 and secured to the inner face of the front 7, near the lower end thereof, in any desirable manner to form the accordion plait at the bottom of the bag. Attached to the inner face of the back 5 is a sheet 14 of any desirable material stitched along its two side edges and along the bottom and also divided by a central line of stitching, whereby to form compartments or pockets into which various articles may be inserted, and a like sheet 15 is similarly secured to the inner face of the front 7. The front 7 at its lower end carries an auxiliary flap 16, adapted to be folded up against the outer face of the front 7 and fastened at its top by suitable fastening 17 and along the edges by means of sockets 18, carried by the auxiliary flap, and nuts 19, secured on the outer face of the front 7, along the side edges thereof. On the inner face of the auxiliary flap are secured or provided a plurality of pockets 20, into which various toilet articles may be placed, and I also preferably

provide a small mirror 21 on the inner face of this auxiliary flap.

It will be observed that by loosening the catch 17 access is had to the interior of the compartments between the auxiliary flap 16 and the front 7 without requiring access to be had to the interior of the bag proper and also that access may be had to the interior of the bag without disturbing the auxiliary flap.

10 The provision of the accordion plaits along the edges permits of the expansion of the bag as may be required by the inserting of the articles into the same. The pockets formed by the sheets of material 14 and 15 provide

15 a convenient and safe carrying means for a bank-book, check-book, card-case, or other like articles.

As seen in Fig. 6, I preferably provide a facing 22, of silk or like material, on the inner

20 face of the back 5 and front 7.

While I prefer to employ the suspending form of means shown, it will be evident that the bag may be extended direct from the belt of the wearer, if so desired, or provided with

25 a small chain or other form of handle for carrying in the hand, and in the details of construction it will be noted that various other slight changes may be made without departing from the general spirit of my invention.

30 Having fully described my invention, what I claim as new, and desire to secure by Letters Patent, is—

1. A bag of the type described formed from

a blank embodying a front and rear, said rear having an integral flap on its lower end and said front having an integral flap at its side edge, a web connecting the side edge of the front to the back, an auxiliary flap formed integral with the lower end of the front, means carried by the auxiliary flap and by the front for securing said auxiliary flap to the front when said flap is folded on the front, substantially as described.

2. As a new article of manufacture, a bag of the type described formed from a blank embodying an integral front and back connected together by a web, a flap carried by one side edge of the front and adapted to be secured to the back, an integral flap carried by the back and adapted to be secured to the inner face of the front, pockets carried on the inner faces of the back and front, an auxiliary flap carried by the front and adapted to be folded against the outer face of said front, means for fastening the auxiliary flap, means attached to the upper end of the bag for suspending the same, and pockets carried by the auxiliary flap on its inner face, substantially as described.

In testimony whereof I affix my signature in the presence of two witnesses.

LOTTIE E. EDGAR.

Witnesses:

A. M. WILSON,
E. E. POTTER.