

No. 754,091.

PATENTED MAR. 8, 1904.

P. F. QUINN & G. SOYLIAN.

MATCH BOX.

APPLICATION FILED JUNE 1, 1903.

NO MODEL.

Fig. 1.

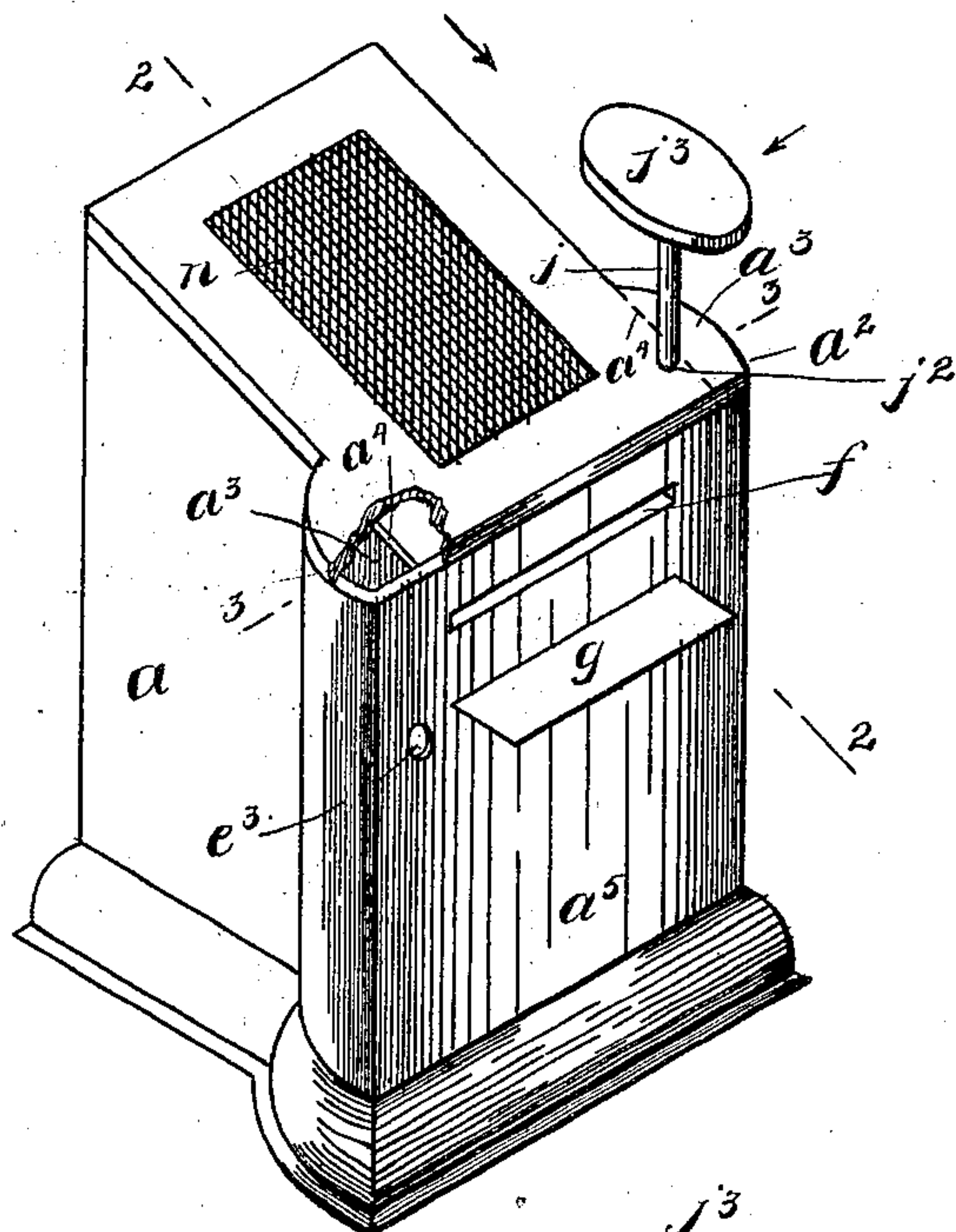


Fig. 2.

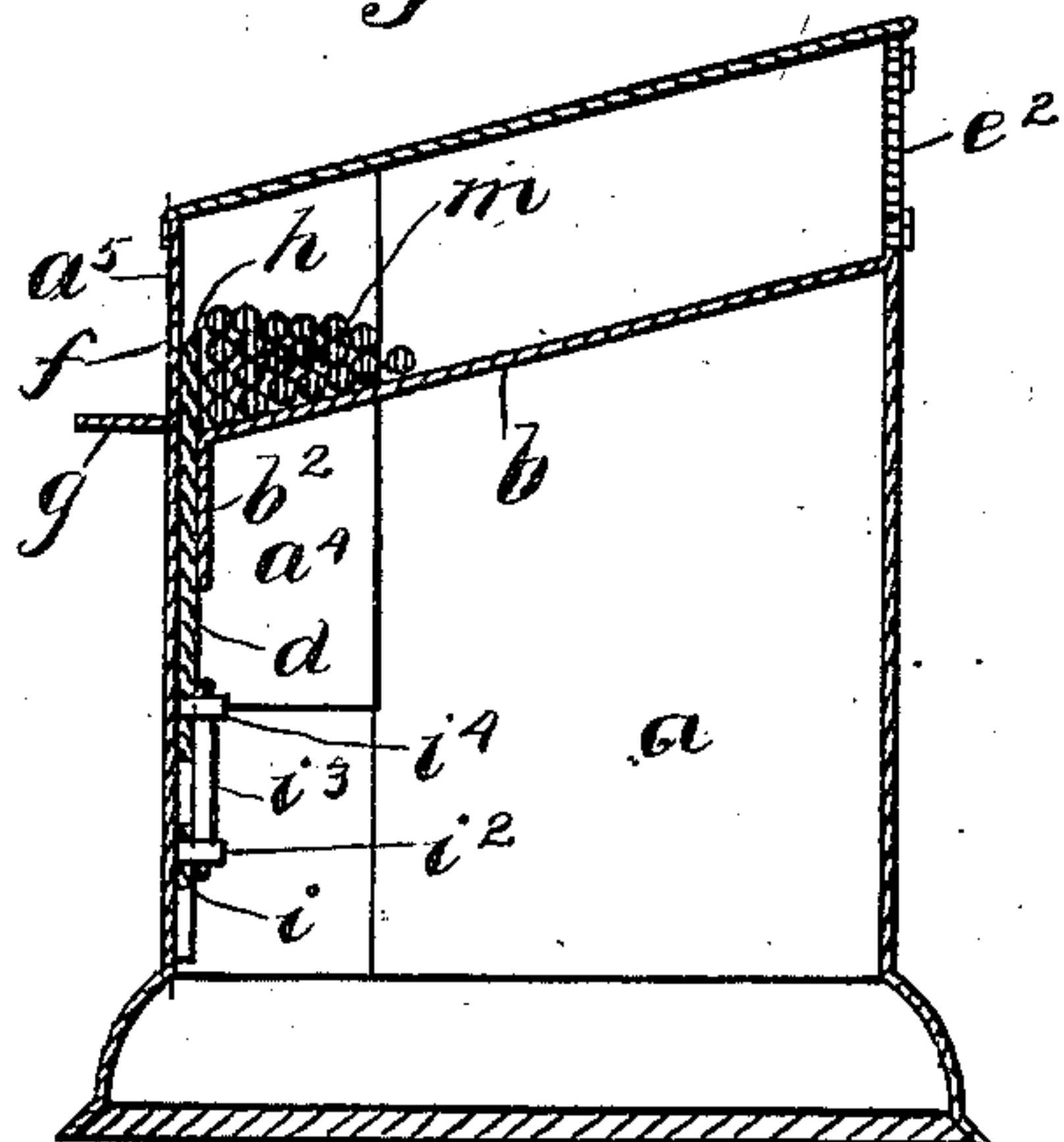
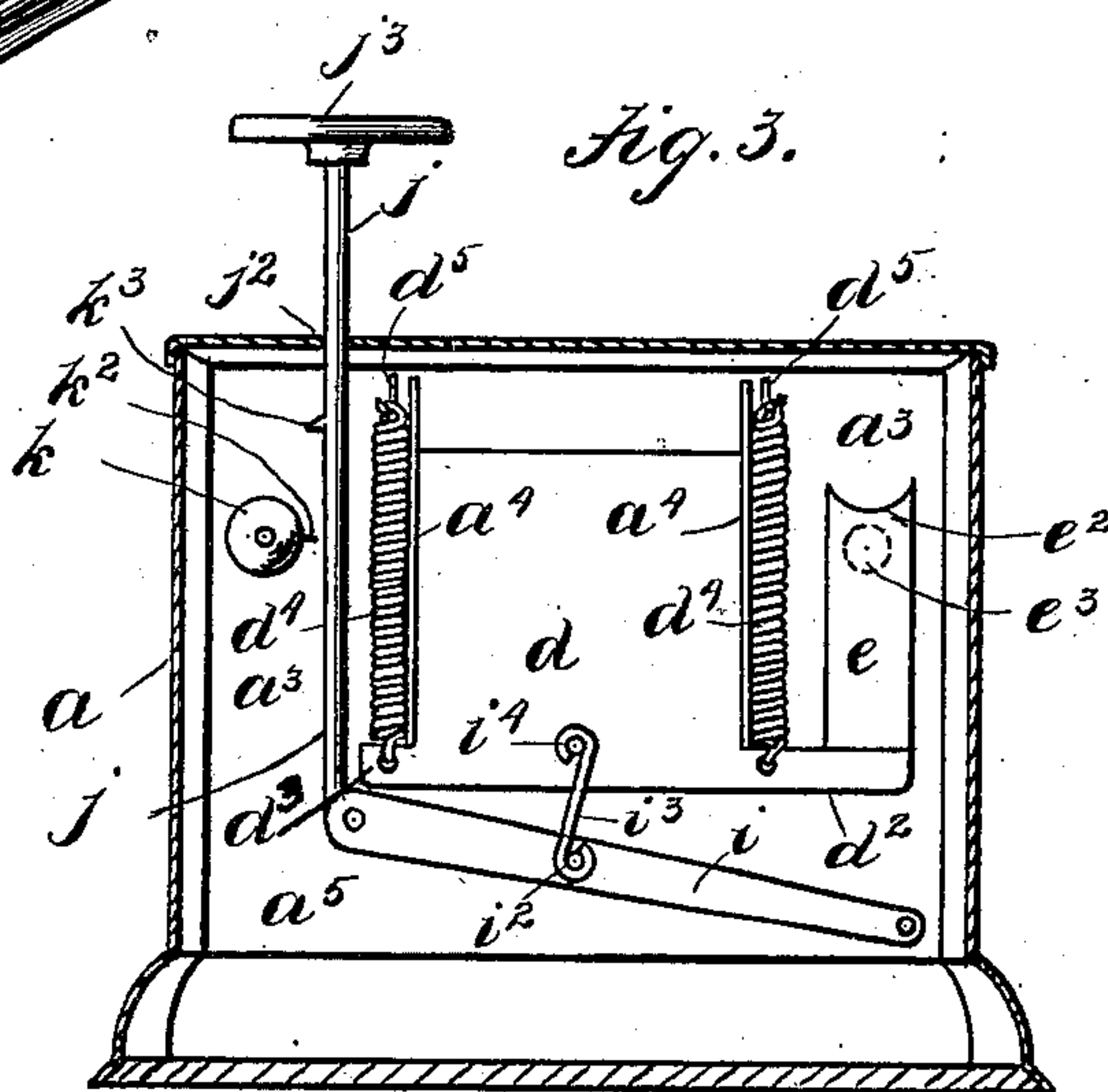


Fig. 3.



WITNESSES:

F. A. Stewart
C. E. Mulreany

INVENTORS:

BY *Patrick F. Quinn*
George Soylian.
Edgar Tate & Co.
ATTORNEYS

UNITED STATES PATENT OFFICE.

PATRICK F. QUINN AND GEORGE SOYLIAN, OF NEW YORK, N. Y.

MATCH-BOX.

SPECIFICATION forming part of Letters Patent No. 754,091, dated March 8, 1904.

Application filed June 1, 1903. Serial No. 159,507. (No model.)

To all whom it may concern:

Be it known that we, PATRICK F. QUINN and GEORGE SOYLIAN, citizens of the United States, residing at New York, in the county of New York and State of New York, have invented certain new and useful Improvements in Match-Boxes, of which the following is a specification, such as will enable those skilled in the art to which it appertains to make and use the same.

The object of this invention is to provide an improved match-box from which a single match may be taken whenever desired and which is also provided with a cigar-cutter and a bell or gong which is operated each time that a match is removed therefrom, a further object being to provide a match-box of novel construction which may also serve as an advertising medium; and with these and other objects in view the invention consists in a match-box constructed as hereinafter described and claimed.

The invention is fully disclosed in the following specification, of which the accompanying drawings form a part, in which the separate parts of our improvement are designated by suitable reference characters in each of the views, and in which—

Figure 1 is a perspective view of our improved match-box; Fig. 2, a vertical section on the line 2 2 of Fig. 1, and Fig. 3 a vertical section on the line 3 3 of Fig. 1.

In the practice of our invention we provide a box *a*, which is preferably rectangular in horizontal section and the top of which is preferably slightly higher than the front thereof and the front of which is provided at each side with an extension *a*², whereby vertical side chambers *a*³ are formed at the front and at each side of the box *a*, said chambers *a*³ being separated from the main interior of the box *a* by vertical partition-walls *a*⁴.

Within the top portion of the box *a* is a downwardly and forwardly inclined partition *b*, above which is a match-receptacle *c*, the rear portion of which is preferably composed of a hinged door *c*² and the partition *b* is provided at the front edge thereof with a downwardly and vertically arranged member *b*², between which and the front wall *a*⁵ of the box is a

slide-plate *d*. The vertically-arranged partition-walls *a*⁴ are secured to the front wall *a*⁵ of the box and do not extend to the bottom of the box, and the slide *d* is free to move vertically between these partition-walls. The slide *d* is also provided at the bottom edge thereof with lateral projections *d*² and *d*³, to each of which is secured a vertically-arranged spring *d*⁴, the upper ends of which are secured at *d*⁵ to the top portion of the front wall *a*⁵ of the box *a*, and when said slide is depressed, as hereinafter described, the springs *d*⁴ return it to its normal position, which is that shown in Figs. 2 and 3.

One of the lateral projections *d*² of the slide *d* is provided with an upwardly-directed cigar-cutter *e*, provided at its upper end with a concave cutting edge *e*², and the front wall *a*⁵ of the box *a* is provided with an opening *e*³, through which the tip of the cigar may be inserted, and the normal position of the cutting edge *e*² of the cutter *e* is above the opening *e*³.

The front wall *a*⁵ of the box *a* is provided with a transverse slot or opening *f*, through which a match is adapted to pass and below which is preferably secured a shelf *g*, and the upper edge of the slide *d* is inclined backwardly and downwardly, as shown at *h* in Fig. 2.

Pivoted to the inner side of the front wall *a*⁵ of the box and preferably below the cutter *e* is a lever *i*, to which is pivoted at *i*² a link *i*³, which is pivotally connected with the slide *d* at *i*⁴, and pivotally connected with the free end of the lever *i* is a rod *j*, which passes up through the top of the box *a*, as shown at *j*², and is movable vertically therethrough, and this rod is provided at its upper end with a knob or handle *j*³, and by means of the rod *j* the lever *i* and slide *d* may be depressed whenever desired.

It will be observed that the cutter *e* is placed in one of the vertically-arranged chambers *a*³, and secured in the other chamber *a*³ is a bell or gong *k*, having a projecting member *k*², adapted to be operated by a projection *k*³ on the rod *j*, whereby at each depression of the rod *j* the bell or gong *k* will be sounded, as will be readily understood.

In Fig. 2 of the drawings we have shown at 100

m a number of matches placed in the receptacle *c*, and when the slide *d* is raised by the springs *d*¹ one of said matches will be carried up to the slot *f* and will roll out therethrough onto the shelf *g*, from which it may be removed and ignited by striking it on the top or cover of the box, which is provided with a serrated surface *n*. When the slide *d* is depressed, the cutter *e* is also depressed and the tip of a cigar may be inserted through the opening *a*³, and when the slide *d* rises the cutter *e* also rises, and the tip of the cigar will be cut off and will fall into the bottom of the box, as will be readily understood.

An opening or door may be made in the back of the box for removing the cigar-tips therefrom, and our invention is not limited to the exact form of the box *a* herein shown and described nor to the exact details of the operative parts therein, and various modifications thereof may be made without departing from the spirit of our invention or sacrificing its advantages.

It will be apparent that various advertisements may be stamped on the box or otherwise placed thereon, and our improved match-box may thus be made to serve as a practical advertising device.

Having fully described our invention, what we claim as new, and desire to secure by Letters Patent, is—

1. A match-box having vertical side extensions at the front thereof forming vertically-arranged chambers, a match-receptacle in the top thereof the bottom of which is inclined downwardly and forwardly, the front wall of the receptacle being also provided with a transverse slot or opening, a vertically-movable slide mounted adjacent to the front of the wall of the box and normally held above the bottom of the match-receptacle, springs located in said chambers for holding the slide in its normal position, a lever for depressing said slide, and means for operating said lever, substantially as shown and described.

2. A match-box having vertical side extensions at the front thereof forming vertically-

arranged chambers, a match-receptacle in the top thereof the bottom of which is inclined downwardly and forwardly, the front wall of the receptacle being also provided with a transverse slot or opening, a vertically-movable slide mounted adjacent to the front of the wall of the box and normally held above the bottom of the match-receptacle, springs located in said chambers for holding the slide in its normal position, a lever for depressing said slide, and means for operating said lever, said slide being also provided with a cigar-cutter located in one of the said chambers, and the front of the box with an opening through which the top of a cigar may be inserted, substantially as shown and described.

3. A match-box having vertical side extensions at the front thereof forming vertically-arranged chambers, a match-receptacle in the top thereof the bottom of which is inclined downwardly and forwardly, the front wall of the receptacle being also provided with a transverse slot or opening, a vertically-movable slide mounted adjacent to the front of the wall of the box and normally held above the bottom of the match-receptacle, springs located in said chambers for holding the slide in its normal position, a lever for depressing said slide, and means for operating said lever, said slide being also provided with a cigar-cutter located in one of the said chambers, and the front of the box with an opening through which the top of a cigar may be inserted, and the box being also provided with a bell or gong which is arranged to be operated when the lever is operated, substantially as shown and described.

In testimony that we claim the foregoing as our invention we have signed our names, in presence of the subscribing witnesses, this 28th day of May, 1903.

PATRICK F. QUINN.
GEORGE SOYLIAN.

Witnesses:

F. A. STEWART,
C. E. MULREANY.