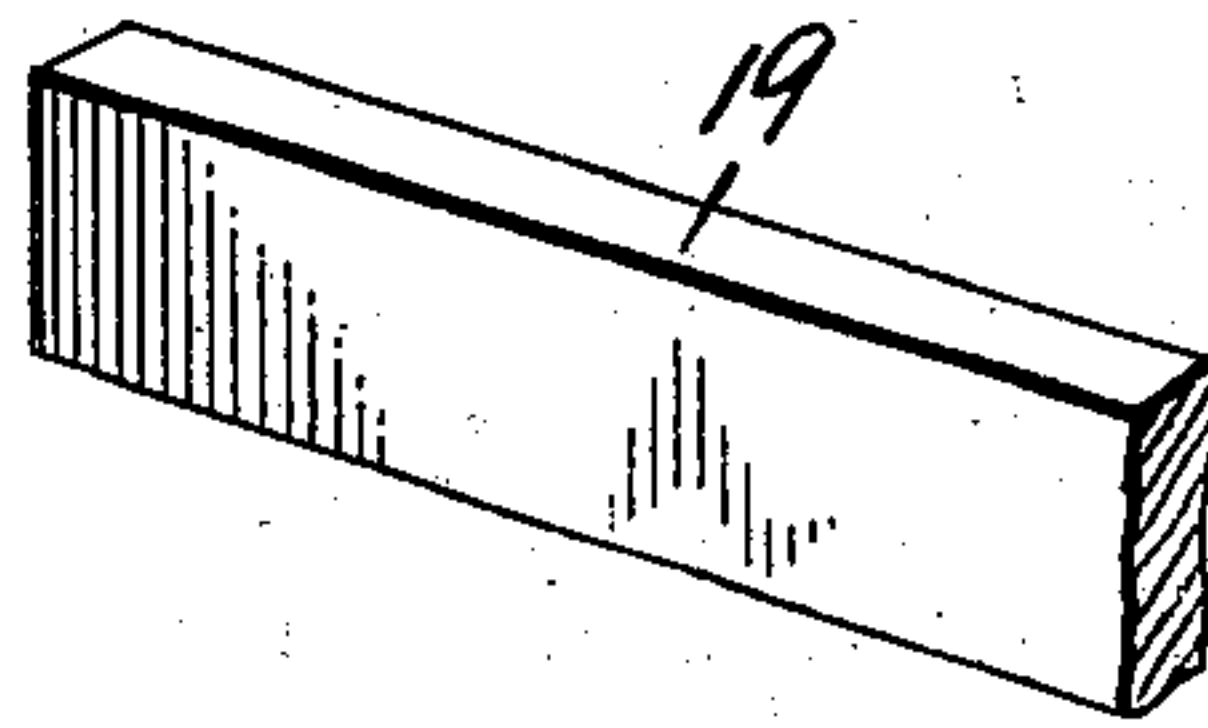
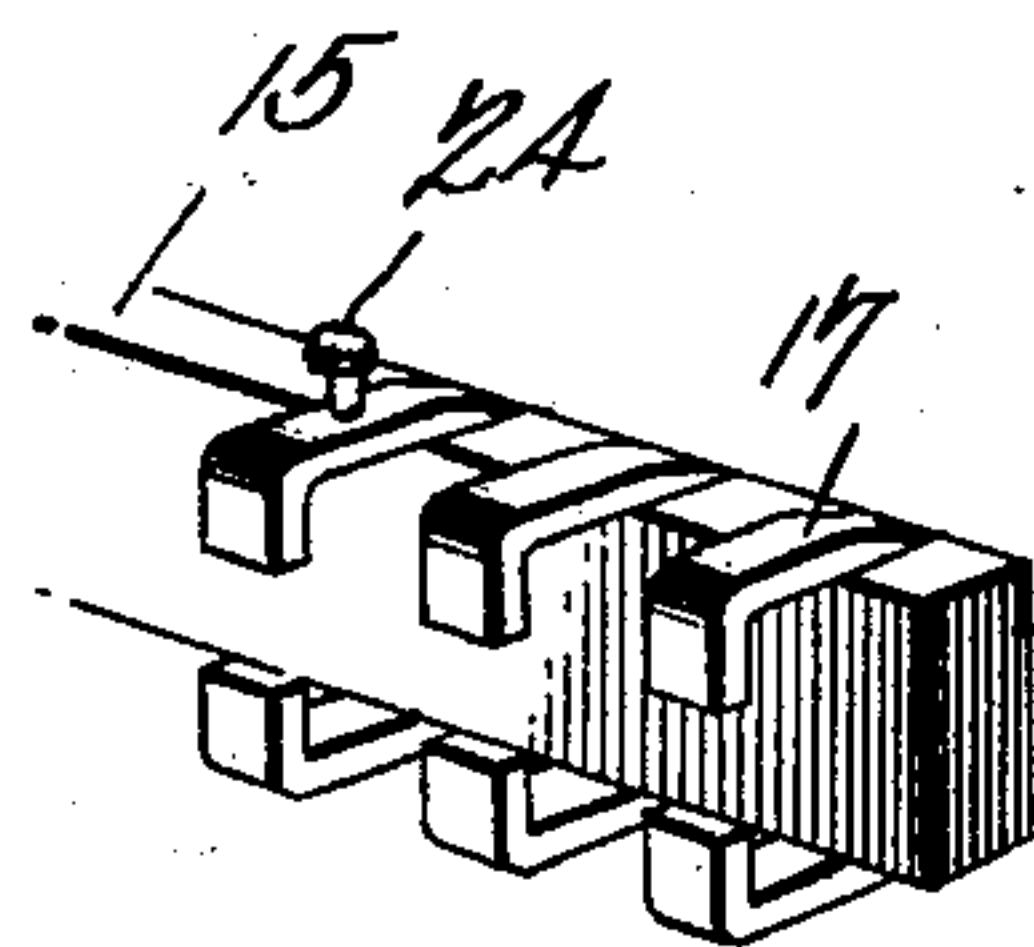
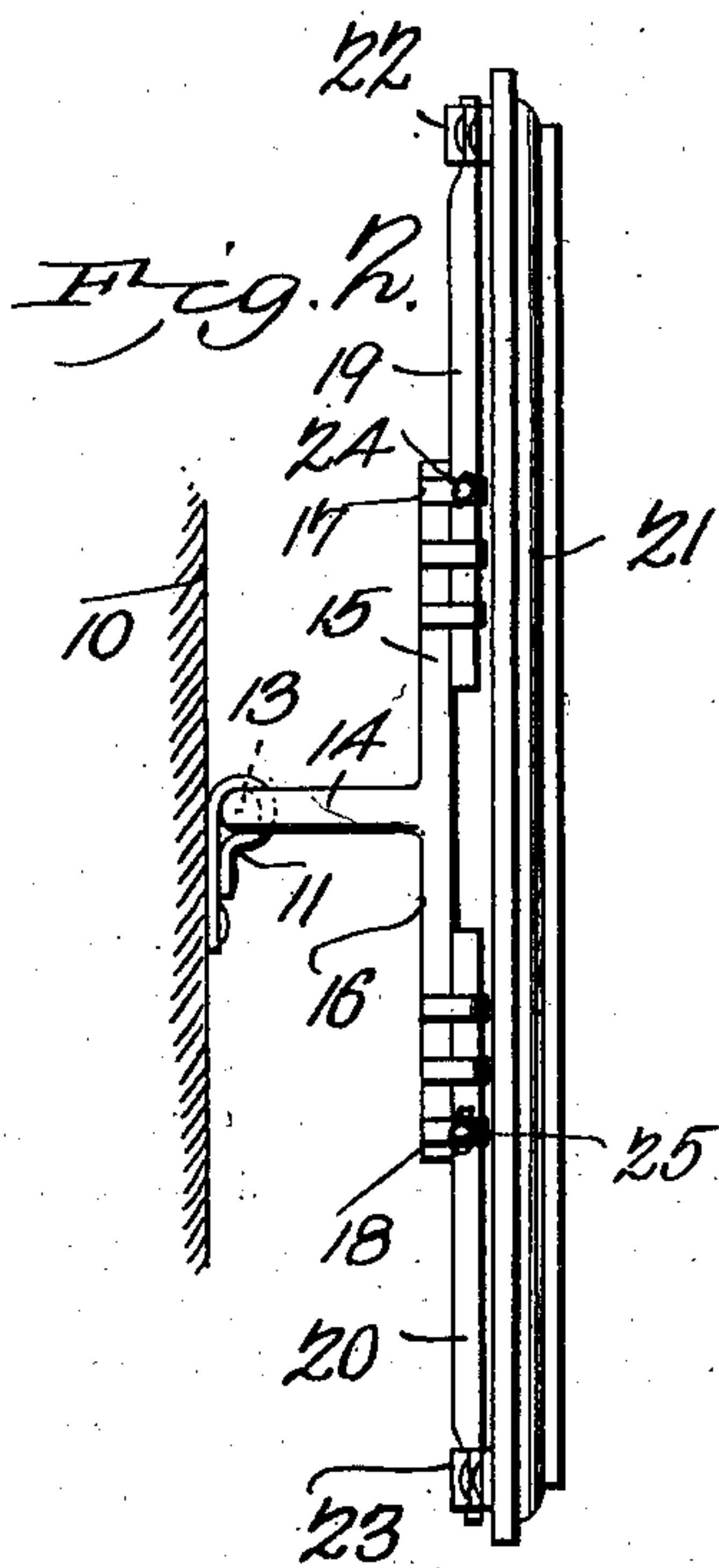
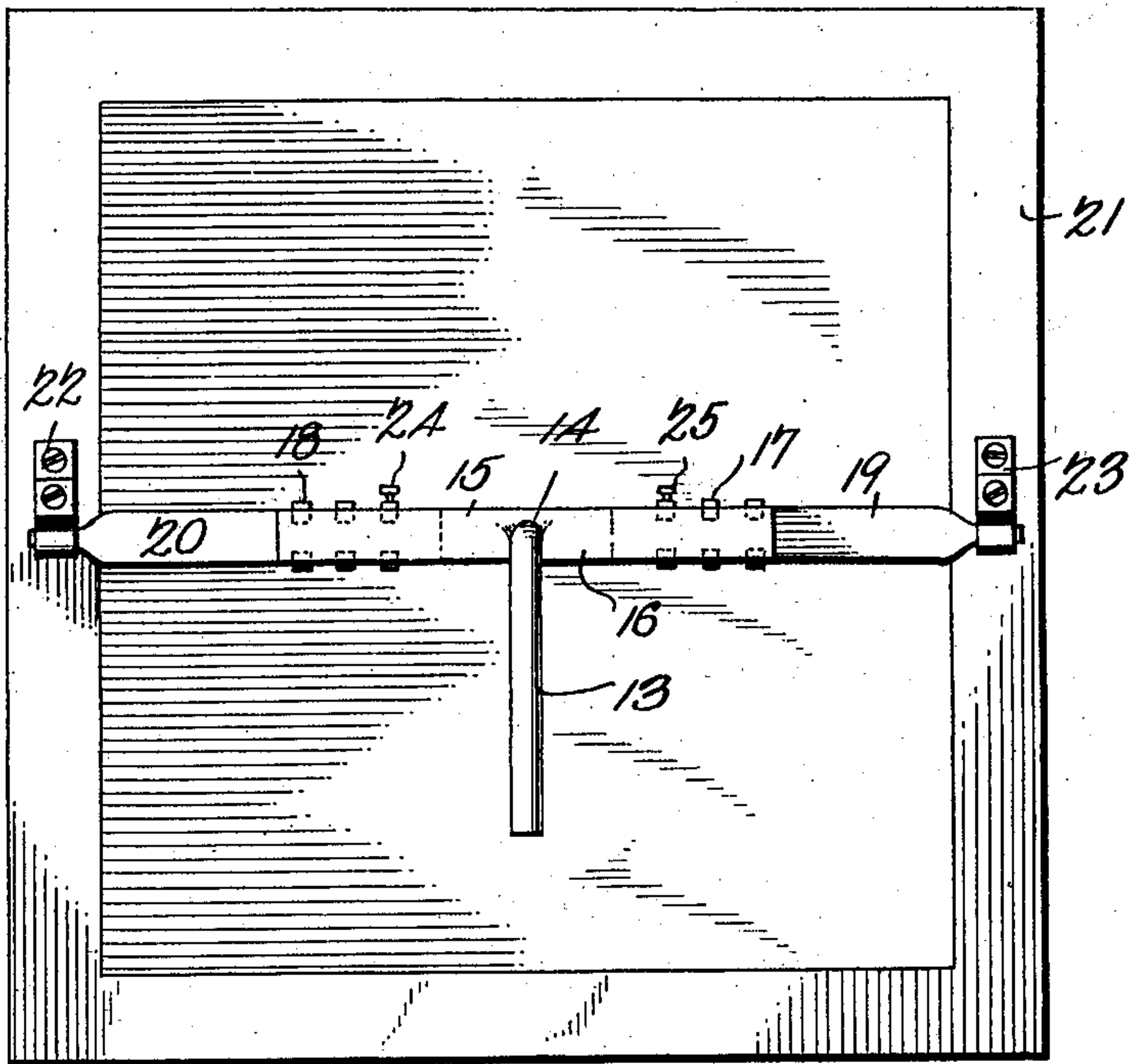
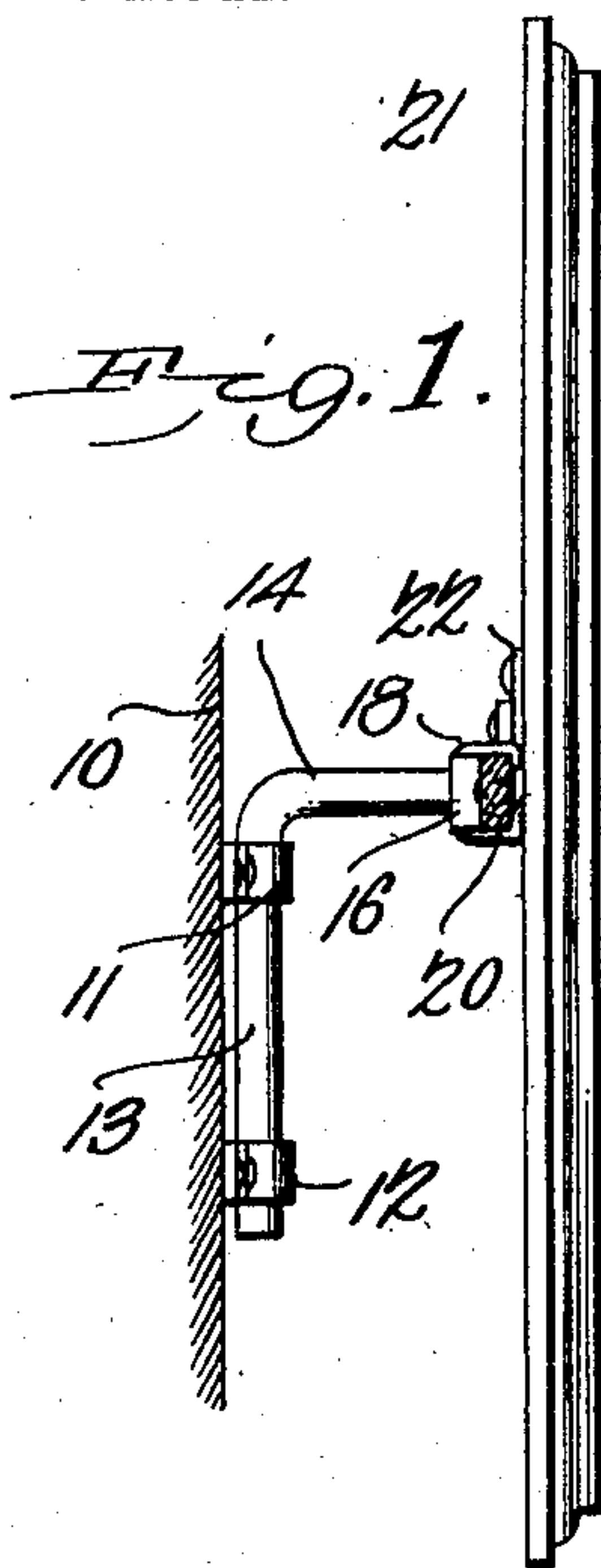


F. MANKEY.
MIRROR SUPPORT.

APPLICATION FILED JULY 2, 1903.

NO MODEL.



Witnesses
C. E. Stewart
C. H. Woodward

F. Mankey, Inventor.
by C. A. Snow & Co. Attorneys

UNITED STATES PATENT OFFICE.

FREDERICK MANKEY, OF WILLIAMSPORT, PENNSYLVANIA.

MIRROR-SUPPORT.

SPECIFICATION forming part of Letters Patent No. 753,896, dated March 8, 1904.

Application filed July 2, 1903. Serial No. 164,088. (No model.)

To all whom it may concern:

Be it known that I, FREDERICK MANKEY, a citizen of the United States, residing at Williamsport, in the county of Lycoming and State of Pennsylvania, have invented a new and useful Mirror-Support, of which the following is a specification.

This invention relates to devices employed for hanging mirrors and some forms of pictures or display-frames and similar articles, and has for its object to support the article in position to be adjusted to any desired angle; and the invention consists in certain novel features of construction, as hereinafter shown and described, and specified in the claims.

In the drawings illustrative of the invention, in which corresponding parts are denoted by like designating characters, Figure 1 is a side elevation. Fig. 2 is a plan view, and Fig. 3 is a rear view, of the device. Fig. 4 represents enlarged details in perspective of one of the lateral branches and its extension member detached.

The improved device may be attached to a fixed or movable support, as required, or as circumstances may determine. The support may be a wall, a movable standard or frame, or the like; but for the purpose of illustration the device is shown applied to a portion of a wall, (represented at 10.) It is obvious, therefore, that I do not wish to be limited in any manner to the form of the support, but reserve the right to its use wherever it may be found applicable.

Attached to the wall 10 are spaced sockets 11 12, in which an arm 13 is mounted for oscillation, the arm being formed with a branch 14, extending at right angles therefrom and terminating in lateral branches 15 16, as shown. The branches 15 16 are provided with clips 17 18, in which extension-arms 19 20 are adapted to be adjusted longitudinally of the branches, as shown. The free ends of the extension members 19 20 are in the form of journals, upon which the mirror or other object 21 is journaled by hangers or clips 22 23, attached to the rear side of the mirror or its frame, as shown. The extension members 19 20 provide for the adjustment to any width of mirror or other object, as will be obvious,

and some form of fastening means, such as set-screws 24 25, may be employed to lock the extension members in position. By this simple arrangement the mirror or other object is supported in position to swing laterally or horizontally and be caused to assume any desired angle or inclination.

The device will be found very convenient for dressing-mirrors or mirrors employed in millinery and dress-making establishments, tailor-shops, and similar localities, and may also be employed in stores to support various articles for display, and also to support pictures and similar objects which it is desired to adjust to the light to bring out the best effects.

The parts will be of any suitable metal and in any size or fanciful design and may be plated or otherwise ornamented to suit the taste or to correspond to the other fixtures or furniture of the apartment.

The device may be mounted upon a movable stand or frame to enable it to be moved from place to place and may be applied to any size or form of mirror or other object.

Having thus described the invention, what I claim is—

1. In a device of the class described, an arm mounted to swing horizontally and having lateral branches at its free end, extension members connected for adjustment longitudinally of said branches, and a mirror or other article to be supported mounted to swing upon said extensions, substantially as specified.

2. In a device of the class described, an arm mounted to swing horizontally and having lateral branches at its free end and with clips thereon, extension members engaged by said clips and adapted for adjustment therein longitudinally of said branches, and a mirror or other article to be supported mounted to swing upon said extension members, substantially as specified.

In testimony that I claim the foregoing as my own I have hereto affixed my signature in the presence of two witnesses.

FREDERICK MANKEY.

Witnesses:

J. ALLEN RHOADS,
L. W. SEAMON.