

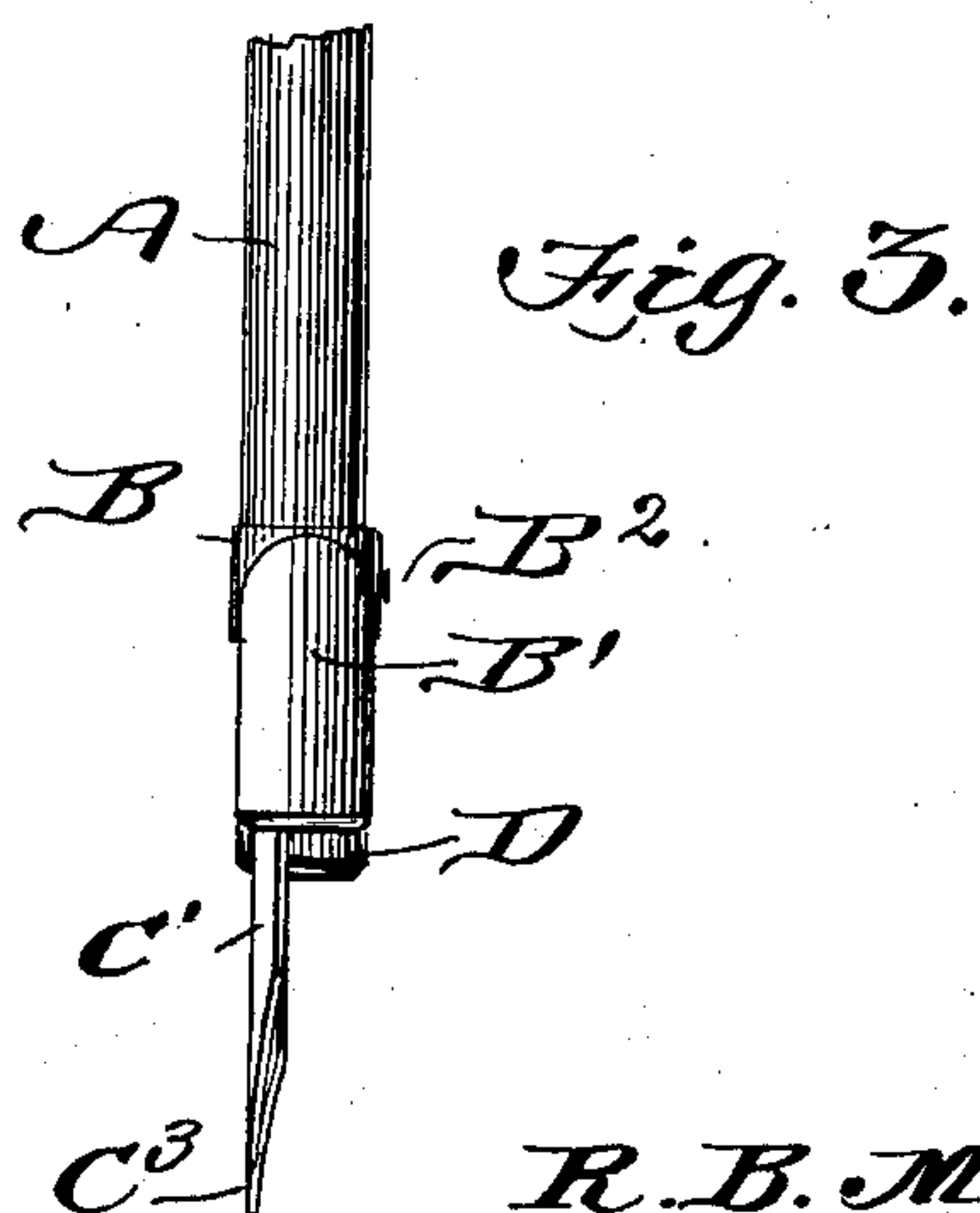
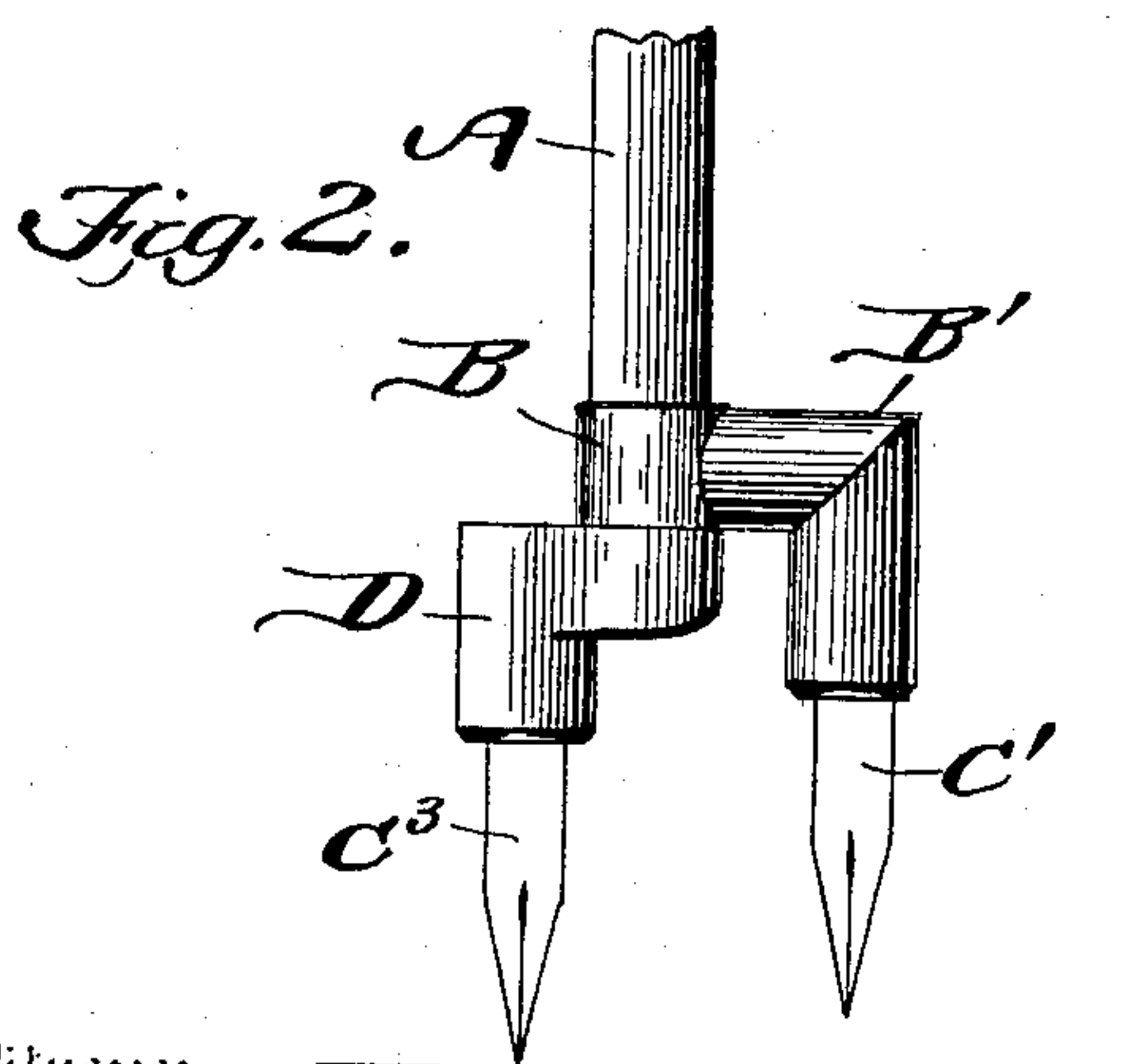
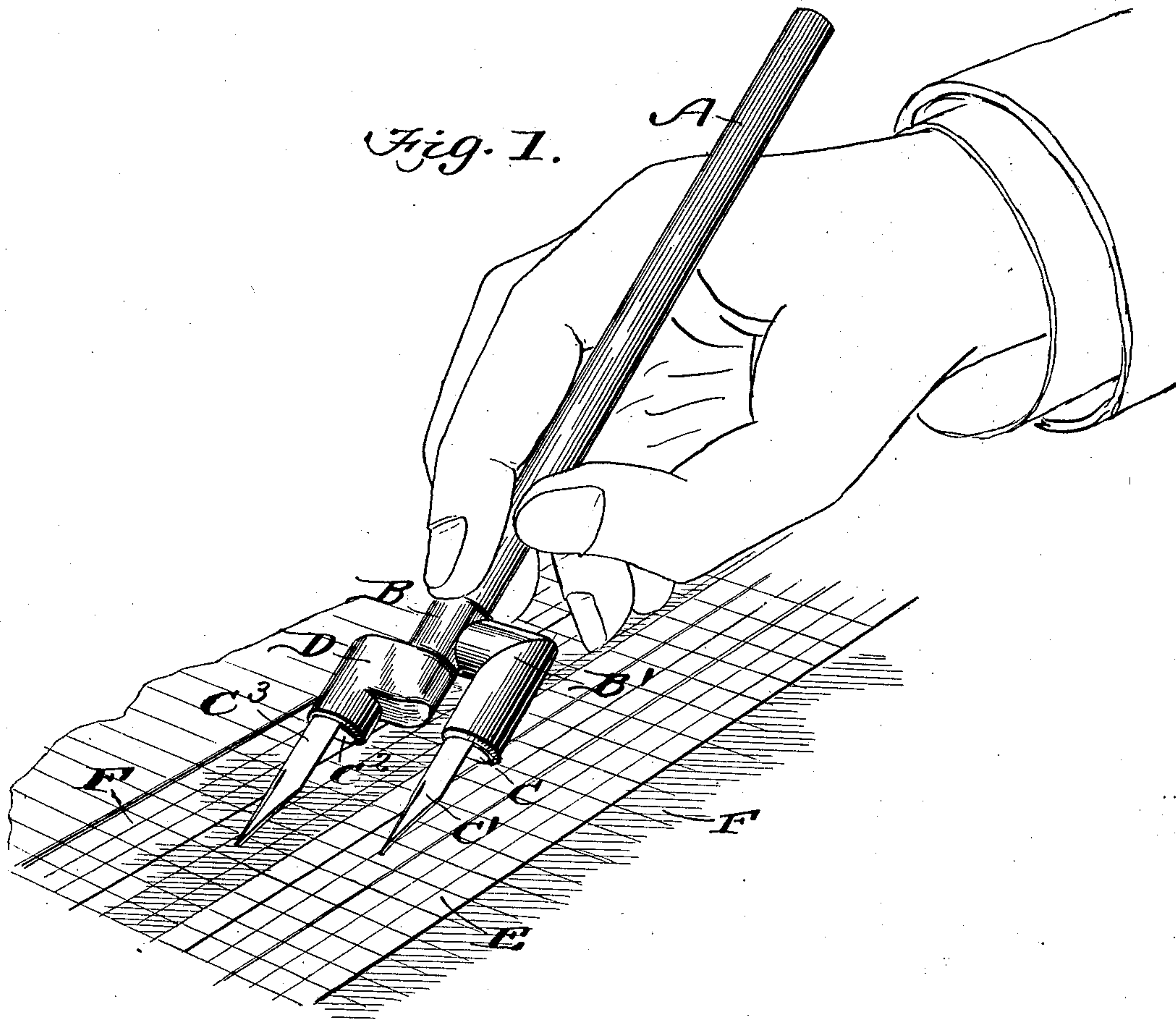
No. 753,607.

PATENTED MAR. 1, 1904.

R. B. McBEE.
PENHOLDER.

APPLICATION FILED JUNE 6, 1903.

NO MODEL.



Witnesses

W. H. Bloncel,
Clarence Shaw

By

O'Meara & Brook,

Inventor

R. B. McBee

Attorneys

UNITED STATES PATENT OFFICE.

RICHARD BRYCE McBEE, OF ARDMORE, INDIAN TERRITORY.

PENHOLDER.

SPECIFICATION forming part of Letters Patent No. 753,607, dated March 1, 1904.

Application filed June 6, 1903. Serial No. 160,374. (No model.)

To all whom it may concern:

Be it known that I, RICHARD BRYCE McBEE, a citizen of the United States, residing at Ardmore, Chickasaw Nation, Indian Territory, have invented a new and useful Penholder, of which the following is a specification.

My invention is an improvement in posting-pens, the object being a pen having a double point and adapted to simultaneously write duplicate columns of figures and which is also capable of being used in writing across a page, writing when so used duplicate lines one below the other.

My invention consists of the novel feature of construction and combination of parts described hereinafter, particularly pointed out in the claims, and shown in the accompanying drawings, in which—

Figure 1 is a perspective view showing my improved pen and the manner of using same. Fig. 2 is a detail face view in elevation, and Fig. 3 is a side elevation.

In the drawings, A represents the penholder, and B an adjustable sleeve fitting over same, and B² a set-screw in said sleeve, as shown in Fig. 3. Extending laterally from this sleeve is an elbow B', the lower end of the elbow being closed by the usual plug C, and the upper portion of a pen-point C' is held between the plug and wall of the elbow in the usual manner.

On the lower end of the holder is fitted an elbow D, oppositely arranged with reference to the elbow B' and fitted with a plug C² and pen-point C³. The lower end of the elbow D is below the plane of the lower end of the elbow B' when the penholder is held in a vertical position, and as the points are similar in size the point of the pen C³ will be below the point of pen C'. In writing, however, the penholder is held at an angle, and this inclination from the perpendicular throws the point C' on a plane to the rear of the point C³, as shown in Fig. 1. This construction enables

the writer to duplicate with the point C the matter written with the point C³. By placing a memoranda-slip so that one of its edges will lie adjacent and parallel to the line on which matter is to be written by the point C³ the point C' will rest on the slip and duplicate thereon the matter written on the line above referred to by the point C³.

In posting the pen is used as follows: A paper-carrier E is placed under ledger-line in column F, to which you contemplate posting, said carrier being to the left sufficiently far to allow the point C' to duplicate on the paper-carrier the work done by point C² in ledger-column F. As soon as you have registered the dollars and cents part of a posting terms, date, articles, &c., may be filled in with either point by simply raising the other, space the carrier, and proceed in the same manner until you have completed the required work. Now by totaling the amounts as shown by the paper-carrier and comparing said total with the total of the original entries it will be shown whether any erroneous postings have been made.

Having thus fully described my invention, what I claim as new, and desire to secure by Letters Patent of the United States, is—

1. A posting apparatus comprising a pen-staff, an adjustable sleeve carrying an elbow, an elbow arranged on the staff below the sleeve, and a pen-point carried by each elbow.

2. A posting apparatus comprising a pen-staff, a sleeve on the staff, an elbow extending laterally from said sleeve a pen-point carried by said elbow, an elbow carried by the lower end of the staff, and a pen-point carried by the last-mentioned elbow, the said point projecting below the plane of the point first mentioned when the points are held in a vertical position.

RICHARD BRYCE McBEE.

Witnesses:

H. S. TILLINGHAST,
JNO. T. NECHOLS.