

No. 753,601.

PATENTED MAR. 1, 1904.

A. R. MENSING.

PERMANENT MEMORANDUM FOR HOUSEHOLD USE.

APPLICATION FILED APR. 13, 1903.

NO MODEL.

Fig. 2.

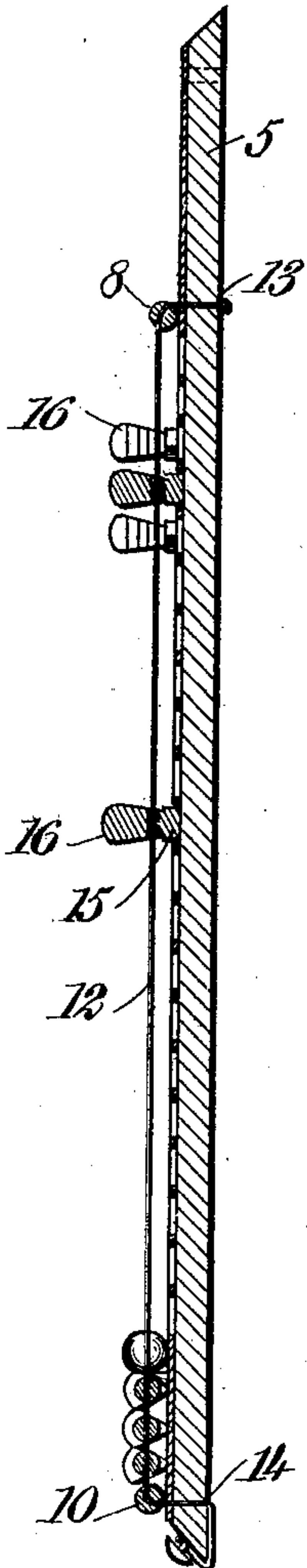


Fig. 1.

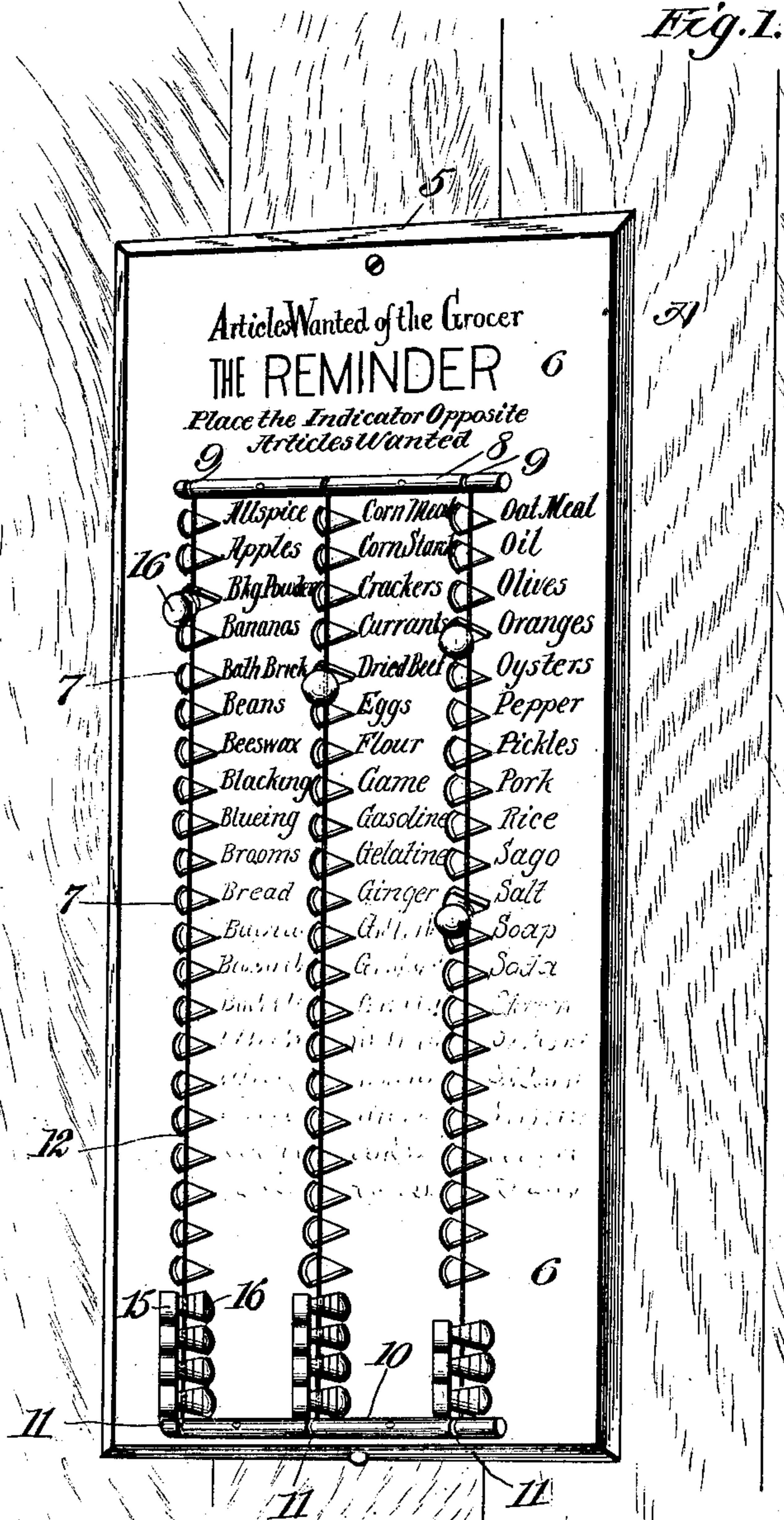
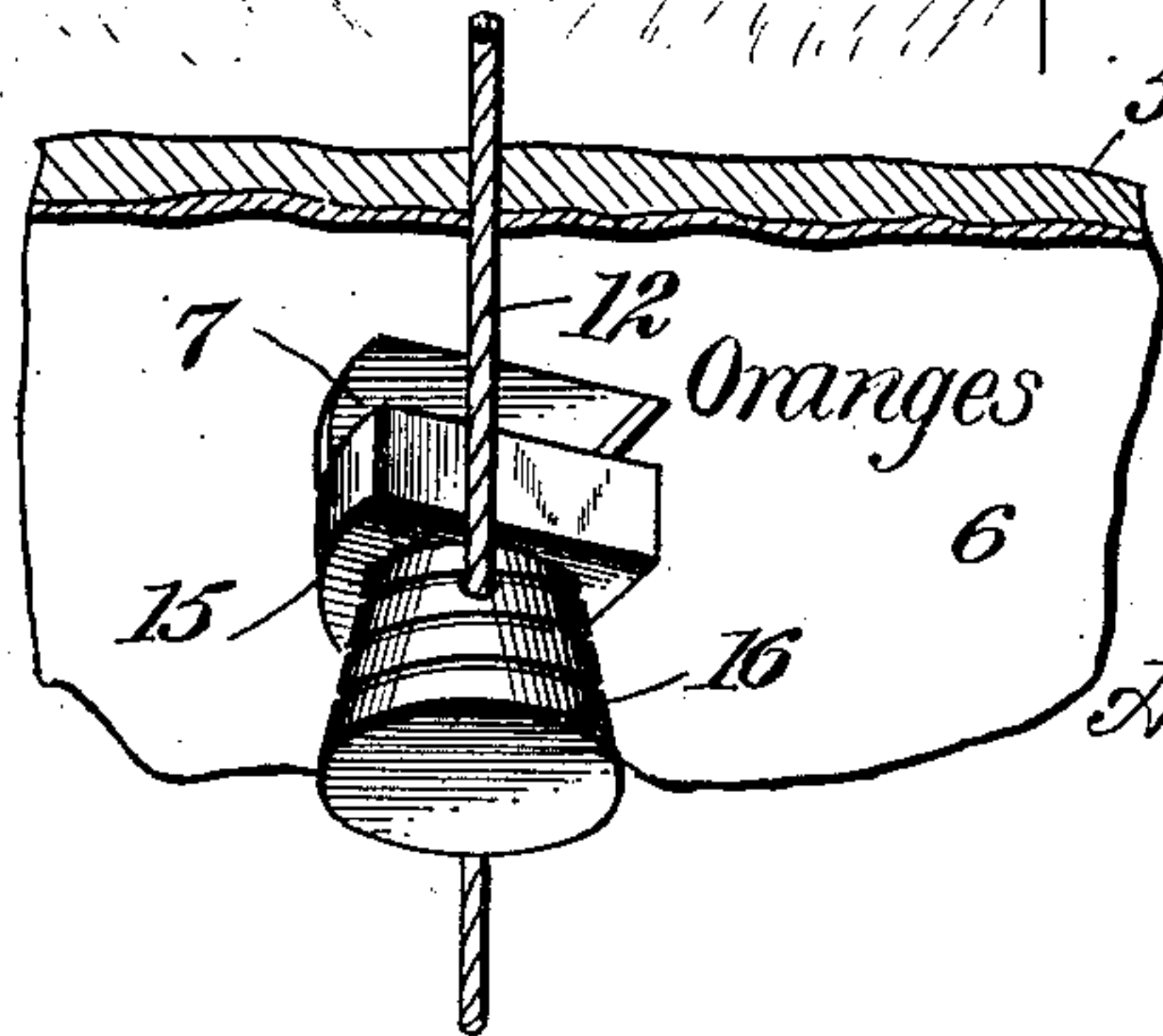


Fig. 3.



WITNESSES:

Paul Hunter
R. B. Caramagh

INVENTOR

Anthony R. Mensing

BY *Mumme*

ATTORNEYS.

UNITED STATES PATENT OFFICE.

ANTHONY ROBERT MENSING, OF CHICAGO, ILLINOIS.

PERMANENT MEMORANDUM FOR HOUSEHOLD USE.

SPECIFICATION forming part of Letters Patent No. 753,601, dated March 1, 1904.

Application filed April 13, 1903. Serial No. 152,384. (No model.)

To all whom it may concern:

Be it known that I, ANTHONY ROBERT MENSING, a citizen of the United States, and a resident of Chicago, in the county of Cook and State of Illinois, have invented new and useful Improvements in Permanent Memoranda for Household Use, of which the following is a full, clear, and exact description.

This invention relates to certain novel and useful improvements in permanent memoranda, and has particular application to a device which shall act as a reminder of goods desired for domestic use.

The principal object I have in view is to provide a simple and compact article of the type described which may be secured to a door or wall in a room where it may be easily and conveniently reached and will always be in plain view to remind the household of articles desired.

With the above and other objects of a similar nature in view the invention consists in the construction, combination, and arrangement of parts, as is described in this specification, delineated in the accompanying drawings, and set forth in the annexed claims.

Reference is to be had to the accompanying drawings, forming a part of this specification, in which similar characters of reference indicate corresponding parts in all the figures.

Figure 1 is a perspective view of a device embodying my improvement. Fig. 2 is a vertical sectional view taken through the same, and Fig. 3 is an enlarged detail view of one of the memorandum pins or pegs and a portion of the memorandum-board.

In the accompanying drawings, wherein an embodiment of the invention is shown, 5 designates the base or body portion of the device, which may be formed of any suitable material—such as wood, pasteboard, paper, or tin—and is adapted to be secured to any convenient surface A. This board, which may be of any shape or size to meet the conditions required, is adapted to have formed in its upper outer face 6 a series of apertures or slots 7, which are preferably formed in vertical rows somewhat spaced apart, each aperture having written opposite or in a horizontal line therewith the name of a certain article—such, for instance, as allspice, apples, bananas, &c.,

Secured to the base-board immediately above the rows of apertures is a rod or strip 8, having notches 9 formed therein. A similar rod 10 is attached to the base-board, near the bottom thereof, and beneath the rows of apertures, such rod having also a number of grooves 11 cut therein. A number of cords or wires, as shown at 12, are secured at their ends to the upper and lower rods, there being one wire or cord for each row of apertures, these cords being adapted to lie directly over such apertures and pass through the grooves in the rods, the ends of said cords being firmly secured or attached to the base-board, as shown at 13 and 14. Strung upon the cords are a number of indicating-pegs formed as clearly shown in Fig. 3. The peg or pin comprises the lower body portion 15, which is of such shape to fit snugly within the apertures, said portion 15 having a knob or handle 16 secured thereto, the knob being bored or apertured transversely to permit the passage of the cord 12 and also to allow the peg to slide up and down upon said cord.

From the above description, taken in connection with the accompanying drawings, the construction and operation of my improved reminder will be readily understood. If the householder desires to order from the grocer any article—such as baking-powder, dried beef, or oranges—one of the pegs is moved upward upon the cord or wire and is inserted within the aperture, as clearly shown in Figs. 1 and 2. When the dealer calls, the householder will know that any article having a peg in the slot opposite is needed and will order the same.

Having thus described my invention, I claim as new and desire to secure by Letters Patent—

1. A device of the class described, comprising a body portion having a series of apertures therein, each aperture having the name of a household article written opposite, a cord secured to the body portion and extending over said apertures, and pegs movable upon said cord and adapted to be inserted within the aperture opposite the name of an article wanted, substantially as set forth.

2. A device of the class described, comprising a body portion having rows of apertures formed therein, said rows being spaced apart,

the body portion having written thereon opposite each aperture the name of an article desired, rods secured to the body portion immediately above and below the rows of apertures,
5 means secured to said rods and arranged adjacent to the apertures, and pegs slidable upon said means and adapted to be inserted within said apertures, substantially as set forth.

In testimony whereof I have signed my name to this specification in the presence of two subscribing witnesses.

ANTHONY ROBERT MENSING.

Witnesses:

MARTIN JOSEPH BURNS,
JOSEPH THREM.