

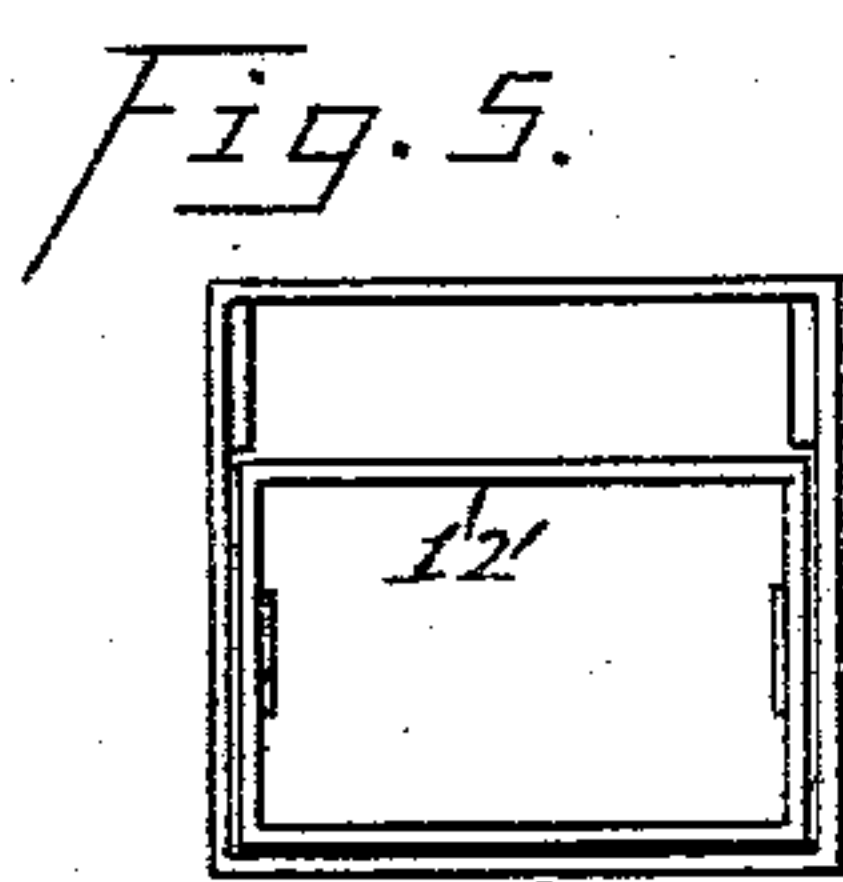
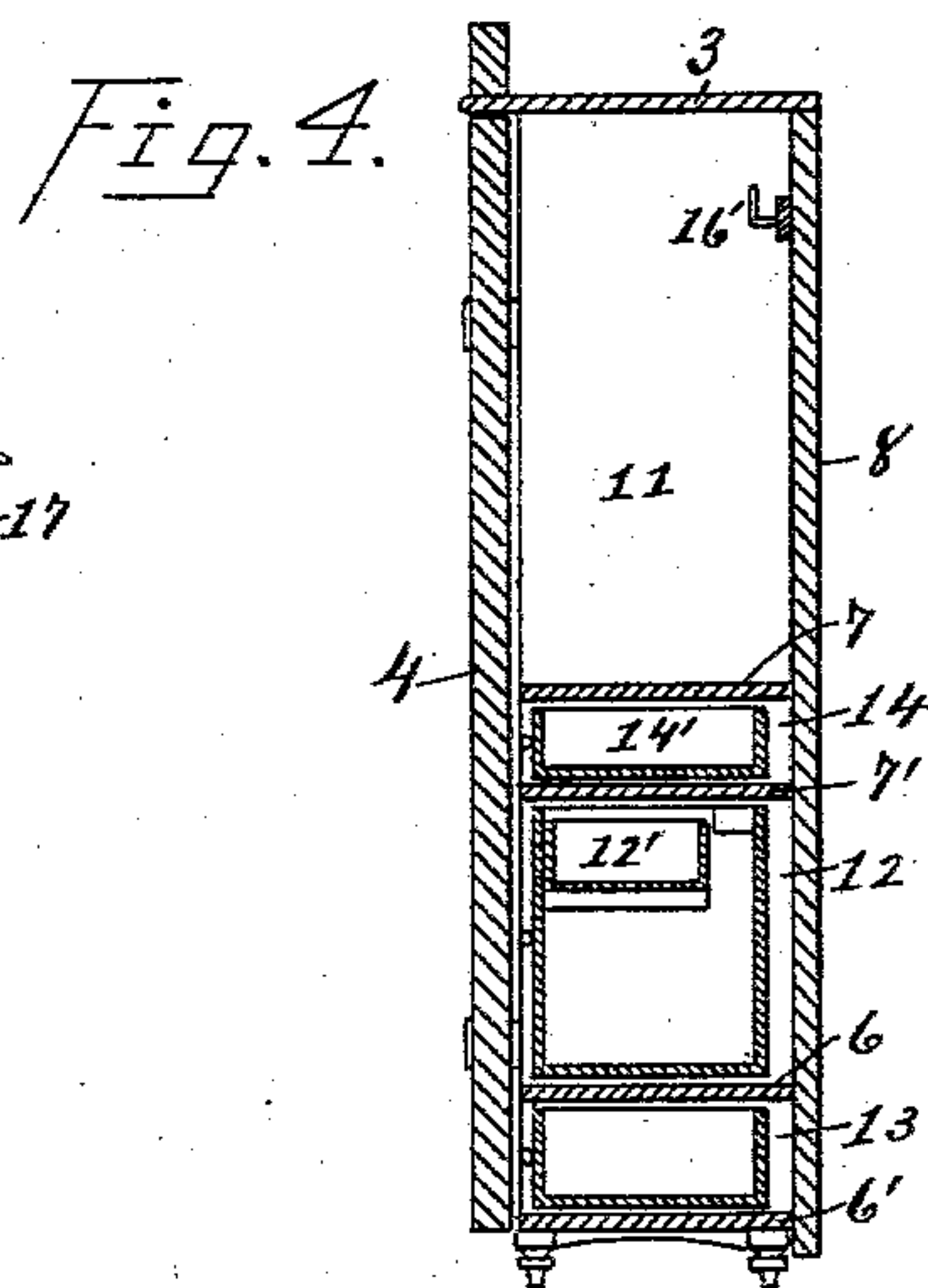
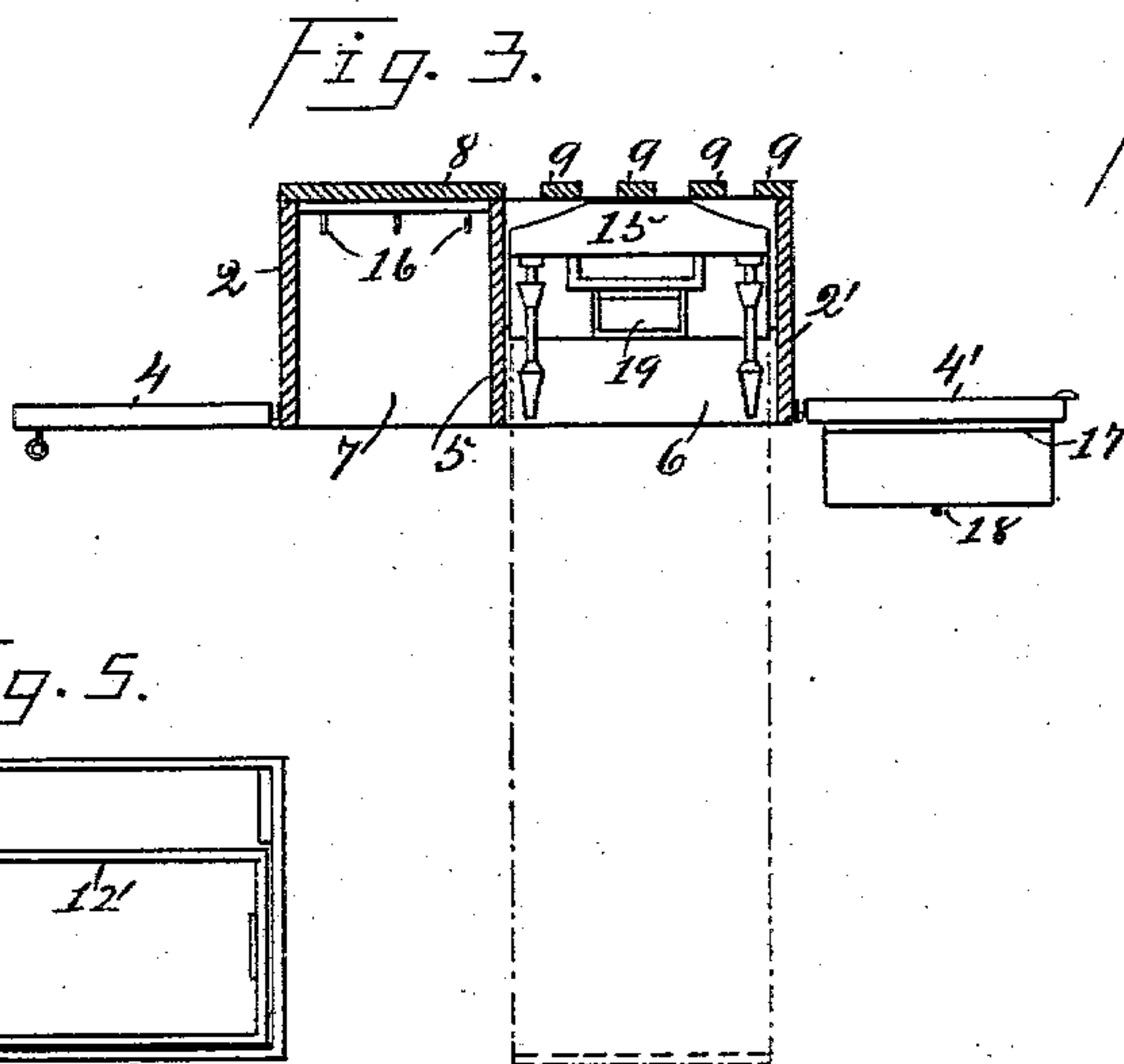
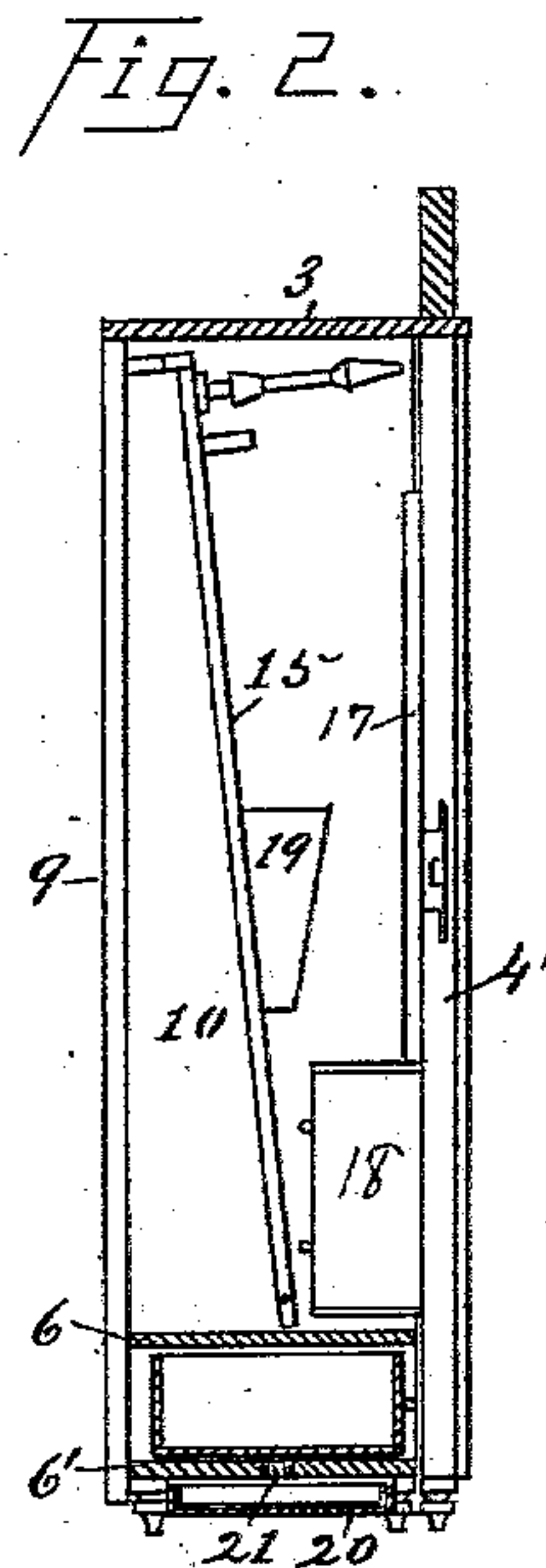
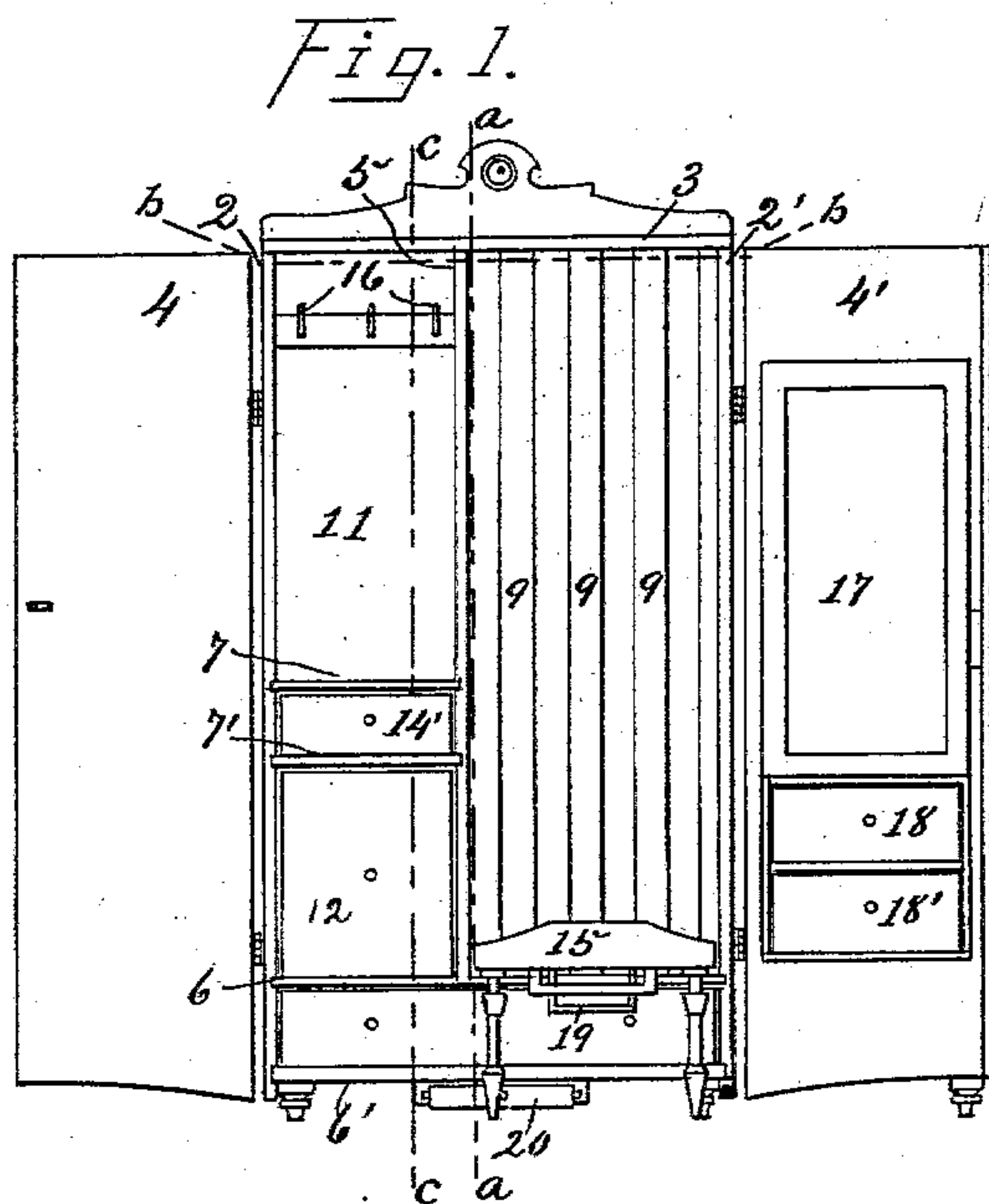
No. 753,462.

PATENTED MAR. 1, 1904.

S. AUSTIN.
COMBINED WARDROBE AND BED.

APPLICATION FILED JUNE 11, 1902.

NO MODEL.



Witnesses:

John Bergesen
G. M. Copenhagen.

Inventor:

Sallie Austin

UNITED STATES PATENT OFFICE.

SALLIE AUSTIN, OF NEW YORK, N. Y.

COMBINED WARDROBE AND BED.

SPECIFICATION forming part of Letters Patent No. 753,462, dated March 1, 1904.

Application filed June 11, 1902. Serial No. 111,205. (No model.)

To all whom it may concern:

Be it known that I, SALLIE AUSTIN, a citizen of the United States, and a resident of New York, Manhattan borough, in the county and State of New York, have invented certain new and useful Improvements in a Combined Wardrobe and Bed, which improvements are fully set forth in the following specification and accompanying drawings.

In the drawings, Figure 1 is a front elevation of a combined article of furniture embodying my improvements, the doors being shown open and the bed portion in its lower position. Fig. 2 is a vertical section as on the line *a a* of Fig. 1. Fig. 3 is a horizontal section as on the line *b b* of Fig. 1. Fig. 4 is a vertical section as on the line *c c* of Fig. 1. Fig. 5 is a detail plan view showing the interior arrangement of one of the elements of my improved wardrobe and bed.

Similar reference-numerals denote like parts throughout the several views of the drawings.

This invention relates to improvements in articles of furniture of that class commonly known each as a "combined wardrobe and bed;" and its object is to provide a structure of the character indicated which shall be simple, cheap, and novel as regards construction, efficient in operation and practical service, and which shall possess certain well-defined advantages over prior analogous contrivances.

The invention consists in the novel arrangement and assemblage of the various parts of the structure as a whole and in certain combinations and details of construction, whereby the attainment of the above-named advantages is rendered practicable, and all as will be specifically referred to hereinafter and set forth in the appended claims.

In the accompanying drawings I have shown that form of my combined closet, trunk-holder, bureau, and folding bed which I at present prefer, although in some particulars the same may be modified to some extent.

When the parts are all in their normal, folded, or closed positions, the structure as a whole has the appearance of a wardrobe or portable closet more or less similar to those of the ordinary sort. It is made with the side walls 2 2', the top or cover 3, the doors

4 4', the interior vertical wall or partition 5, the horizontal bottom portions 6 6', the shorter horizontal partitions 7 7' between the side wall 2 and the partition 5, the intact back wall 8, which effectually closes the space between the walls 2 and 5, and the separated bars 9 at the rear of the compartment 10 between the walls 2' and 5. The parts specified provide a plurality of chambers or compartments 10, 11, 12, 13, and 14. In the compartment 10 there is mounted the folding bed, (indicated as a whole by the numeral 15.) It is hinged on an axis near the bottom of the compartment 10 and comprises a suitable framework having legs or supports at the free end thereof, together with bedding of any suitable sort, all so arranged as to permit the bed as a whole to be readily folded up into the compartment 10, the bedding being held from escaping backward by means of the aforesaid bars 9. The bars 10 are separated or arranged with ventilating-spaces between them, to the end that there shall be a free circulation of air in the compartment where the bedding is held. The compartment 11 is so constructed as to be adapted for use as a wardrobe or for the hanging of clothing, it being provided with a series of hooks, as 16, for this purpose. The compartment 12 is constructed so as to hold a trunk or other analogous box or package, or the same may be provided with suitable supports whereon may be placed trays or boxes, as 12', of the character of those commonly used in trunks. The compartment 13 coincides in length with the entire inside width of the structure as a whole, the said compartment extending from the side wall 2 to the side wall 2' and being adapted to contain long articles of clothing or the like. Compartment 14 is designed to contain a drawer, as 14'.

The door 4' is constructed to serve also as a bureau, there being attached to it a mirror, as 17, of any suitable form and a series of drawers, as 18 18', below the mirror and adapted to contain articles of the sort usually stored in the drawers of such an article of furniture.

The compartment 10 is of such dimensions and the bed 15 is so arranged therein that when in its folded position there will be ample

space within the compartment 10 and in front of said bed into which the parts constituting the bureau may be readily folded, and the space between the bed 15 and the mirror 17 and above the drawers 18 and 18' is utilized by securing to the said bed one or more drawers, pockets, or receptacles, such as shown at 19.

At the under side of the bottom portion 6' there is located a drawer or receptacle 20, designed to contain fumigation material, from which receptacle, as by way of the opening 21, gases or the like are allowed to escape, and thus serve to fumigate the structure as a whole.

I am aware of the fact that combined wardrobe and folding-bed cabinets have been heretofore made or proposed and do not, therefore, broadly claim such a structure as of my invention; but I believe myself to be the first to provide a structure of the character specified wherein all of the available space is utilized for folding or keeping in handy positions the numerous articles referred to herein and which shall have only two hinged parts similar to wardrobe-doors and to allow a perfect ventilation and fumigation of the bedding when in its folded position.

It will be seen that my improved combined wardrobe and bed is particularly well adapted for the purpose for which it is designed, and, further, that the same may be modified to some

extent without departing from the principle and spirit of my invention.

Having fully described my invention, what I claim, and desire to secure by Letters Patent, is—

1. An article of furniture of the class herein described comprising a ventilated bed-compartment, a bed vertically movable on an axis near the bottom of said compartment, a door for closing the front of said compartment and a removable fumigating device at the lower extremity of the structure, said device having an outlet-aperture.

2. An article of furniture of the class herein described comprising a cabinet, a ventilated bed-compartment therein, drawers in compartments of the cabinet; doors, 4 4', for closing the front of the structure; a bed vertically movable on an axis near the bottom of said bed-compartment and having at its under side a receptacle or pocket, 19; a bureau attached to the inner face of the door designed to close the front of said bed-compartment, drawers 18 18'; and a removable fumigating device at the lower extremity of said structure with an outlet-aperture therein.

SALLIE AUSTIN.

Witnesses:

FLORA RAYMOND,
W. B. ACKER.