

No. 753,335.

PATENTED MAR. 1, 1904.

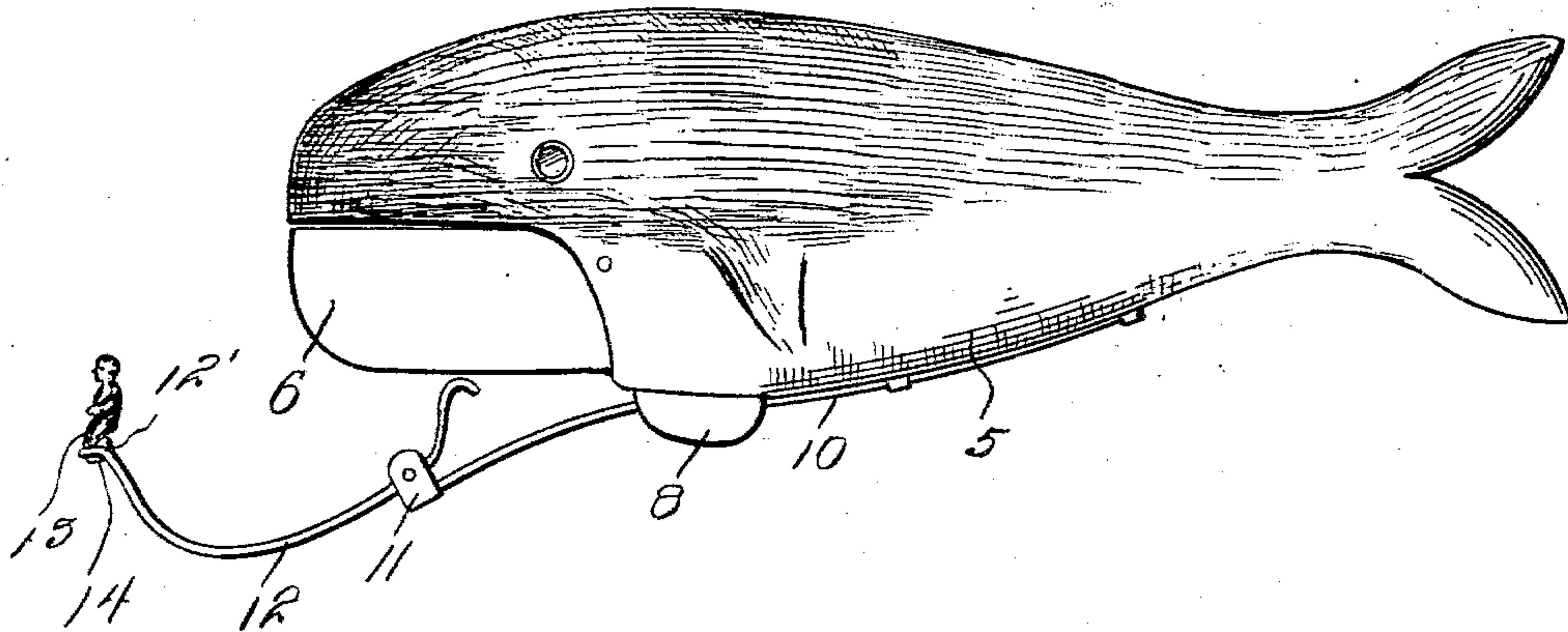
A. P. WARD.

TOY.

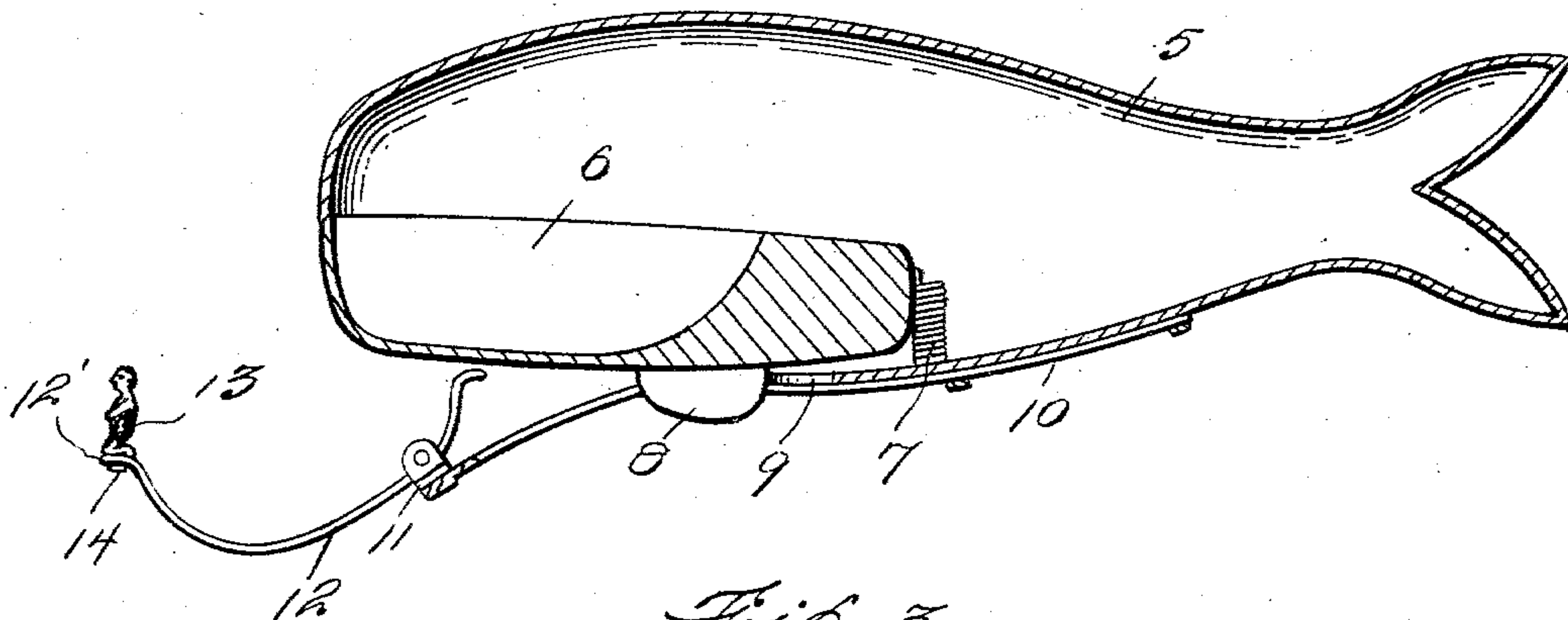
APPLICATION FILED JULY 27, 1903.

NO MODEL.

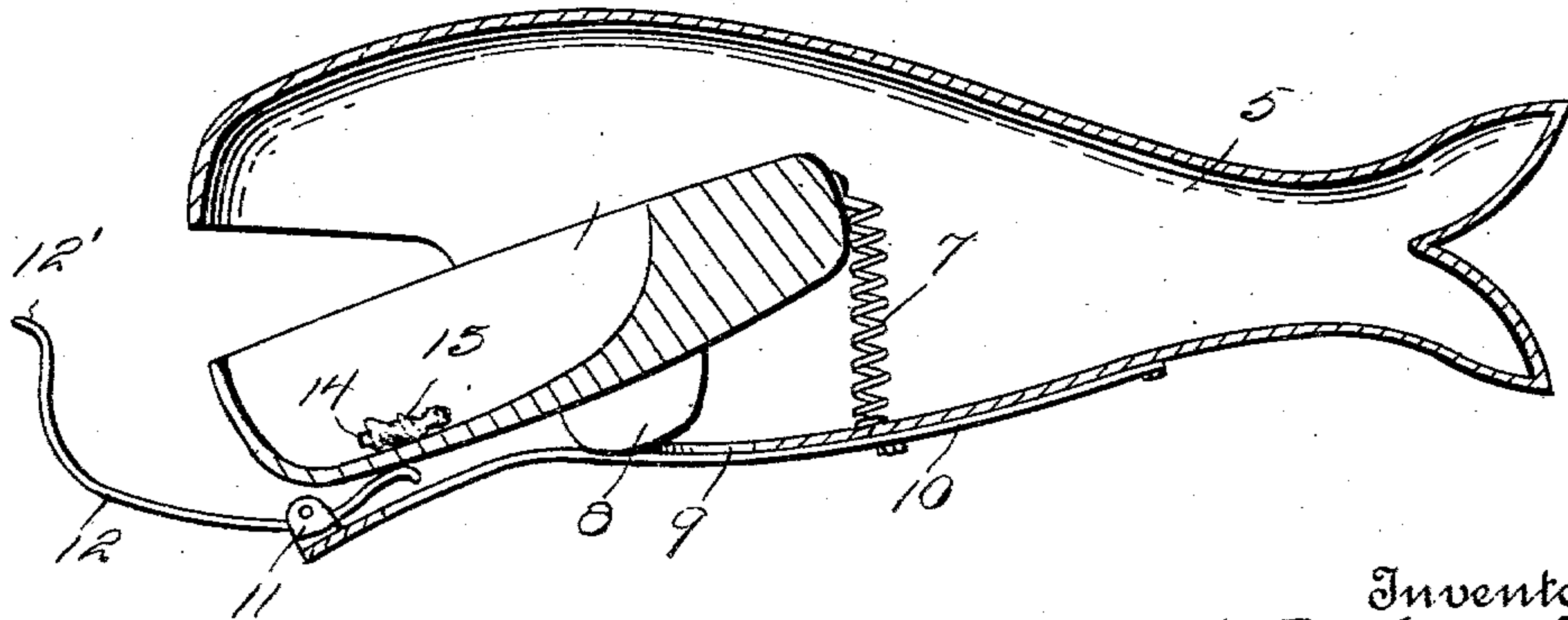
*Fig. 1.*



*Fig. 2.*



*Fig. 3.*



Witnesses  
*W. Simpson*  
*S. Leonard*

Inventor  
*A. P. Ward*  
By  
*Charles Chandler*  
Attorneys



# UNITED STATES PATENT OFFICE.

ARTHUR P. WARD, OF NEW YORK, N. Y.

## TOY.

SPECIFICATION forming part of Letters Patent No. 753,335, dated March 1, 1904.

Application filed July 27, 1903. Serial No. 167,168. (No model.)

*To all whom it may concern:*

Be it known that I, ARTHUR P. WARD, a citizen of the United States, residing at New York, in the county of New York and State of New York, have invented certain new and useful Improvements in Toys; and I do hereby declare the following to be a full, clear, and exact description of the invention, such as will enable others skilled in the art to which it appertains to make and use the same.

This invention relates to toys; and it has for its object to provide an article of this nature representing a whale and a man, the whale being equipped with a mechanism for supporting the man or image in front of it and for automatically throwing the man or image into the mouth of the whale when the latter is opened.

In the drawings forming a portion of this specification in which like numerals of reference indicate similar parts in the several views, Figure 1 is a side elevation of the toy with the image in position to be thrown into the mouth of the whale. Fig. 2 is a vertical section taken longitudinally through Fig. 1. Fig. 3 is a view similar to Fig. 2, showing the parts in the positions that they assume when the image is thrown into the mouth of the whale.

Referring now to the drawings, there is shown the present toy consisting of the representation of a fish, (illustrated at 5,) the fish being hollow and having its lower jaw 6 inserted with its rear end in the body and pivoted therein, so that it may be raised and lowered to close and open the mouth of the whale. A helical spring 7 is attached at its ends to the upper corner of the inner end of the jaw and to the lower wall of the body, respectively, so that the lower jaw is held normally and yieldably in closed position. A finger-piece 8 is attached to and depends from the inner end portion of the lower jaw of the whale and passes through the slot 9, formed in the under side of the body of the whale, so that by pressing this finger-piece rearwardly and upwardly the lower jaw of the whale will be lowered or opened.

Secured to the under side of the body of the whale is a rod 10, which extends forwardly, and its front end terminates beneath the lower jaw

of the whale, where it is provided with ears 11. Between the ears 11 is pivoted a U-shaped bar or wire 12, the rear end of which lies below and in close proximity to the lower jaw of the whale, while its forward end projects beyond the front end of the jaw of the whale and terminates in a horizontal loop 12'. When the lower jaw of the whale is moved with its front end downwardly, it strikes the rear end of this U-shaped wire or bar, and the front end thereof is swung upwardly and rearwardly until the loop is in substantially vertical position with its axis in a plane between the jaws of the whale, as illustrated in Fig. 3 of the drawings.

An image 13 is provided and represents Jonah in the Biblical story of Jonah and the whale. Secured to the feet of this image is a pin 14, which is passed through the loop 12', and holds the figure or image in erect position when the parts are as illustrated in Figs. 1 and 2. When the finger-piece on the lower jaw is operated, as above described, the lower jaw is swung downwardly at its forward end to open the mouth of the whale, and the wire or rod 12 is swung pivotally and raises the image until the rear end of the wire or rod strikes the supporting-rod 10. The momentum of the image causes it to disengage its pin from the loop 12', and the image continues in its movement through the mouth and into the body of the whale. When the finger-piece is released, the mouth of the whale closes, and the pivoted rod or rocker returns to its normal position by reason of the location of the pivot thereof nearer to its rear end than to its front end.

It will be understood that in practice modifications of the specific construction shown may be made and that any suitable materials and proportions may be used for the various parts without departing from the spirit of the invention.

What is claimed is—

1. A toy comprising a hollow body representing a whale having a pivoted jaw movable into open and closed position, and a pivoted rocker having one end disposed beneath and in the path of movement of the pivoted jaw into open position, the opposite end of the



rocker being formed to support an object and movable into position to precipitate an object into the body when the rocker is moved by contact of the pivoted jaw therewith.

- 5 2. A toy comprising a hollow body representing a whale having a pivoted jaw movable into open and closed position, means for holding the movable jaw normally and yieldably in closed position, a finger-piece attached to  
10 the movable jaw, a support attached to the body, a rocker pivoted to the support, said rocker having one end disposed in the path of opening movement of the pivoted jaw for engagement and movement thereby and the other

end of the rocker having a loop formed there- 15  
in and disposed for movement into position before the open mouth, and an image having a pin loosely engaged in the loop, said image being movable with the rocker into position  
between the jaws when the lower jaw is moved 20  
into open position.

In testimony whereof I affix my signature in presence of two witnesses.

ARTHUR P. WARD.

Witnesses:

C. A. MOUNTJOY,  
LAWRENCE J. TOOHERT.