

No. 753,254.

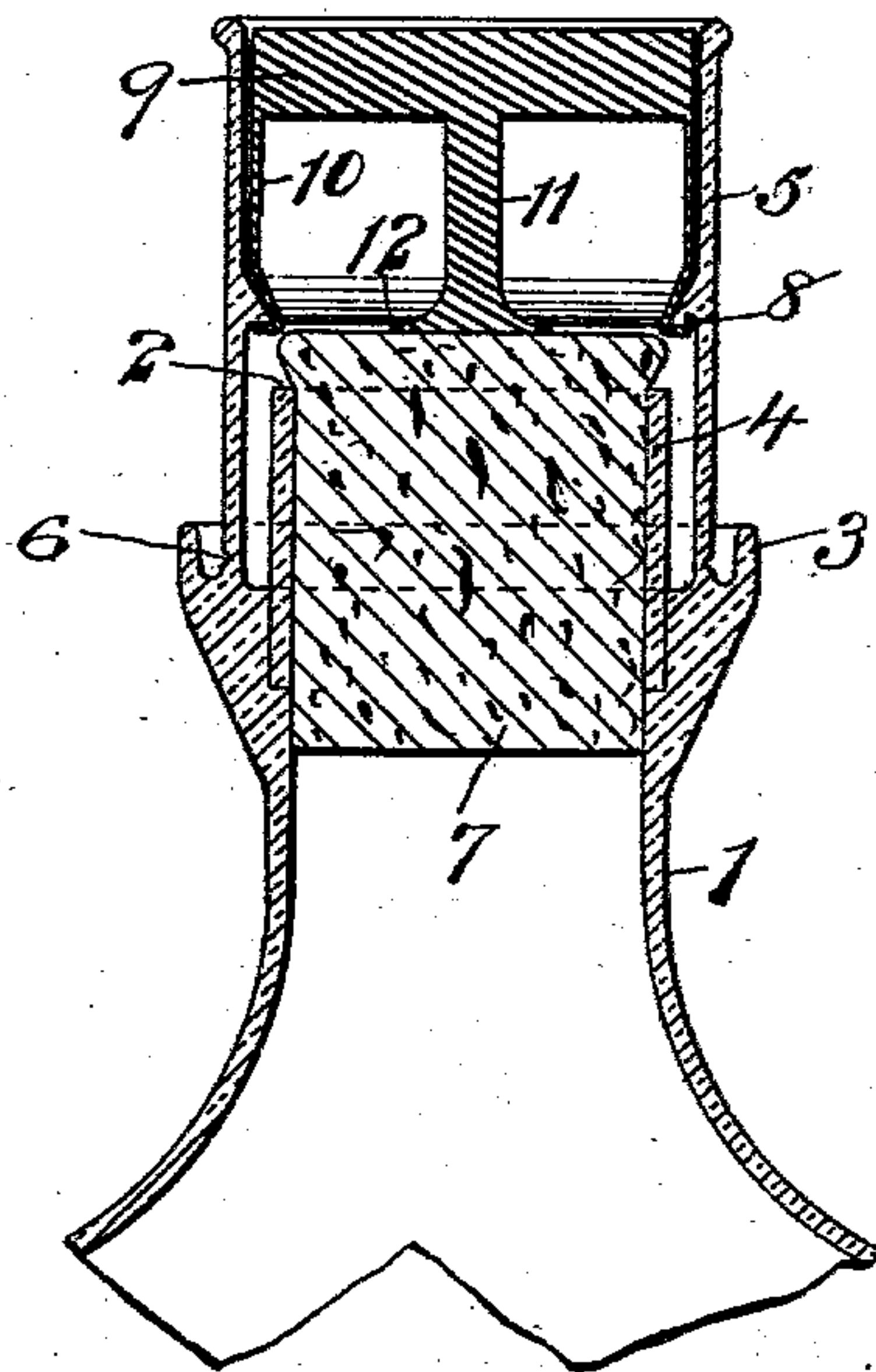
PATENTED MAR. 1, 1904.

A. GAUL, JR.  
BOTTLE CLOSURE.

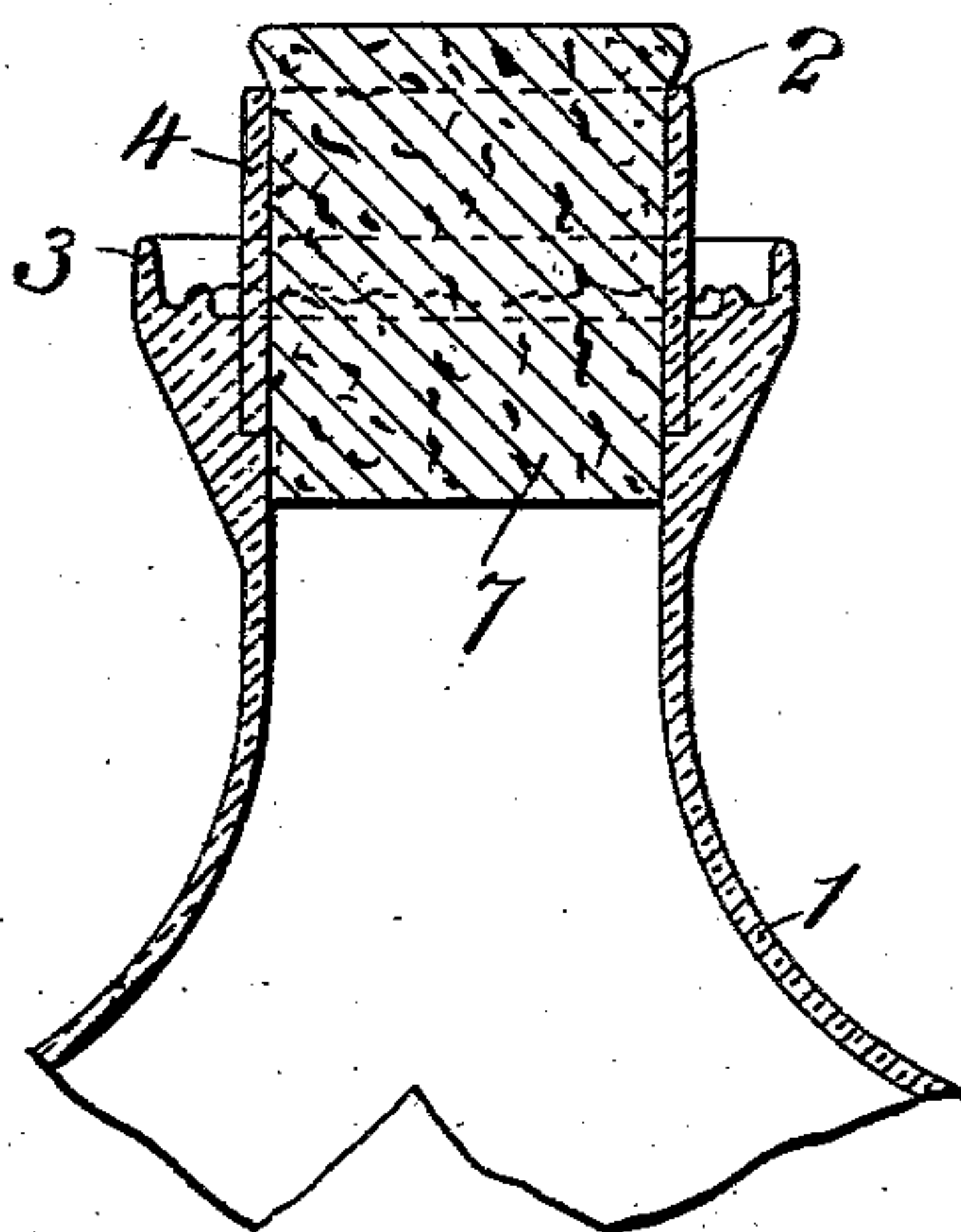
APPLICATION FILED MAY 21, 1903.

NO MODEL.

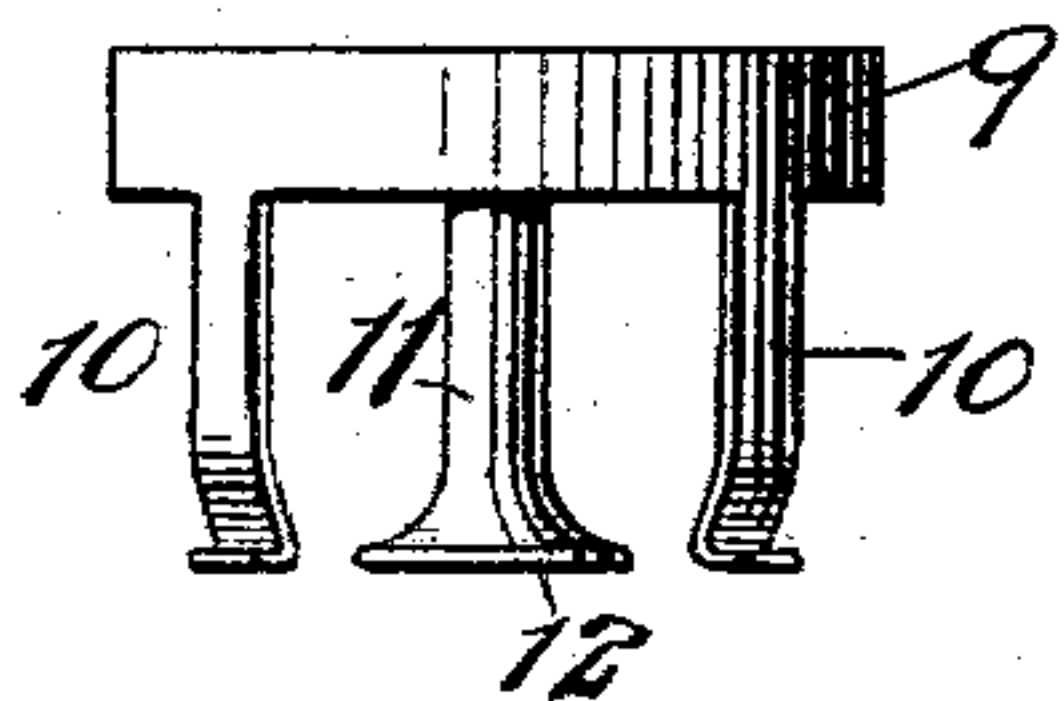
*Fig. 1.*



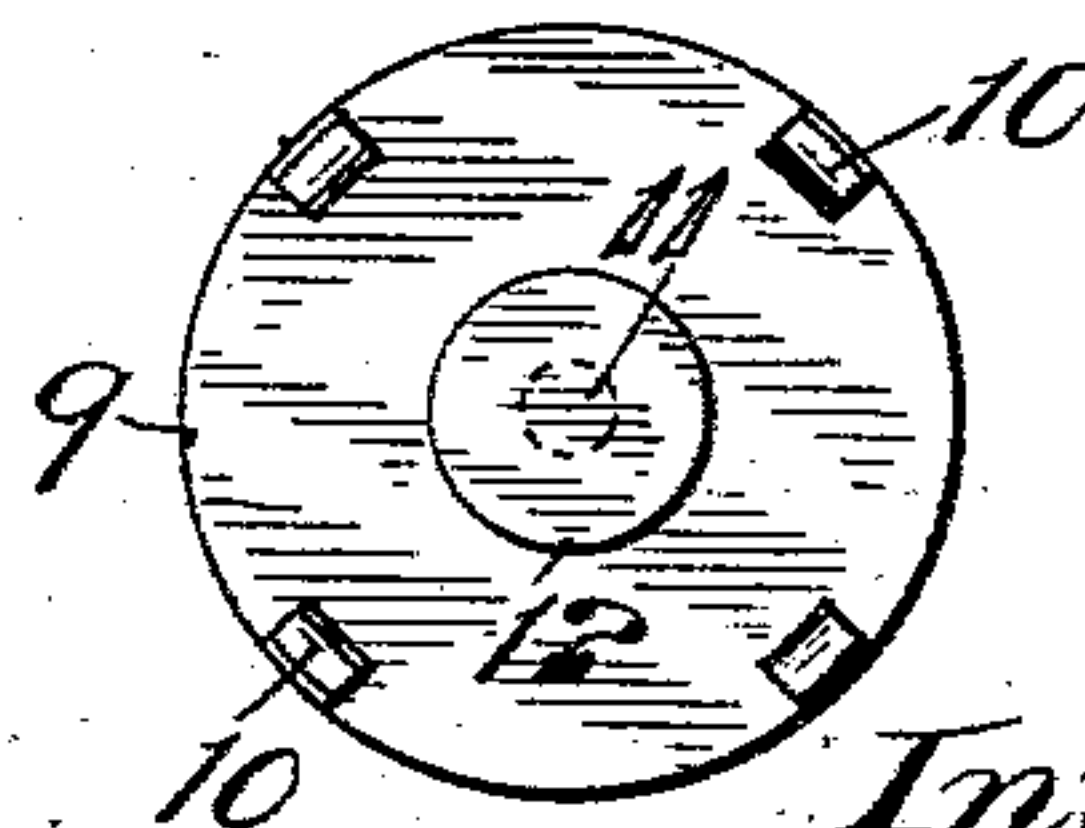
*Fig. 2.*



*Fig. 3.*



*Fig. 4.*



*Witnesses:-*

*George Barry Jr.*  
*Henry Thieme*

*Inventor:-*

*Andrew Gaul Jr.*  
*by attorneys*  
*Brown & Seward*



# UNITED STATES PATENT OFFICE.

ANDREW GAUL, JR., OF NEW YORK, N. Y.

## BOTTLE-CLOSURE.

SPECIFICATION forming part of Letters Patent No. 753,254, dated March 1, 1904.

Application filed May 21, 1903. Serial No. 158,073. (No model.)

*To all whom it may concern:*

Be it known that I, ANDREW GAUL, JR., a citizen of the United States, and a resident of the borough of Brooklyn, in the city and State of New York, have invented a new and useful Improvement in Bottle-Closures, of which the following is a specification.

My invention relates to an improvement in bottle-closures, and has for its object to provide certain improvements in that class of bottle-closures wherein a portion of the neck of the bottle must be broken to release the cork, so as to permanently disfigure the bottle, and thus prevent the fraudulent or deceptive use of the bottle.

A practical embodiment of my invention is represented in the accompanying drawings, in which—

Figure 1 represents the upper portion of a bottle in vertical central section with the parts in their closed position. Fig. 2 is a similar view showing the upper neck-section broken off to permit access to the cork engaging the lower neck-section. Fig. 3 is a view in side elevation of the locking-cap, and Fig. 4 is an inverted plan view of the same.

The lower neck-section is denoted by 1, and it is provided a short distance below its mouth 2 with an upwardly-projected peripheral guard 3. The mouth portion 4 of the lower neck-section 1 may be made separate from the other portion of the neck and secured permanently in position therein. A frangible upper neck-section 5 has a weakened portion 6 adjacent to the point where it leaves the inner section, which weakened portion is located between the mouth portion 4 and guard 3 of the lower neck-section.

The cork is denoted by 7 and is shown as being driven into the lower neck-section 1 and projecting slightly above the top of the mouth portion 4 thereof. The cork is guarded and held against removal from either pressure from within the bottle or exterior means, as follows: The frangible upper neck-section 5 is provided on its inner wall with an annular flange 8, adjacent to the mouth 2 of the lower neck-section. A solid cap 9 fits loosely within the upper neck-section and is provided with a plurality of depending hook-arms 10, arranged

to hook over the flange 8 of the upper neck-section when the cap is forced into position within the upper neck-section. The cap 9 is further provided with a centrally-arranged post 11, depending therefrom and preferably enlarged at its lower end, as shown at 12, which lower end is brought into engagement with the top of the cork 7 when the cap is locked in position. Any pressure from within the bottle upon the cork 7 tending to force it out of the bottle will tend to further lock the cap 9 in its engagement with the upper section 5 of the neck.

When it is desired to remove the cork 7, the upper section 5 may be broken around its weakened portion 6 beneath the top of the guard 3, thus serving to effectually protect the user from contact with the ragged edge of the weakened portion, which may be left on the lower neck portion. The mouth portion 4 of the lower neck portion serves to prevent any particles of broken glass from falling into the interior of the bottle, and the mouth 2 thereof furnishes a smooth edge over which the liquid may be poured from the bottle. It will be understood that breaking away the upper neck-section 5 serves also to remove the cap therewith and permit the removal of the cork 7 from the post 11. The cap 9 may then be readily removed from its engagement with the broken-off upper section of the neck ready for use in connection with another bottle. This cap 9 may be made of any suitable material—such, for instance, as aluminium—by the use of which metal the cap may be made very light and inexpensive and at the same time capable of thoroughly protecting the cork.

It is evident that changes might be resorted to in the form, construction, and arrangement of the several parts without departing from the spirit and scope of my invention. Hence I do not wish to limit myself strictly to the structure herein set forth; but

What I claim is—

1. A bottle-closure comprising a lower neck-section, a frangible upper neck-section having an inner annular flange, a cork engaging the lower neck-section and a cap having downwardly-extended locking-arms arranged to in-



terlock with the said flange, and a centrally-located post depending from the cap and engaging the top of the cork for keeping it in position within the lower neck-section.

5 2. A bottle-closure comprising a lower neck-section, a frangible upper neck-section, a weakened connection between the upper and lower neck-sections and a guard and a mouth  
10 neck-section exterior and interior to the upper neck-section to points above the weakened connection between the upper and lower neck-sections whereby the interior of the bottle is protected from broken glass and the  
15 user is protected from contact with the ragged edge formed by the breaking of the upper neck-section.

3. A bottle-closure comprising a lower neck-section having a mouth portion and an up-  
20 wardly-projected peripheral guard below the top of the mouth portion and an upper neck

portion having a weakened connection with the lower neck-section between the guard and mouth portion and below the top of the mouth portion, whereby the interior of the bottle is  
25 protected from broken glass when the upper neck-section is broken away from the lower neck-section.

4. A locking-cap for bottle-closures having downwardly-extended locking-arms arranged  
30 to engage the neck of a bottle and a centrally-located depending post arranged to engage the top of a cork when the cap is in position within the neck of the bottle.

In testimony that I claim the foregoing as  
35 my invention I have signed my name, in presence of two witnesses, this 19th day of May, 1903.

ANDREW GAUL, JR.

Witnesses:

IRA R. PARKER,

BENJAMIN M. RAY.