

No. 753,131.

PATENTED FEB. 23, 1904.

F. A. FLUTIE.  
HOUSE GOWN.

APPLICATION FILED MAR. 5, 1903.

NO MODEL.

2 SHEETS—SHEET 1.


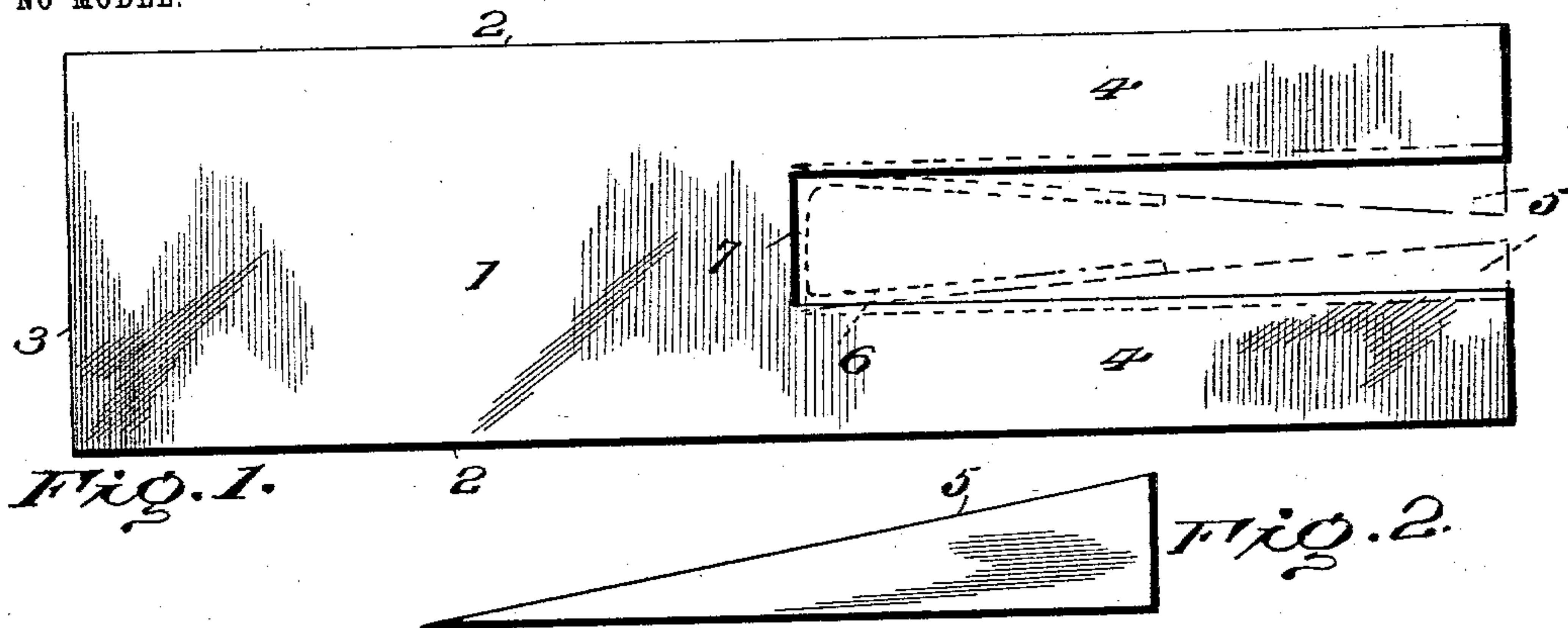


Fig. 4.




Fig. 5.

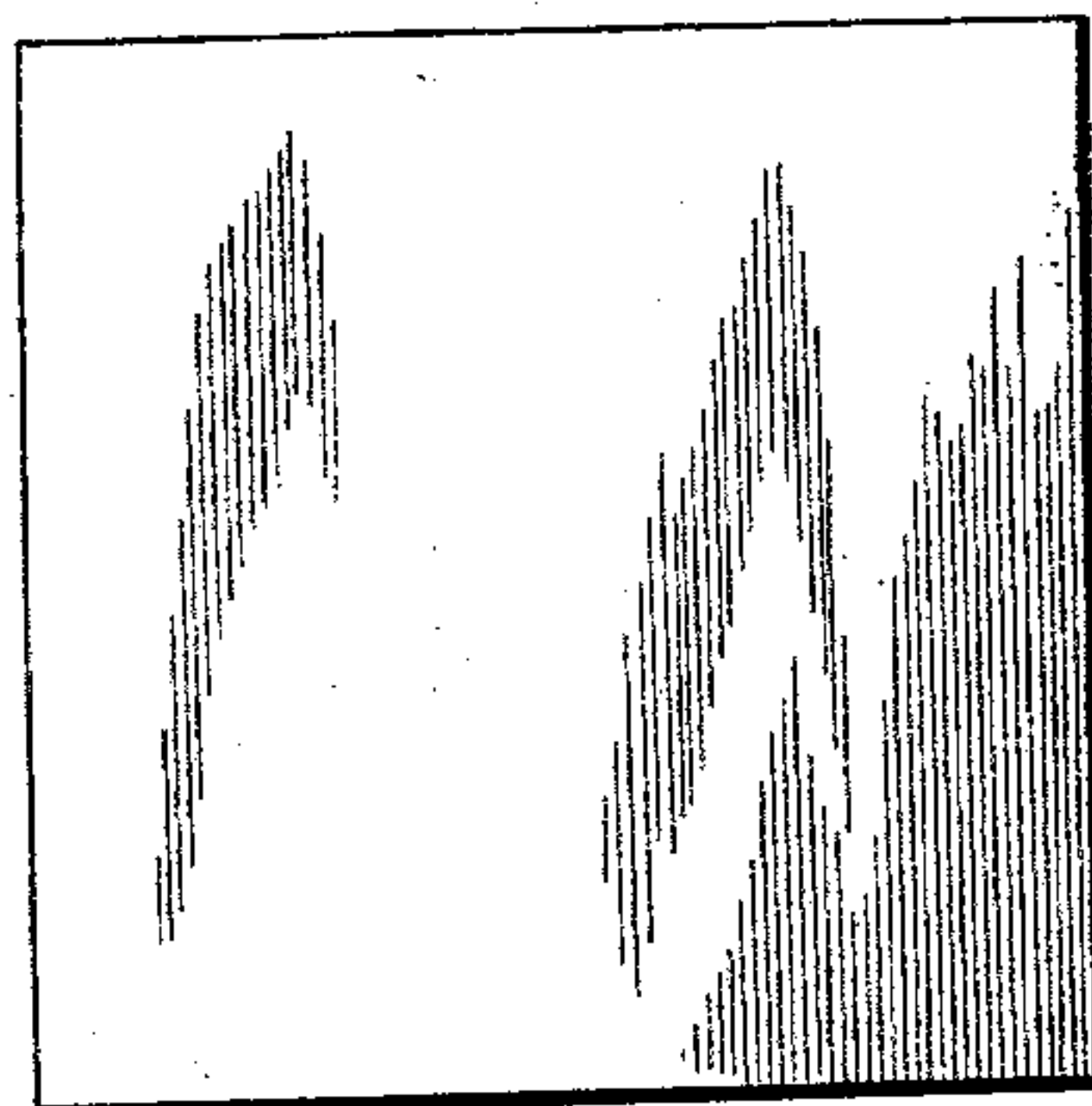


Fig. 6.





Fig. 7.



Witnesses

*John M. ...*  
*Harold ...*

Inventor

*F. A. Flutie*

132

*Edwin S. Clarkson*  
Attorney

No. 753,131.

PATENTED FEB. 23, 1904.

F. A. FLUTIE.  
HOUSE GOWN.

APPLIOATION FILED MAR. 5, 1903.

NO MODEL.

2 SHEETS—SHEET 2.



Frizg. 9.

Witnesses

for Mr. Adams

Inventor  
F. A. F. F.

184  
Lewis S. Clarkson

Attorney



# UNITED STATES PATENT OFFICE.

FAREEDIE A. FLUTIE, OF WASHINGTON, DISTRICT OF COLUMBIA.

## HOUSE-GOWN.

SPECIFICATION forming part of Letters Patent No. 753,131, dated February 23, 1904.

Application filed March 5, 1903. Serial No. 146,397. (No model.)

*To all whom it may concern:*

Be it known that I, FAREEDIE A. FLUTIE, a citizen of the United States, residing at Washington, District of Columbia, have invented certain new and useful Improvements in House-Gowns, of which the following is a specification.

My invention relates to gowns generally, but more particularly to a house-gown of an oriental type for a gentleman; and it consists of the parts to be hereinafter more fully set out.

In the drawings, Figure 1 is a plan view of the integral back, front, and shoulder portions. Fig. 2 is a similar view of one of the gores used in the gown. Fig. 3 is a similar view of the sleeve-piece. Fig. 4 is a view of the sleeve-piece folded. Figs. 5 and 6 are views similar to Figs. 3 and 4 of a slightly-modified form of sleeve. Fig. 7 is a plan view of a roll-collar piece. Fig. 8 is a perspective view of the complete garment. Fig. 9 is a detail view of the same, broken away, showing the modified sleeve.

1 represents the back portion of the garment, the sides 2 of which are straight and at right angles to the bottom 3. The back portion extends straight up to a point that corresponds with the shoulder of the garment.

4 represents strips integral with and extending from the top of the back portion 1, the outer edges of said strips being in alinement with the edges of the back portion, there being a space between the inner edges of said strips, the strips forming substantially a U-shaped extension of the back portion, these strips forming the shoulder, neck, and front of the garment.

5 represents gores fitting within the inner edge of the strips 4 and forming a portion of the front of the garment and giving additional width to the body of the garment.

6 is a roll-collar pattern designed to fit within the neck portion 7 and down along the inner edges of the gores 5.

The sleeve-pattern comprises a rectangular piece to be folded upon itself along a central line, the sleeve shown in Figs. 3 and 4 being a long narrow piece folded in the center along its narrowest dimension. The modified form

shown in Figs. 5 and 6 is practically a square piece and is folded along its central line.

In building a garment according to my invention the outer edges of the strips 4 are sewed to the edges 2 of the back portion 1, thereby forming the front and back as well as the body of the garment with two seams. The gores 5 are sewed to the inner edges of the strips 4 to give additional width through the body of the garment, while the fabric cut according to the collar-pattern is folded lengthwise upon itself to form a roll-collar, the edges of which are sewed to the neck portion 7 and to the inner edges of the gores 4.

The fabric cut according to the sleeve-pattern shown in Figs. 3 and 4 is folded across its shortest dimension, its lower edges being stitched together, while the outer edges are stitched together only about one-half their length, as shown in Fig. 4 by dotted lines, the inner edges of the sleeve being stitched to the strips 4 and back portion 1, respectively, as will be readily understood by all dressmakers, the space above the stitching on the outer end of the sleeve forming the armhole, while the space immediately below the armhole forms a pocket, access to which is had through the armhole.

The modified form of sleeve is stitched along its long side, while one end is secured to the body of the garment in the well-known way. If found desirable, a gusset may be secured between the sleeve and the body of the garment in the well-known manner, the gusset being a square piece folded diagonally. A roll-back cuff may be secured to the outer end of the sleeve, according to the individual taste.

What I claim, and desire to secure by Letters Patent, is—

1. A gown, comprising a straight back, strips extending along the lines of the sides of the back and integral therewith to form the neck, shoulder, and front portions of the garment, gores fitting within the strips below the neck portion, to give additional width to the garment at the bottom, and a straight roll-collar piece fitting within the neck portion and extending down along the edge of the gores, and a sleeve comprising a straight piece folded upon itself and stitched.

2. A gown, comprising a straight back,  
strips extending along the lines of the sides of  
the back and integral therewith to form the  
neck, shoulder, and front portions of the gar-  
ment, gores fitting within the strips below the  
5 neck portion, to give additional width to the  
garment at the bottom, and a straight roll-  
collar piece fitting within the neck portion  
and extending down along the edge of the  
10 gores, a sleeve comprising a straight piece

folded and stitched along the lower edge ap-  
proximately half-way up its edges to form a  
pocket in the lower portion of the sleeve.

In testimony whereof I affix my signature in  
presence of two witnesses.

FAREEDIE A. FLUTIE.

Witnesses:

JULIAN A. FLUTIE,  
EDWIN S. CLARKSON.