

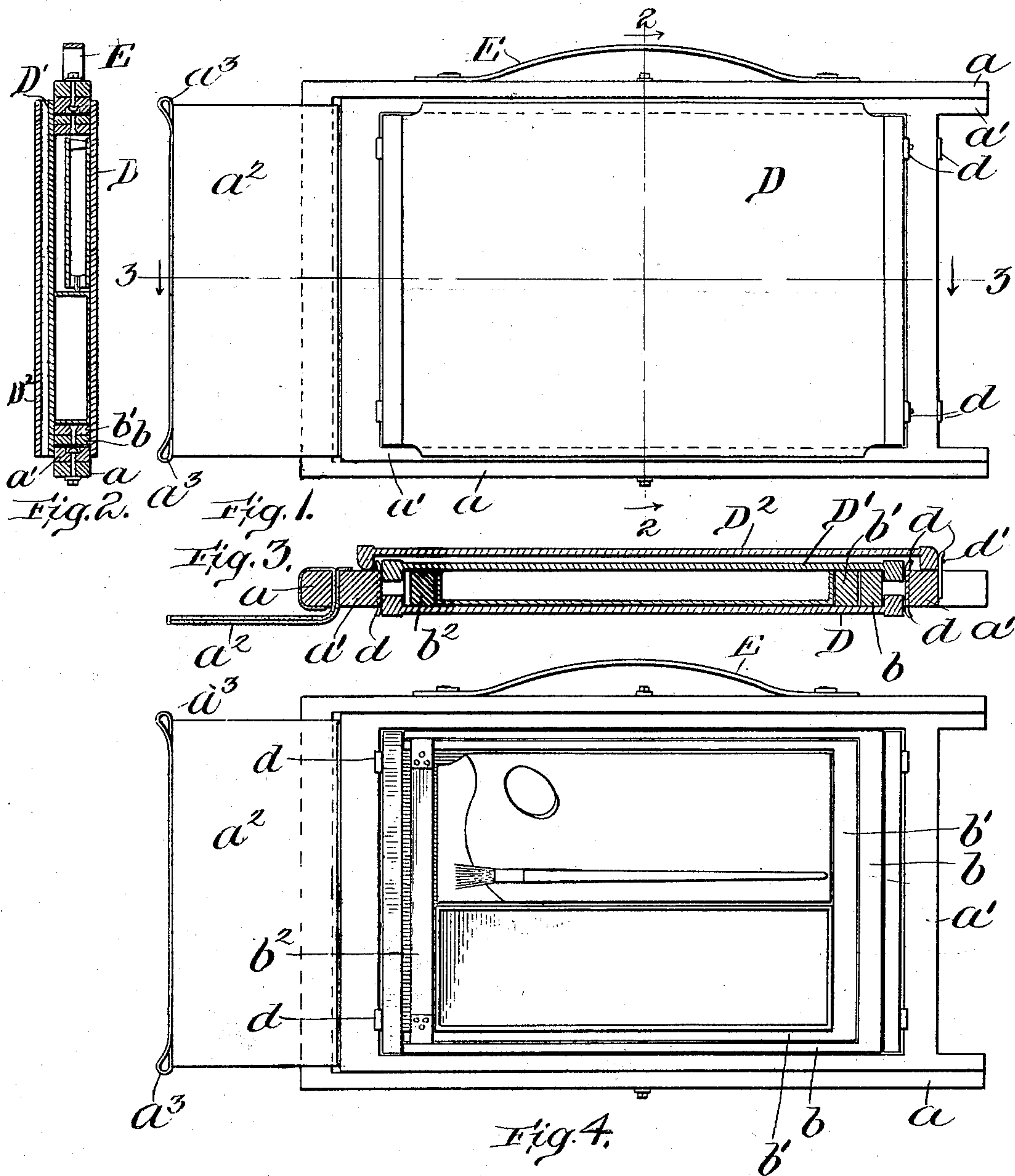
No. 752,757.

PATENTED FEB. 23, 1904.

A. R. COBB.
SKETCHING OUTFIT.
APPLICATION FILED OCT. 8, 1903.

NO MODEL.

2 SHEETS—SHEET 1.



Witnesses:

Arthur F. Randall
C. B. Maynard.

Inventor:

Andrew Randall Cobb

by Maynard & Rockwell
Attorneys.

No. 752,757.

PATENTED FEB. 23, 1904.

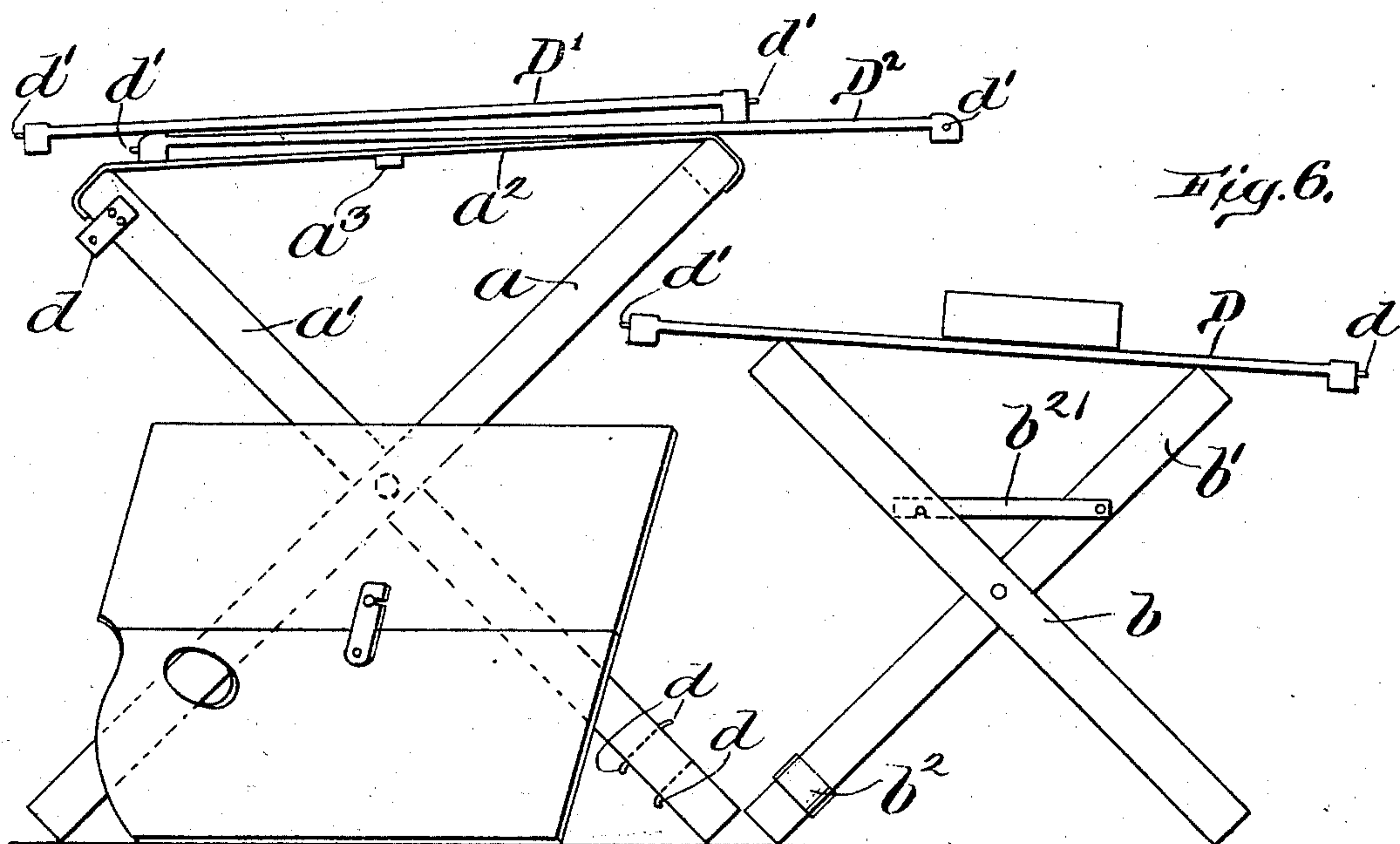
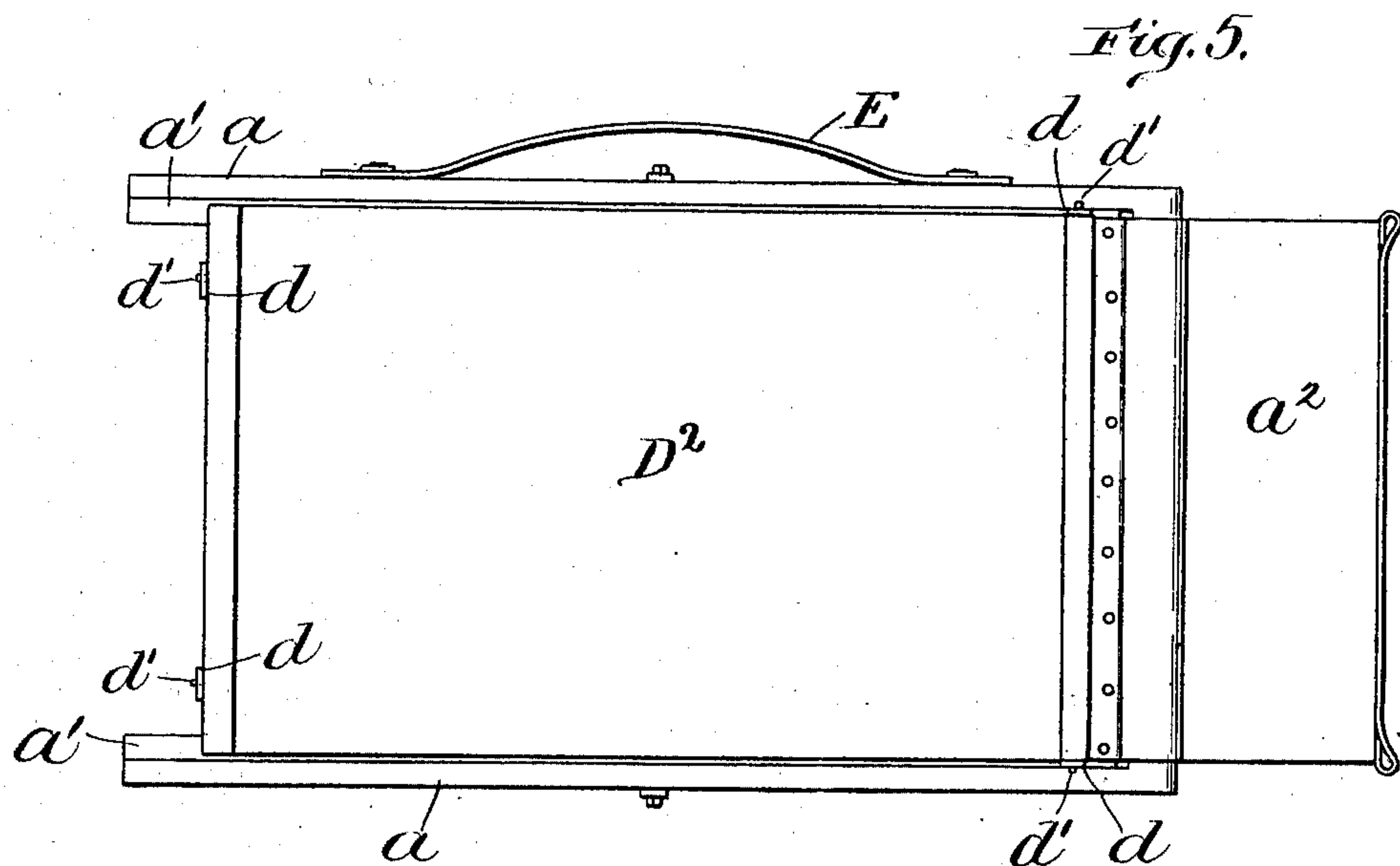
A. R. COBB.

SKETCHING OUTFIT.

APPLICATION FILED OCT. 8, 1903.

NO MODEL.

2 SHEETS—SHEET 2.



Witnesses:

Arthur F. Randall.
C. B. Maynard.

Inventor:

Andrew Randall Cbb,
by Maynard & Rockwell
Attorneys.

UNITED STATES PATENT OFFICE.

ANDREW RANDALL COBB, OF BOSTON, MASSACHUSETTS.

SKETCHING OUTFIT.

SPECIFICATION forming part of Letters Patent No. 752,757, dated February 23, 1904.

Application filed October 8, 1903. Serial No. 176,231. (No model.)

To all whom it may concern:

Be it known that I, ANDREW RANDALL COBB, of Boston, in the county of Suffolk and State of Massachusetts, have invented a new and useful Sketching Outfit, of which the following is a specification, reference being had to the accompanying drawings, making a part hereof.

My invention is an outfit designed mainly for use of artists in making sketches in the field, and comprises a seat and table and drawing-boards so contrived that they can not only by packed together very compactly, but will also in themselves constitute a case in which other articles used in sketching can be carried with ease and without danger of injury or loss.

In the drawings, Figure 1 is a view of one side of one of my sketching outfits ready to be carried by the artist. Fig. 2 is a section on line 2 2 of Fig. 1. Fig. 3 is a section on line 3 3 of Fig. 1. Fig. 4 is an elevation like Fig. 1, but with the drawing-board shown in Fig. 1 removed. Fig. 5 is an elevation of the other side. Fig. 6 is a sketch showing my outfit set up for use in the field.

The seat or chair is made up of the two frames a a' , and the canvas strip a^2 , connected as in an ordinary folding-stool, and its inner frame a' forms a receptacle for a second pair of like frames b b' , connected by a link b^2 , which when extended as in Fig. 6, form legs for a table and when folded flat fit in frame a' of the seat or stool.

The drawing-boards D D' form upper and lower lids to frame a' and are secured thereto by latches composed of spring-catches d and pins d' , one member of each latch being secured to frame a' and the other member to the drawing-boards D D' . In this way the frame a' , with the boards D D' , form a receptacle for the frames b b' , and the frame b' forms a receptacle for the paint-tubes, palette, brushes, tins, and the like used in sketches in oil, similiar articles for sketches in water-colors, or the box of crayons for pastelle-work.

As the dimensions of the receptacle formed

by the inner frame b' are preferably different when the outfit is used for sketching in water-colors than when used for work in oil, I prefer to make the cross-piece b^2 of frame b' adjustable toward and from the axis by which the frames b b' are connected.

A third drawing-board D^2 is shown as latched to frame a' , for most artists require two drawing-boards for use on one trip, and a third drawing-board is necessary as a table-top for frames b b' when extended, as shown in Fig. 6.

The bail E , attached to frame a , serves as a handle by which my kit or outfit is readily carried by one hand; but the canvas strip a^2 is provided with eyes a^3 , to which shoulder-straps may be connected to enable the outfit to be carried as a knapsack.

What I claim as my invention is—

1. The outfit above described comprising the inner folding-table frame; the outer folding-stool frame; the two boards; and latches to secure the boards to the stool-frame and form a receptacle whose side walls are the sides of the table-frame, when the stool and table frames are held together in their folded positions by the boards and latches, all the parts being constructed and arranged substantially as described.

2. The outfit above described comprising the inner folding-table frame; the outer folding-stool; the two boards; latches to secure the boards to the stool-frame and form a receptacle whose side walls are the sides of the table-frame, when the stool and table-frames are held together in their folded positions by the boards and latches; and an additional board and means to attach it to the outer frame to form a second receptacle separated from the first between the additional board and one of the other boards, all the parts being constructed and arranged substantially as described.

ANDREW RANDALL COBB.

Witnesses:

J. E. MAYNADIER,
G. A. ROCKWELL.