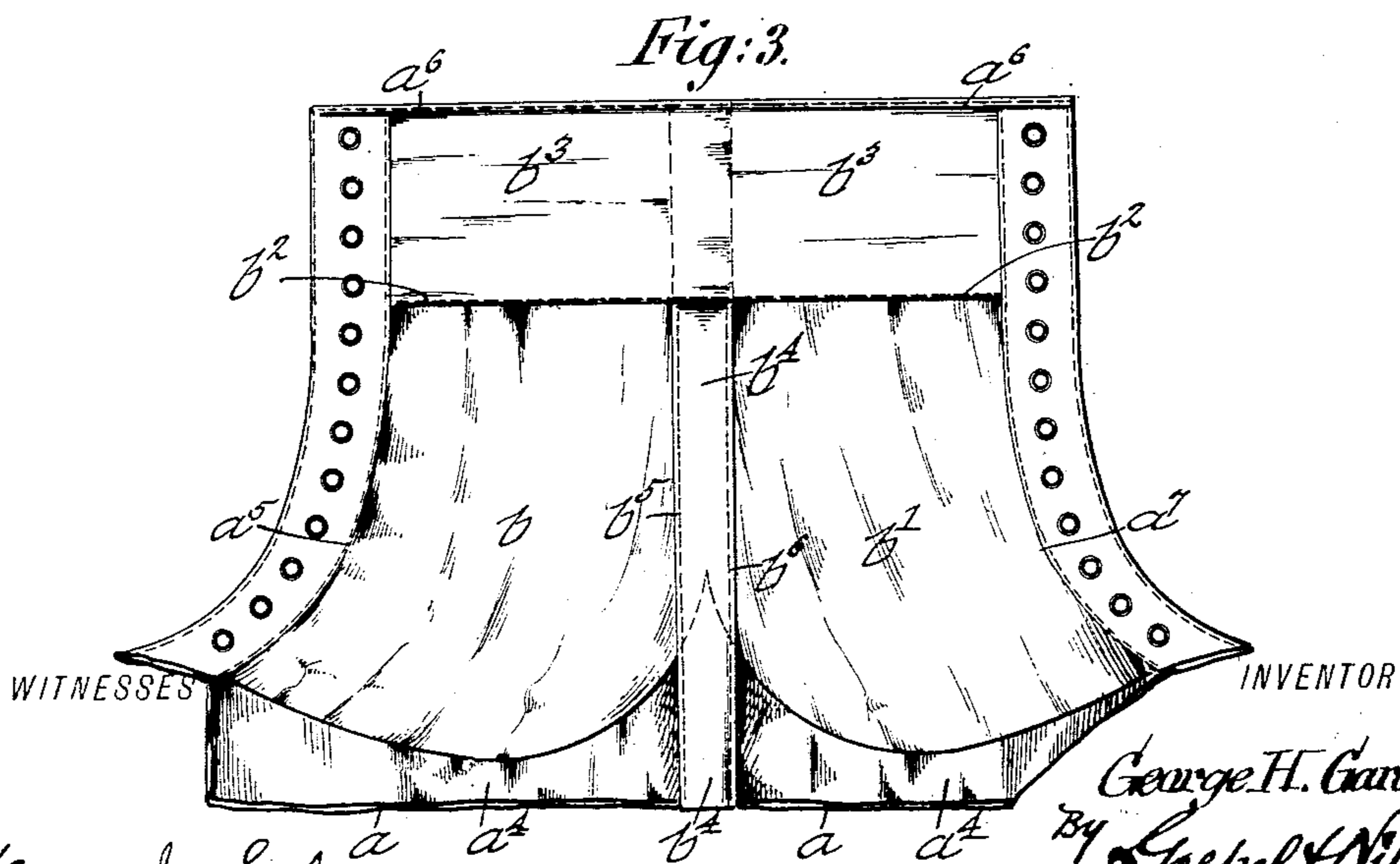
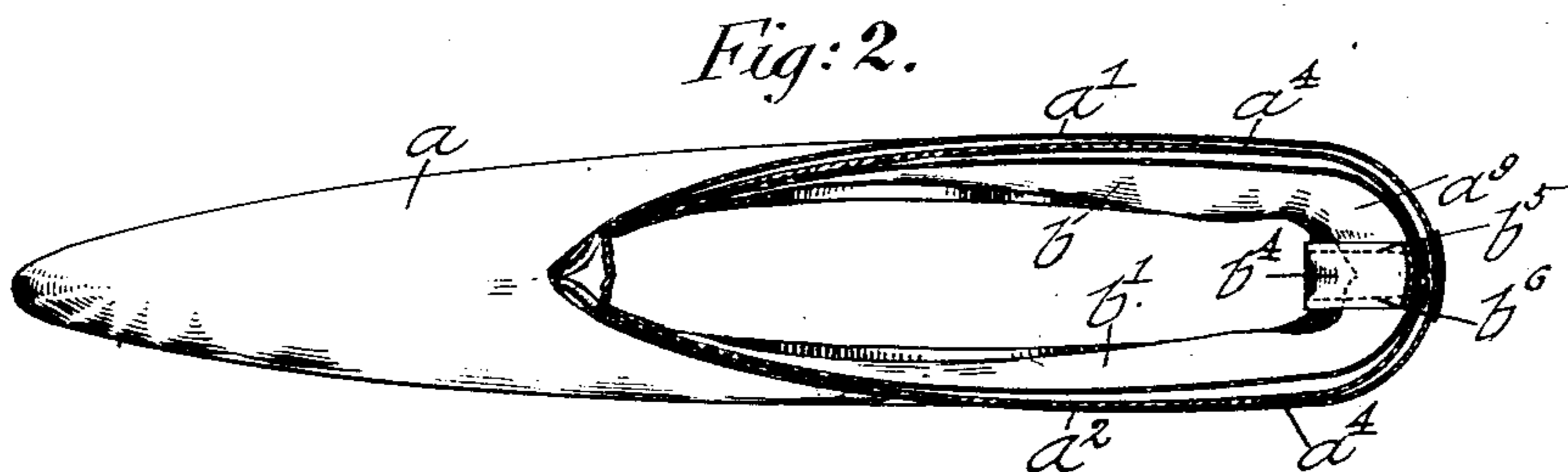
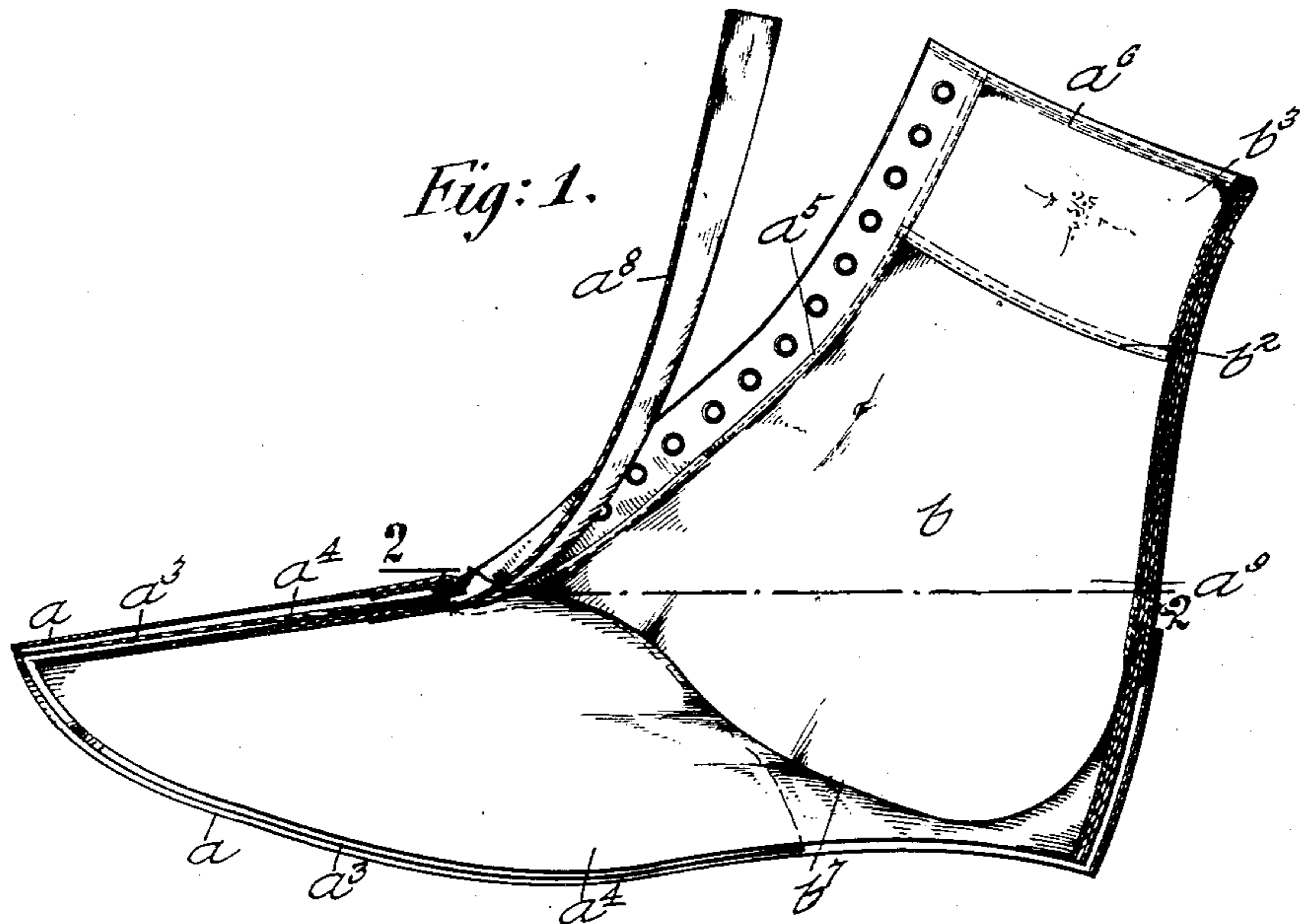


No. 751,846.

PATENTED FEB. 9, 1904.

G. H. GARDINER.
PROTECTOR FOR SHOE UPPERS.
APPLICATION FILED MAY 5, 1903.

NO MODEL.



WITNESSES
Henry J. Subrier
John J. Little

INVENTOR
George H. Gardiner
By *Loepel & Niles,*
ATTORNEYS

UNITED STATES PATENT OFFICE.

GEORGE H. GARDINER, OF NEW YORK, N. Y., ASSIGNOR TO WICHERT & GARDINER, OF BROOKLYN, NEW YORK, A FIRM.

PROTECTOR FOR SHOE-UPPERS.

SPECIFICATION forming part of Letters Patent No. 751,846, dated February 9, 1904.

Application filed May 5, 1903. Serial No. 155,736. (No model.)

To all whom it may concern:

Be it known that I, GEORGE H. GARDINER, a citizen of the United States, residing in New York, borough of Brooklyn, in the State of New York, have invented certain new and useful Improvements in Protectors for Shoe-Uppers, of which the following is a specification.

The object of this invention is to provide a protector whereby the lining of a shoe-upper, or the upper itself in case that is exposed at the interior of the shoe and desired to be protected, may be effectively and reliably protected against finger-marks, dust, and dirt during manufacture of the shoe. For this purpose the invention consists in the combination, with an upper having a vertical slit at its front portion, of a temporary protector located at the inside of said upper, rows of stitches, one each side, connecting said protector at its forward edges to the upper adjacent and parallel with the edges of the upper at said slit, stitches connecting said protector at its rear portion to the upper, and a row of stitches connecting said protector at its top with the upper adjacent and parallel with the top edge of the upper.

In the accompanying drawings, Figure 1 is a vertical longitudinal section through a shoe-upper provided with my improved protector. Fig. 2 is a plan view, partly in horizontal section, on line 2 2, Fig. 1; and Fig. 3 is an elevation of the rear portion of the upper, showing the complete protector employed in this upper.

Similar letters of reference indicate corresponding parts.

Referring to the drawings, a indicates the vamp of the upper, and a' a^2 the quarters of the same.

a^3 is a special vamp-lining, and a^4 the complete shoe-lining, which extends within the vamp and quarters and is stitched at its edges to the upper, as indicated at a^5 a^6 a^7 . The upper has the usual vertical opening or slit at the front, and a^8 indicates the tongue for closing the same.

a^9 indicates my improved protector, which is composed of a sheet or sheets of thin india-rubber, heavy paper, light cloth, or other suitable inexpensive, durable, and easily-torn material. Said protector is shown composed of two portions b b' of similar form and each stitched at its outer edge, one by the line of stitches a^5 and the other by the line of stitches a^7 , to the lining of the upper, at the top adjacent and approximately parallel with the top edge of the upper by a line of stitches b^2 to a top piece b^3 and the lining a^4 , which is also stitched to said top piece, and at the rear to the lining a^4 and a back-strip b^4 of the same by lines of stitches b^5 b^6 . The exposed outer and top edge portions are thereby secured. The protector extends well down in the upper, as indicated in Fig. 1, and the lower edge b^7 of the same is a free unstitched edge, as indicated. The protector possesses sufficient strength so as not to be torn out by such handling as the shoe may receive during the process of manufacture, and it effectually prevents soiling of the lining a^4 during the process. When the shoe is entirely completed, the protector is removed by inserting the hand into the shoe and grasping the protector at the free lower edge and pulling the same bodily upward. The material tears along the seams a^5 a^7 b^5 b^6 and finally the top seam b^2 and is thereby completely removed, leaving no appearance of its presence and exposing the clean lining.

In case the top piece b^3 of the upper is made of light-colored material, as is frequently the case, the protector is extended to the top seam a^6 at the upper edge of the shoe-upper, whereby said top piece is also protected during manufacture of the shoe.

Having thus described my invention, I claim as new and desire to secure by Letters Patent—

The combination, with an upper having a vertical slit at its front portion, of a temporary protector located at the inside of said upper, rows of stitches, one at each side, connecting said protector at its forward edges to the upper adjacent to and parallel with the

edges of the upper at said slit, stitches connecting said protector at its rear portion to the upper, and a row of stitches connecting the protector at its top with the upper adjacent to and parallel with the top edge of the upper, substantially as set forth.

In testimony that I claim the foregoing as

my invention I have signed my name in presence of two subscribing witnesses.

GEORGE H. GARDINER.

Witnesses:

JOSEPH H. NILES,

HENRY J. SUHRBIER.