

No. 751,824.

PATENTED FEB. 9, 1904.

A. ZOLLES.

MEANS FOR MOUNTING AND EXHIBITING TOY FIGURES.

APPLICATION FILED APR. 11, 1903.

NO MODEL.

Fig. 1.

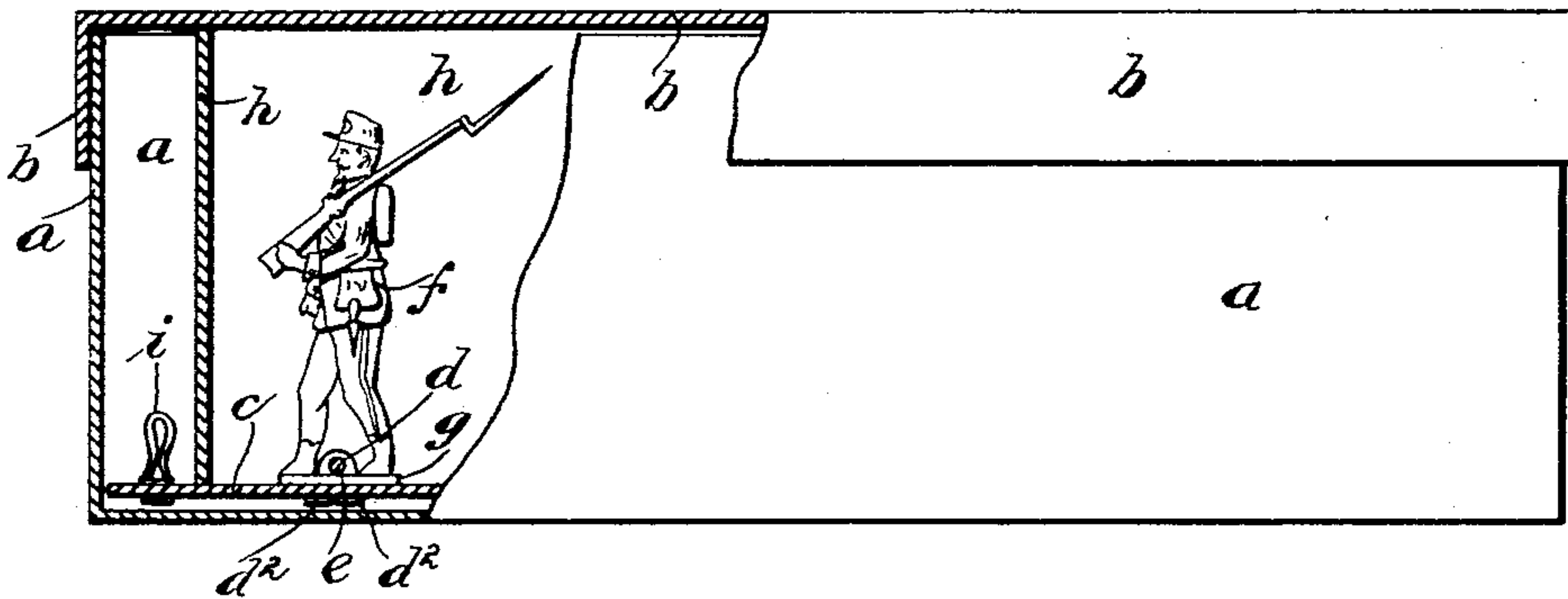


Fig. 2.

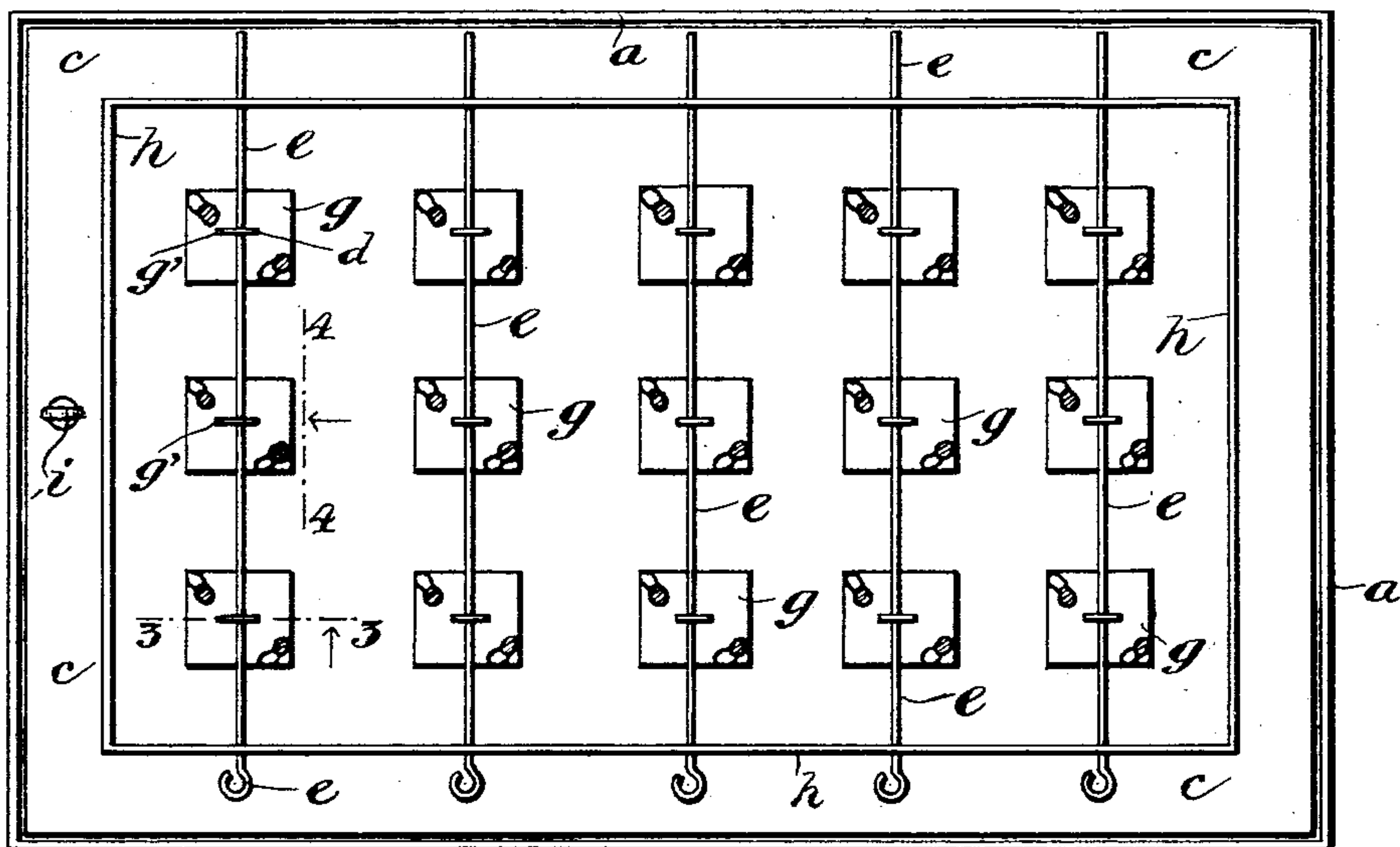


Fig. 3.




Fig. 4.

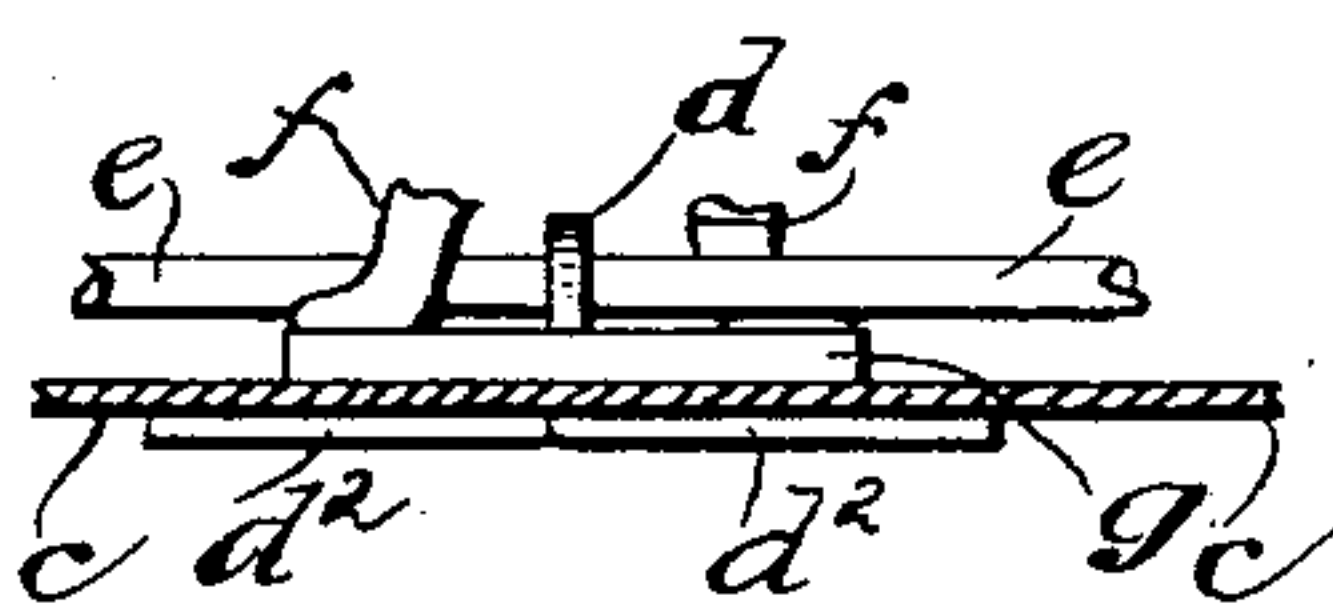



Fig. 5.



Witnesses
Comitcheff
G. S. Wheelock.

Andrew Zolles
Inventor
by Dickerson, Brown
Raquiere & Binney
Attys

UNITED STATES PATENT OFFICE.

ANDREAS ZOLLES, OF FÜRTH, GERMANY, ASSIGNOR TO ZOLLES BROTHERS, OF FÜRTH, GERMANY, A FIRM.

MEANS FOR MOUNTING AND EXHIBITING TOY FIGURES.

SPECIFICATION forming part of Letters Patent No. 751,824, dated February 9, 1904.

Application filed April 11, 1903. Serial No. 152,207. (No model.)

To all whom it may concern:

Be it known that I, ANDREAS ZOLLES, a subject of the Emperor of Germany, residing at Fürth, Germany, have invented certain new and useful Improvements in Means for Mounting and Exhibiting Toy Figures, of which the following is a specification.

This invention relates to means for mounting and exhibiting toy figures, such as toy soldiers and the like, or for other articles of small size in such manner as to enable them to be conveniently and reliably packed in the box which is to receive them.

The object of the invention is, primarily, to so mount each individual toy figure on the supporting-plate or false bottom, which is inserted in the box, as that each figure is firmly attached to the supporting-plate and is not liable to become detached therefrom, and hence by being loose in the box be damaged or would damage other of the figures with which it comes in contact.

A further object of the invention is to so mount the toy figures as that they may be conveniently and quickly exhibited in prearranged files or rows not only for the purpose of play, but for enabling them to be readily placed in show-windows.

These being the main objects in view, my invention consists of certain features of construction and combinations of parts to be hereinafter described and then claimed.

In the accompanying drawings, Figure 1 is a sectional side elevation, partly in elevation, of a box in which is shown the improved means for supporting toy figures on the supporting-plate. Fig. 2 is a plan view of the box with the top removed, showing the toy figures broken away just above the points of attachment of the feet to the individual bases upon which the said figures are mounted. Fig. 3 is a detail section on the line 3 3, Fig. 2, viewed in the direction of the arrow. Fig. 4 is a detail section on the line 4 4, Fig. 2; and Fig. 5 is a detail of the connecting-lug, whereby each figure is connected with the supporting-base.

Referring to the drawings, the box *a* is of any ordinary type, such as pasteboard, provided

with the usual lid *b*. In packing toy figures in a box it is usual to mount them on a supporting-plate or false bottom which rests upon the bottom of the box, and my invention relates to the means whereby the figures are mounted on the supporting-plate and also to the means coöperating therewith to make the parts more rigid and reliable. The supporting-plate *c* is provided with a number of slits or openings *c'*, corresponding in number with the toy figures to be supported. These slits are preferably arranged in rows, so that the toy figures will be supported in an orderly manner, according to military formation. Through each slit is inserted a preferably sheet-metal lug *d*, which is provided with an eye or perforation *d'* and with outturned retaining-arms *d''*, these being turned in opposite directions. The lugs *d* are inserted upwardly through the slits or openings *c'* to bring the retaining-arms against the under surface of the supporting-plate *c* and to dispose the lugs so that they will project above the upper surface of the said plate. The eyes in each row of lugs are in substantial alinement, so that a wire or pin *e*, which constitutes a locking device, may be inserted through the eyes. These locking-pins are preferably of less length than the width of the supporting-plate *c*.

Each toy figure *f* is provided with a base-plate *g*, having a slot *g'* to receive the supporting-lug with which the said base is connected and onto which it fits. When the bases of the figures are engaged with the lugs, the retaining wires or pins are passed through the lugs, thereby firmly securing the toy figures to the supporting plate or mount and preventing them from overturning either when in the box or when used for play or exhibition. The figures can be conveniently detached by slipping the locking pins or wires out of the lugs, permitting one figure at a time to be released.

Arranged within the box upon the supporting-plate is a rectangular (preferably pasteboard) frame *h*, which is of such height as that when the lid is placed on the box it will come in contact with the upper edge of the frame. The dimensions of the frame are such as that

when it is placed over and around the figures its lower edge will bear upon the ends of the locking-pins, which are extended beyond the figures, thereby assisting in reinforcing and strengthening the parts and making the entire structure more rigid than otherwise. When this frame is removed from the box, the toy figures on the supporting-plate may be removed with the plate by simply taking hold of a finger-loop \bar{z} , which is attached in a suitable manner to one side of the supporting-plate.

The entire structure facilitates the keeping or preserving of the figures against breakage or damage either in handling or in shipment. It will be understood that when the words "toy figures" are employed in the claims they are used for convenience merely, as any other suitable small article to be mounted may be substituted therefor.

Having described my invention and without limiting myself to details, what I claim is—

1. In means for mounting and exhibiting toy figures, the combination of a supporting-plate, lugs projecting therefrom and provided with eyes, and locking pins or wires passing through the eyes, said eyes and locking-pins being adapted to support and hold the toy figures, substantially for the purposes set forth.

2. In means for mounting and exhibiting toy figures, the combination of a supporting-plate provided with a lug having an eye, a toy figure provided with a base supported on the plate and having a slot to receive the lug, and a locking pin or wire passing through the eye and engaged over the base, substantially for the purposes set forth.

3. In means for mounting and exhibiting

toy figures, the combination of a supporting-plate provided with slits, lugs projecting through said slits and provided with eyes, toy figures provided with bases resting on the plate and having slots for receiving the lugs, and locking pins or wires passing through the eyes over the bases, substantially for the purposes set forth.

4. In means for mounting and exhibiting toy figures, the combination of a box provided with a lid, a supporting-plate, locking pins or wires connected with and supported by the plate, said pins or wires being adapted to engage and hold the toy figures, and a removable retaining-frame placed around the figures and upon the ends of the locking pins or wires, said frame being held in position by the lid, substantially for the purposes set forth.

5. In means for mounting and exhibiting toy figures, the combination of a box provided with a lid, a supporting-plate placed at the bottom of the box and provided with means for supporting and holding the toy figures, and a removable retaining-frame having a height approximately corresponding with the inside of the box above the supporting-plate, and being placed within the box around the figures and held by and between the lid and the supporting-plate, substantially for the purposes set forth.

In testimony whereof I have signed this specification in the presence of two subscribing witnesses.

ANDREAS ZOLLES.

Witnesses:

LEONHARD PORTNER,
OSCAR BOCK.