

No. 750,580.

PATENTED JAN. 26, 1904.

A. BOWERS.
SUSPENDER BUTTON.
APPLICATION FILED OCT. 20, 1903.

NO MODEL.

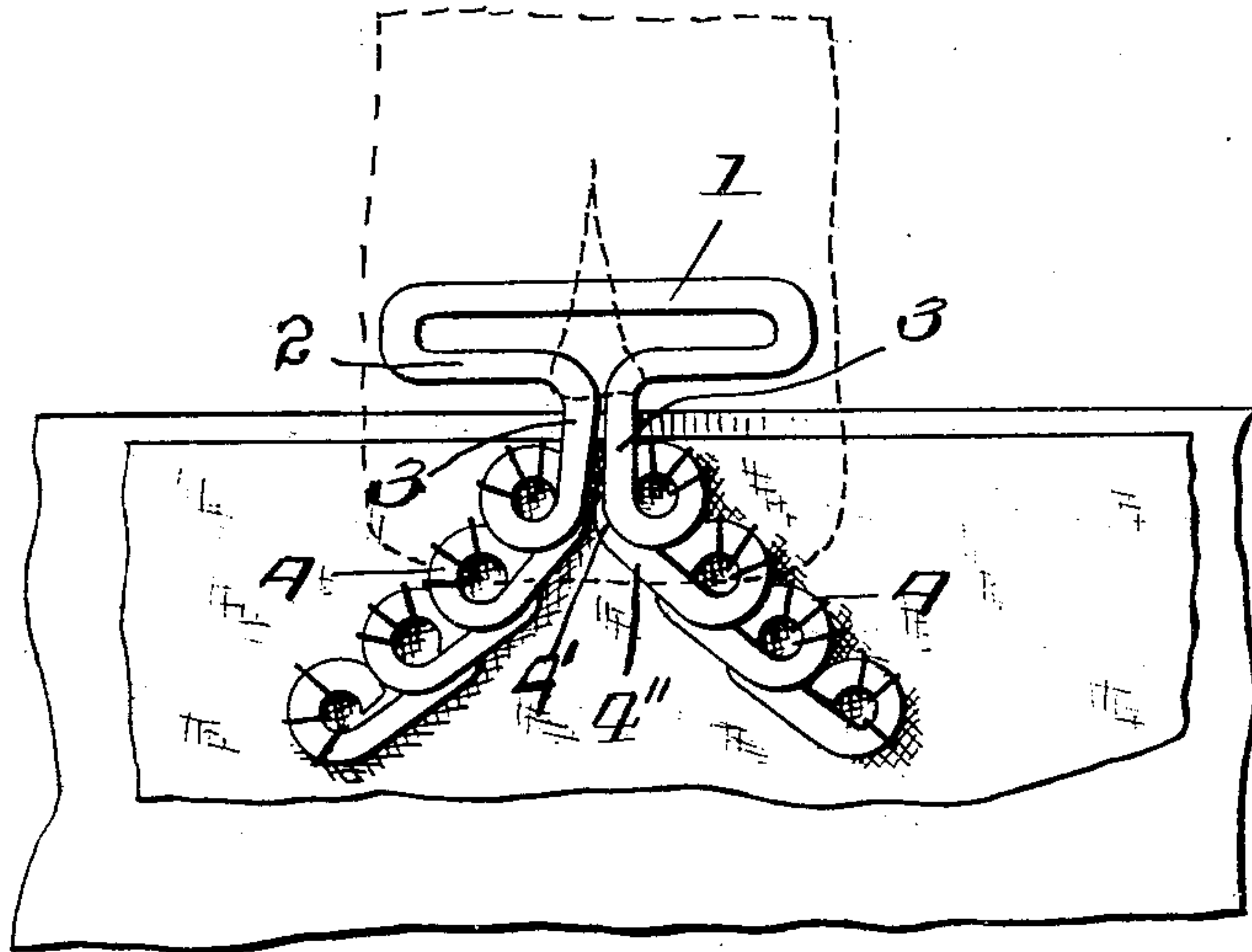


Fig. 1.

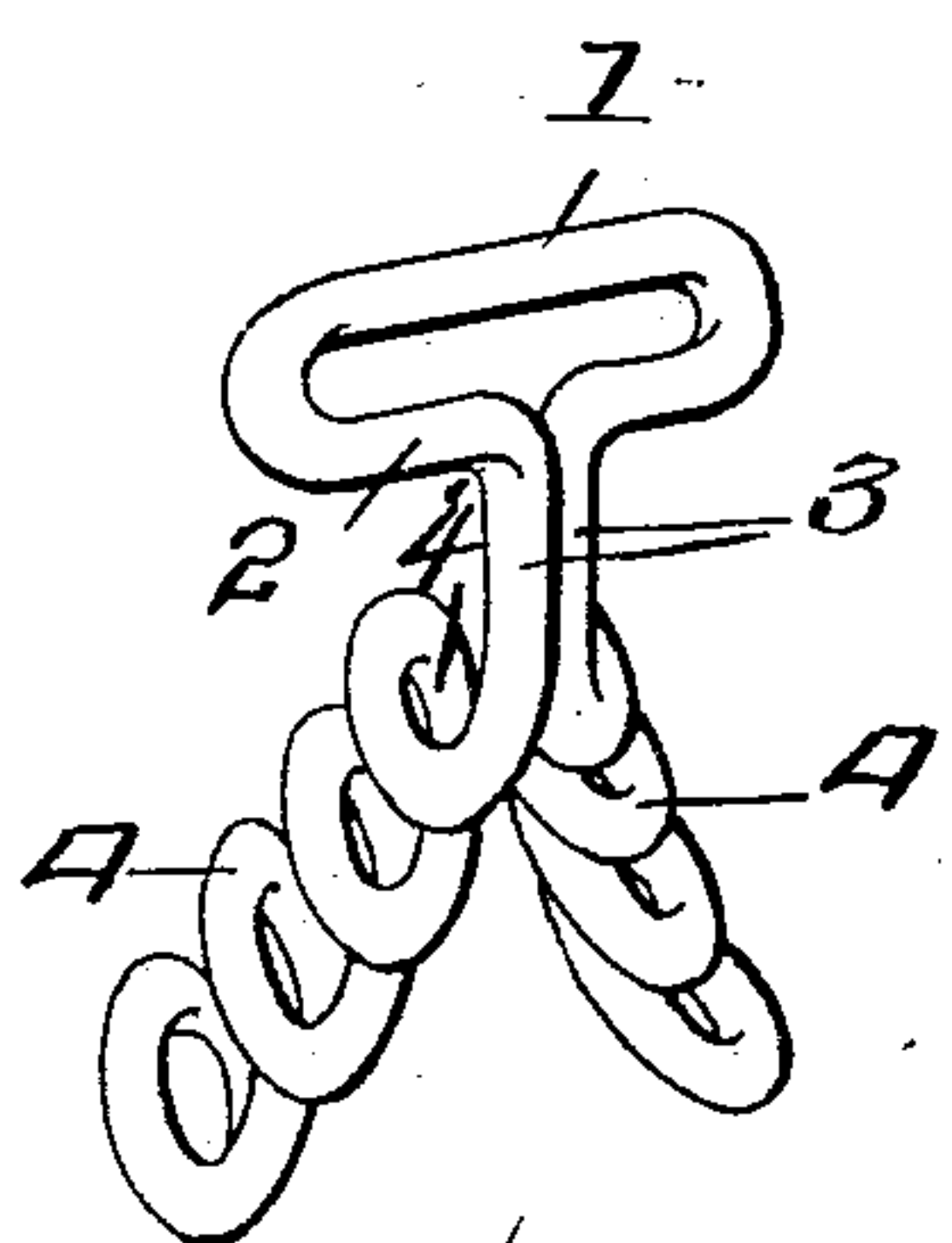


Fig. 2.

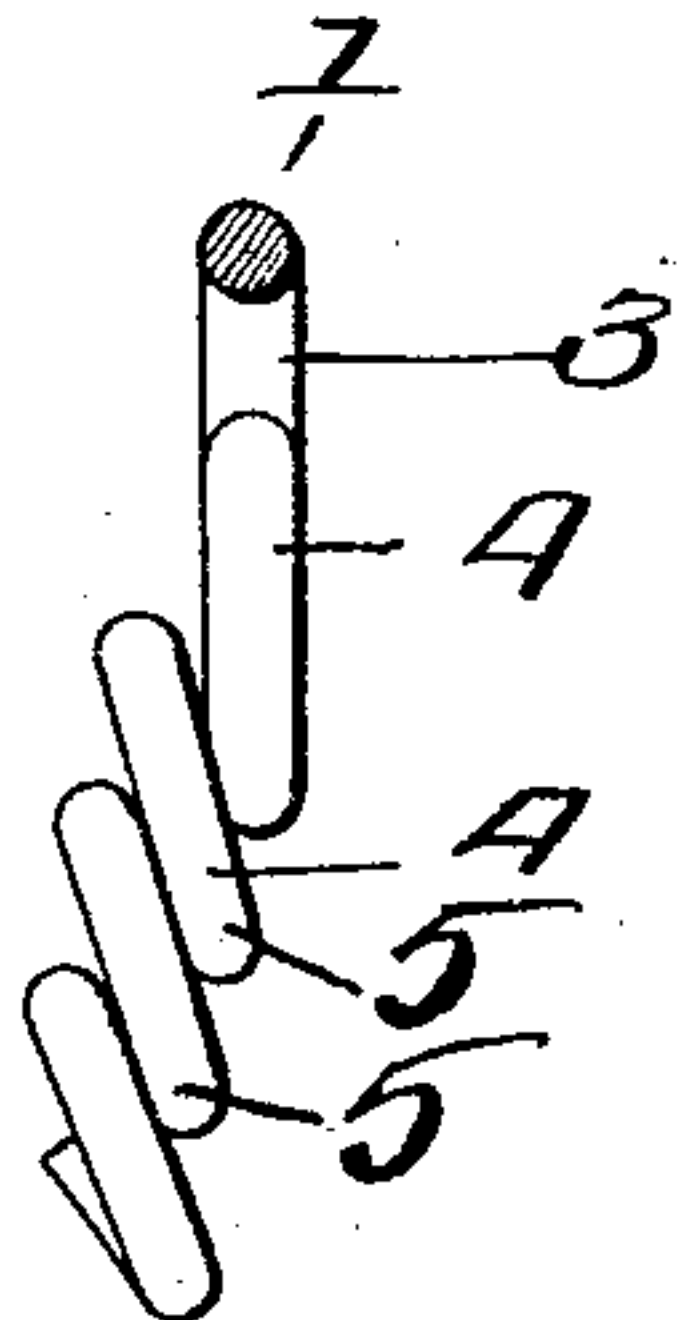


Fig. 3.

WITNESSES:

Wm. F. Doyle.
W. B. Butler Budd

INVENTOR

Andrew Bowers
Abner D. Bowers
Attorney

UNITED STATES PATENT OFFICE.

ANDREW BOWERS, OF STROUD, OKLAHOMA TERRITORY.

SUSPENDER-BUTTON.

SPECIFICATION forming part of Letters Patent No. 750,580, dated January 26, 1904.

Application filed October 20, 1903. Serial No. 177,733. (No model.)

To all whom it may concern:

Be it known that I, ANDREW BOWERS, a citizen of the United States of America, residing at Stroud, in the county of Lincoln and Territory of Oklahoma, have invented certain new and useful Improvements in Suspender-Buttons, of which the following is a specification, reference being had therein to the accompanying drawings.

The object of this device is to provide a suspender-button which can be securely attached to the trousers and which will stand rough usage, its primary advantage being readily apparent when it is used in conjunction with union suits, overalls, jumpers, or the like; and it consists in a device which will hereinafter be more fully described in the accompanying specification.

In the accompanying drawings, Figure 1 is a side elevation showing the button attached to the trousers-band and a portion of the suspender in dotted position engaging the head of the button. Fig. 2 is a perspective view of the button detached from the trousers. Fig. 3 is a central vertical section thereof.

In Fig. 1, 1 is the head of the button formed of a horizontal portion the ends of which are bent down substantially at right angles and then inwardly, as at 2, in the same plane as the horizontal portion to a point approximately centrally thereof, at which point they are again bent downwardly at right angles, as at 3, in parallel planes to form the neck. Said portions forming the neck are twisted into a series of coils 4, to which the garment is stitched, the thread passing through the said coils, as shown.

The coils are formed by doubling under the material, as at 4', and then extending the same downwardly at an angle away from said portions 3, as indicated at 4'', this operation being successively repeated, enabling the formation of a compact device wherein the coils

will lie in substantially parallel planes, it being perceived from Fig. 3 of the drawings that the portions 5 of each coil extend in the same plane, which permits of the convenient attachment to the garment by virtue of thread or the like. The advantage of a device constructed as outlined is that a number of points are formed which enables the device to be secured at a multiplicity of points, thereby securing a firm and substantial attachment to the garment, obviating the liability of the detachment of the device from the garment by strain. The device being secured, as stated, at a plurality of points, strain upon the garment is distributed by virtue of the disposition of the said coils—namely, at diverging angles to the head the strain is distributed equally—and I have found by practice that my device will remain in position, while the well-known riveted button or device when secured at a single point will tear the garment during the usual usage thereof.

Having fully described my invention, what I claim as new, and desire to secure by Letters Patent, is—

1. A button having a head formed of a horizontal portion of wire, with its ends bent under at right angles, and inwardly in the same plane therewith, to a central point thereof, and then downwardly at right angles forming neck portions, and a series of coils formed of the diverging extensions of the said neck.

2. A button with a head formed of a horizontal portion of wire, a neck portion extending at right angles thereto, and a plurality of coils formed of the diverging ends of said neck.

In testimony whereof I affix my signature in the presence of two witnesses.

ANDREW BOWERS.

Witnesses:

JOHN MURPHY,
S. E. JONDAHL.