

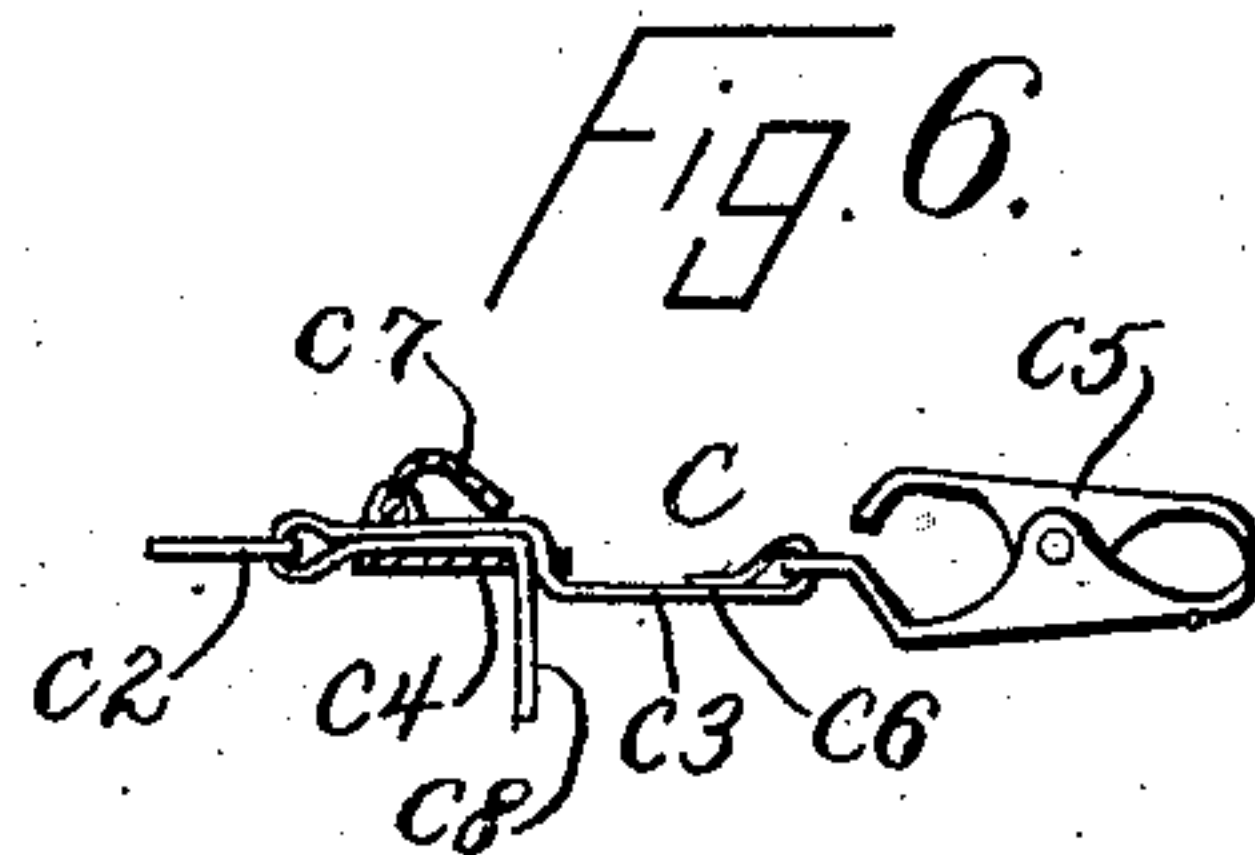
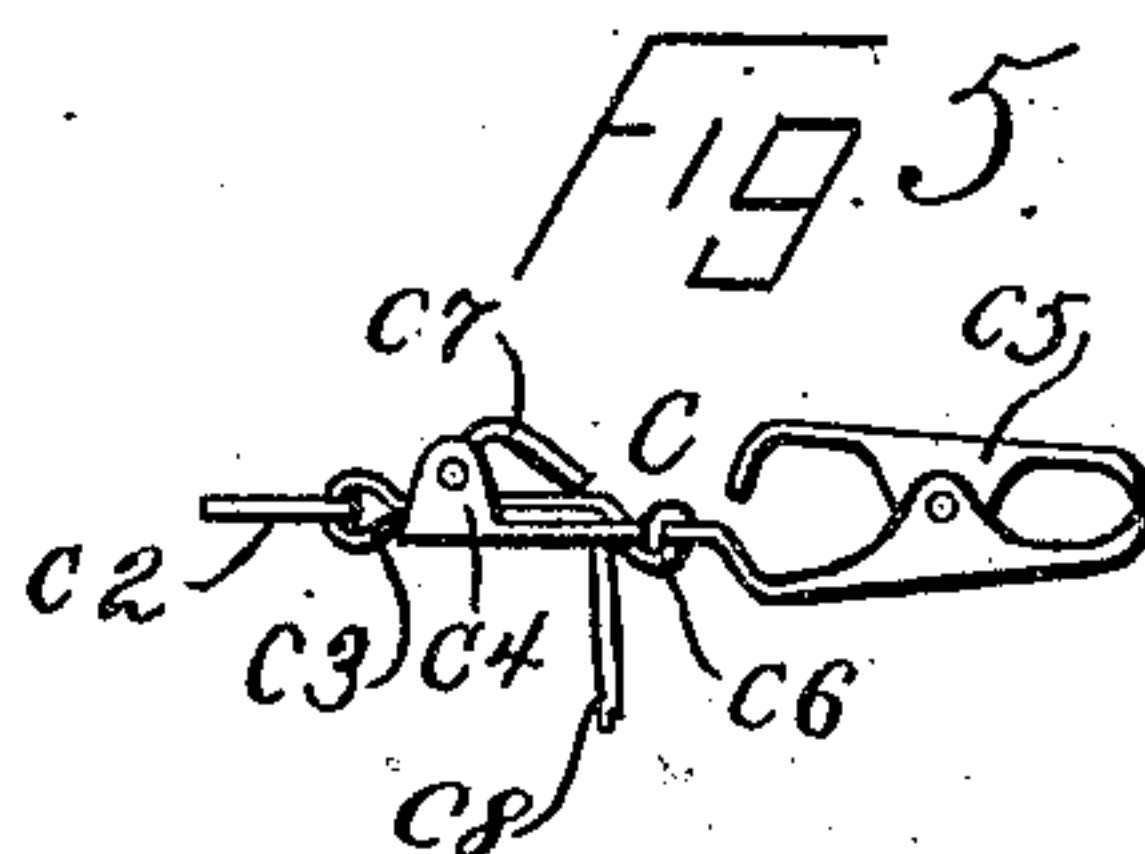
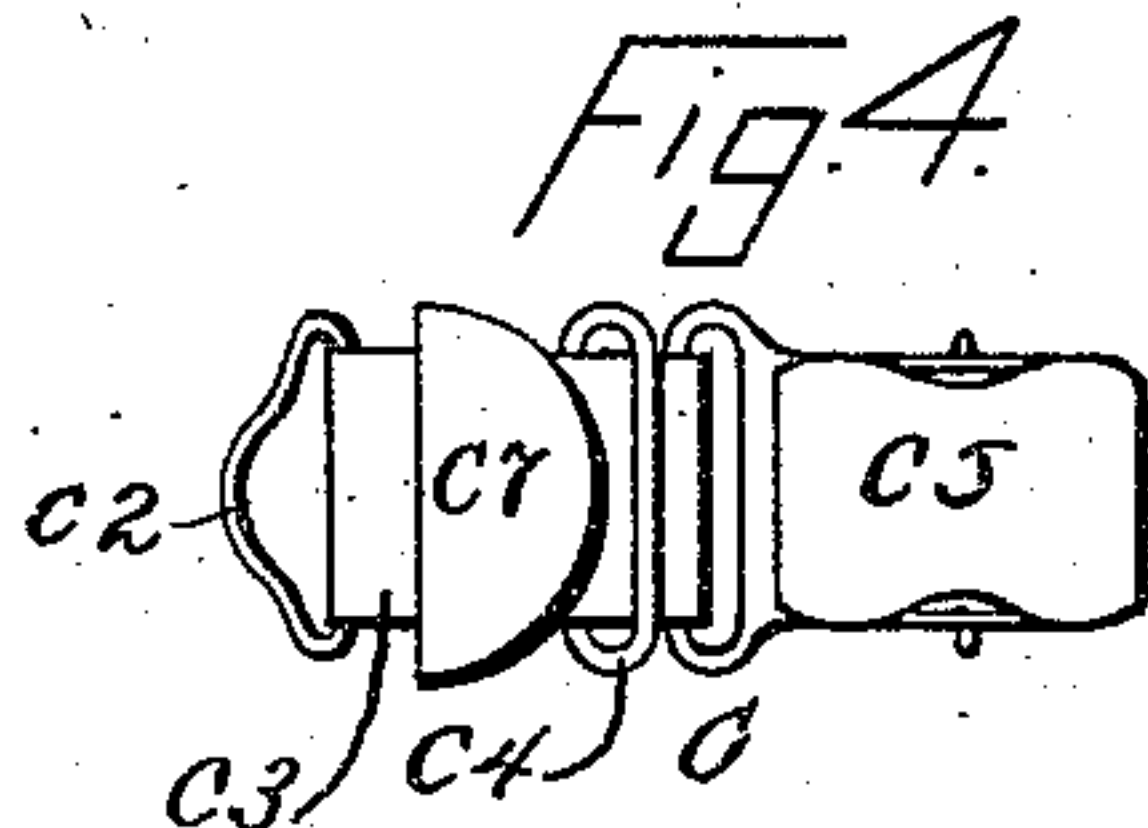
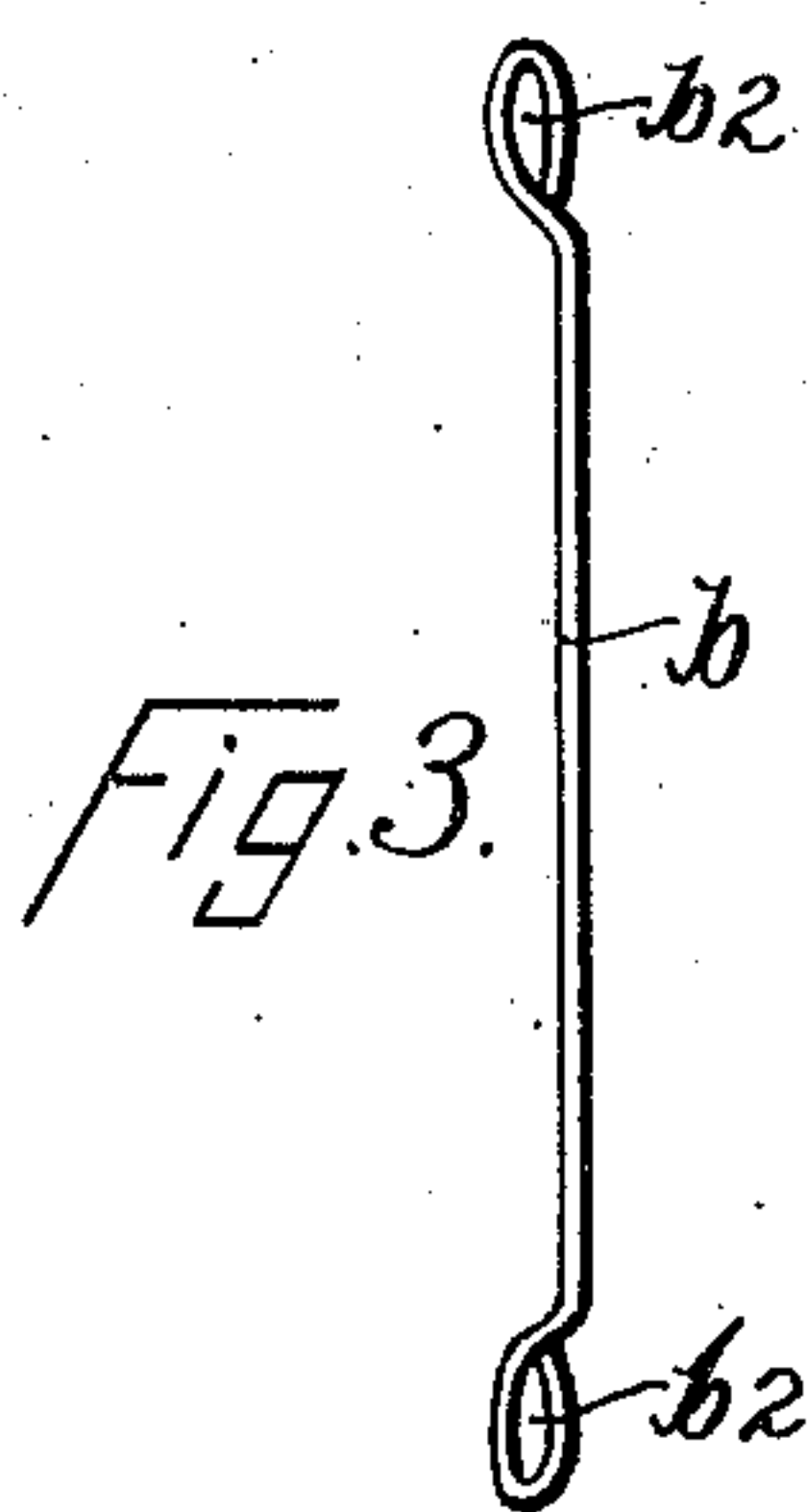
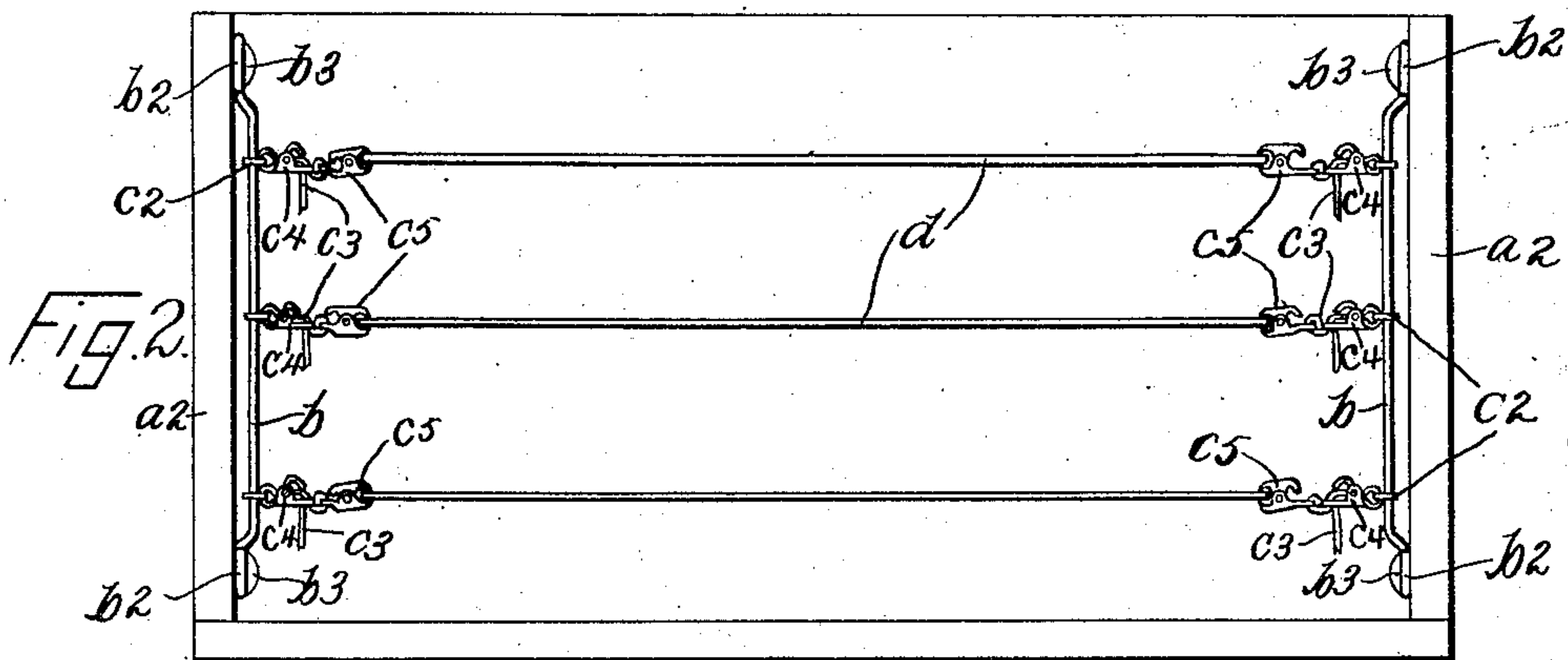
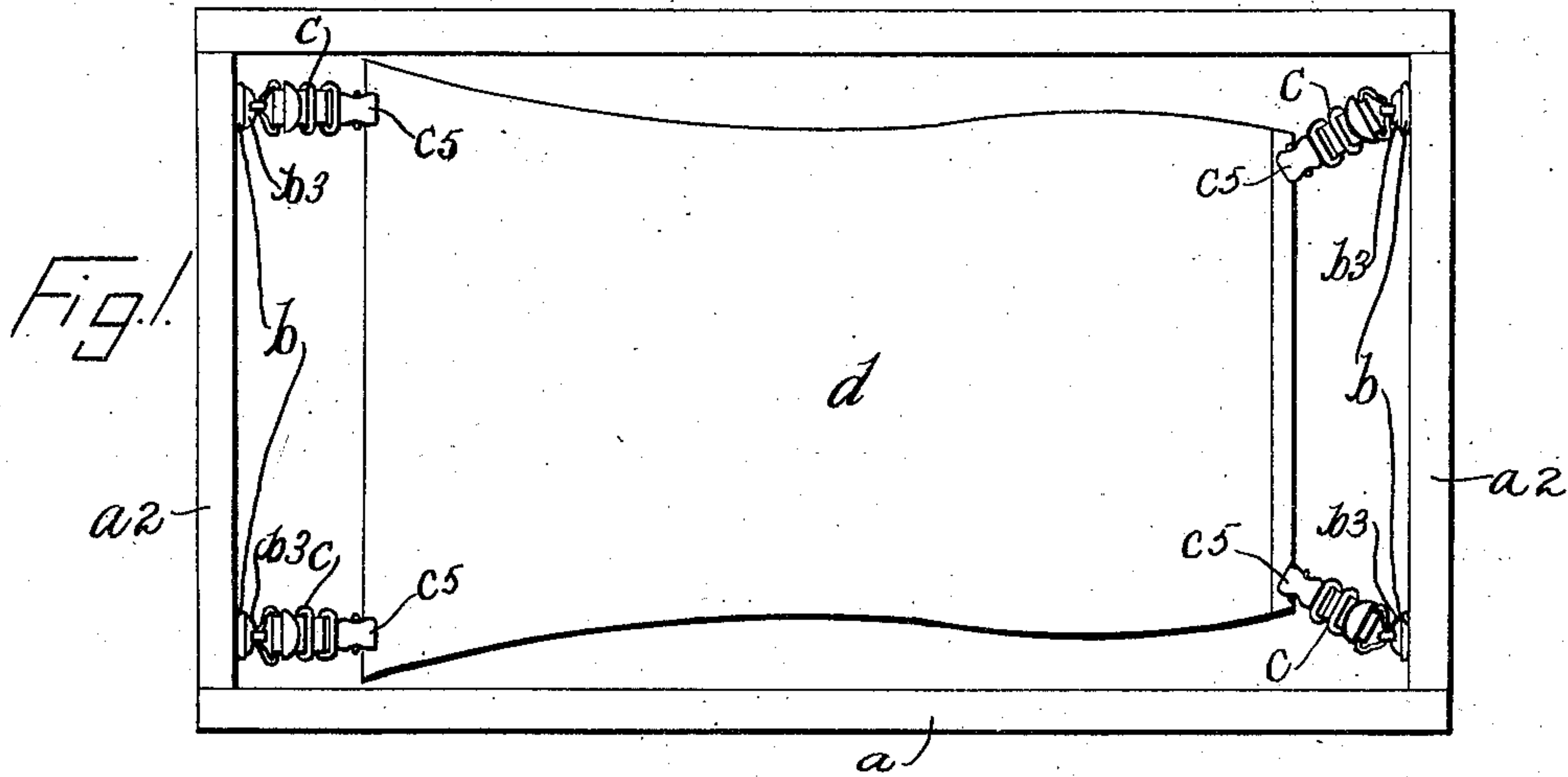
No. 749,959.

PATENTED JAN. 19, 1904.

D. W. CURTISS.
GARMENT HOLDING ATTACHMENT FOR TRUNKS.

APPLICATION FILED MAR. 31, 1903.

NO MODEL.



WITNESSES

S. D. Gottheimer.
J. C. Lasser

BY

INVENTOR
Dorothy W. Curtiss
Edgar Salter & Co.
ATTORNEYS

UNITED STATES PATENT OFFICE.

DOROTHY W. CURTISS, OF BROOKLYN, NEW YORK.

GARMENT-HOLDING ATTACHMENT FOR TRUNKS.

SPECIFICATION forming part of Letters Patent No. 749,959, dated January 19, 1904.

Application filed March 31, 1903. Serial No. 150,365. (No model)

To all whom it may concern:

Be it known that I, DOROTHY W. CURTISS, a citizen of the United States, residing at Brooklyn, in the county of Kings and State of New York, have invented certain new and useful Improvements in Garment-Holding Attachments for Trunks, of which the following is a specification, such as will enable those skilled in the art to which it appertains to make and use the same.

The object of this invention is to provide a trunk with attachments by means of which a skirt or other garment may be held in proper shape and will not be pressed out of condition or tumbled about or crumpled or folded up; and with this and other objects in view the invention consists in a device or devices of the class specified constructed as hereinafter described and claimed.

The invention is fully disclosed in the following specification, of which the accompanying drawings form a part, in which the separate parts of my improvement are designated by suitable reference characters in each of the views, and in which—

Figure 1 is a plan view of a trunk provided with my improvement with the top or cover removed; Fig. 2, a similar view showing one side removed; Fig. 3, a view of a detail of the attachment which I employ; Figs. 4 and 5, a plan and side view, respectively, of another part of the attachment; and Fig. 6, a sectional side view of the device as shown in Fig. 5 and showing the parts extended.

In the drawings forming part of this specification I have shown at *a* an ordinary trunk or the bottom portion thereof, and said trunk may be of any desired dimensions and is preferably of such size as to admit of the placing of a skirt therein without folding it in any way.

To the opposite ends *a'* of the trunk are secured vertical rods *b*, one of which is shown in detail in Fig. 3, and these rods are provided at their ends with loops or eyes *b'*, through which are passed screws or other fastening devices *b''*, and the ends of said rods are formed in such a manner that the body portions thereof set inward from the ends of the trunk, as clearly shown in Fig. 2.

Mounted on the rods *b* are a number of

skirt-holding devices *c*, which consist of a loop-shaped member *c'*, through which the rods *b* pass, an elastic strap *c''* and buckle *c'''*, connected with said strap, and a spring-clamp *c''''*, also connected with said strap at *c'''''*. The buckle *c'''* is provided with a clamp *c'''''*, and one end of the elastic strap *c''* is secured to the spring-clamp *c''''* at *c'''''* and then passed through the buckle and through the link *c''* and then back through the buckle, and the end thereof projects therethrough, as shown at *c''''''*, and by means of this construction the elastic strap *c''*, or that part thereof with which the spring-clamp *c''''* is connected, may be shortened or lengthened, as may be desired.

The spring-clamp *c''''* may be of the usual or any preferred construction, and the buckle *c'''* may also be of the usual or any preferred construction, all that is necessary in this connection being to provide an attachment vertically movable on the rod or rods *b* and having spring-clamps or similar devices adapted to engage and hold a skirt *d*. Four of the skirt-holding devices *c* are employed for each skirt, and all of these devices are connected with and movable on the corresponding rods *b*, and it will be apparent that any desired number of skirts may be thus supported within the trunk, the number of skirts supported depending on the height of the trunk, and by means of this improvement the skirts may be held closely adjacent or be placed directly on or over one another, and the rods *b* may be connected with the trunk in such a manner that the bottom skirt will be closely adjacent to or lie on or approximately on the bottom of the trunk and the top skirt be flush with the top portion of the trunk or the body thereof.

Other garments may be supported in the trunk in a manner similar to that herein shown and described, and other articles may also be so supported, if necessary, and changes in and modifications of the construction herein described may be made without departing from the spirit of my invention or sacrificing its advantages.

It is not absolutely necessary that the skirt-holding device be movable on rods *b*, and other means for securing said devices may be employed.

Having fully described my invention, what I claim as new, and desire to secure by Letters Patent, is—

1. A trunk provided at the ends with vertically-arranged rods and skirt-holding devices vertically movable thereon and comprising a link through which said rods pass, a buckle, an elastic strap passing therethrough and connected with said link, and a spring-clamp connected with said elastic strap, substantially as shown and described.

2. A trunk provided at the corners with vertically-arranged rods, and garment-holding devices vertically movable on said rods, and

comprising a link through which said rods pass, a buckle, an elastic strap connected with said buckle and a spring-clamp connected with said elastic strap, substantially as shown and described.

In testimony that I claim the foregoing as my invention I have signed my name, in presence of the subscribing witnesses, this 30th day of March, 1903.

DOROTHY W. CURTISS.

Witnesses:

F. A. STEWART,
J. C. LARSEN.