

No. 749,605.

PATENTED JAN. 12, 1904.

S. A. BIEBERSTEIN.  
TROUSERS.

APPLICATION FILED JULY 13, 1903.

NO MODEL.

2 SHEETS—SHEET 1.

Fig. 1.

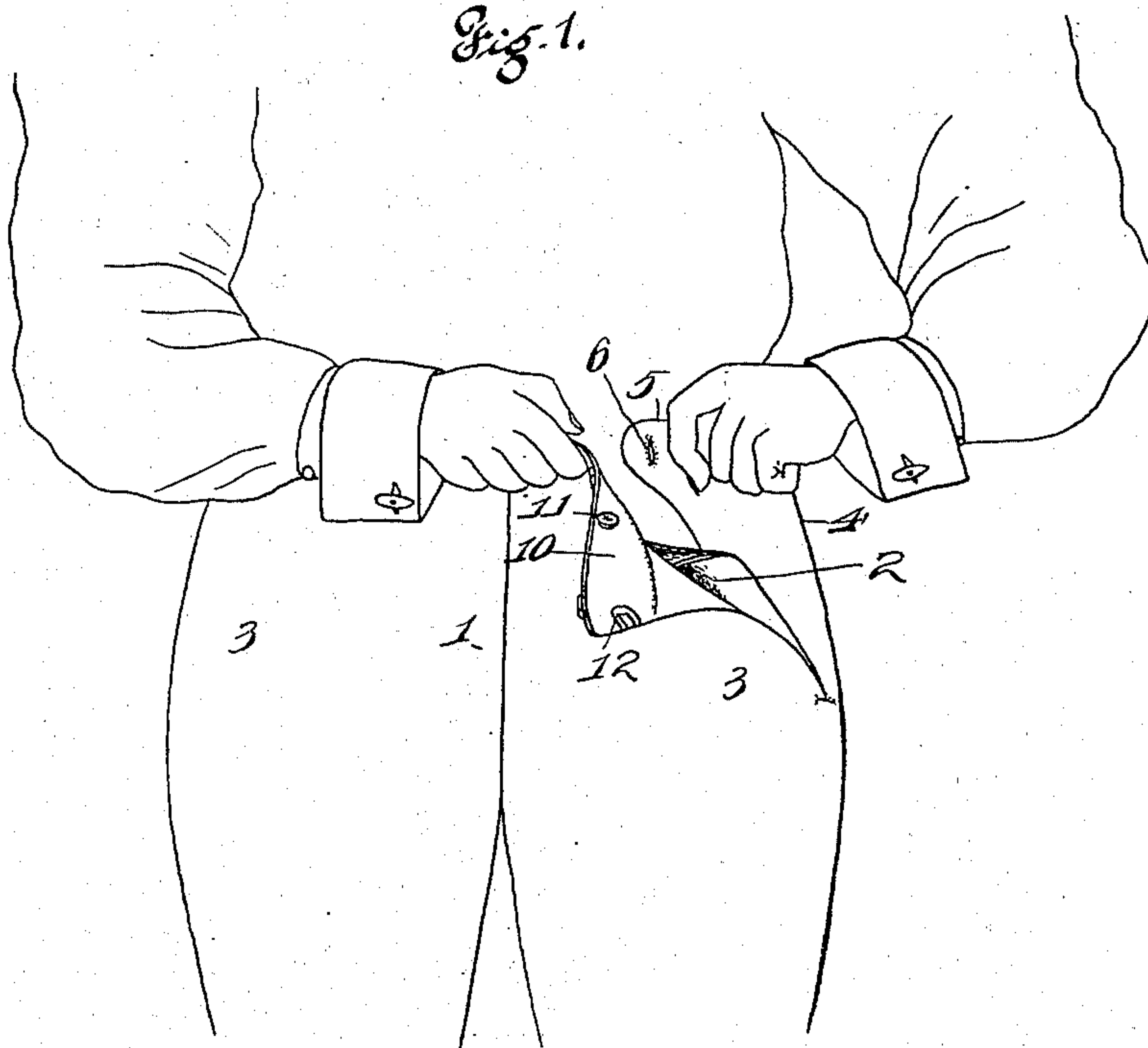
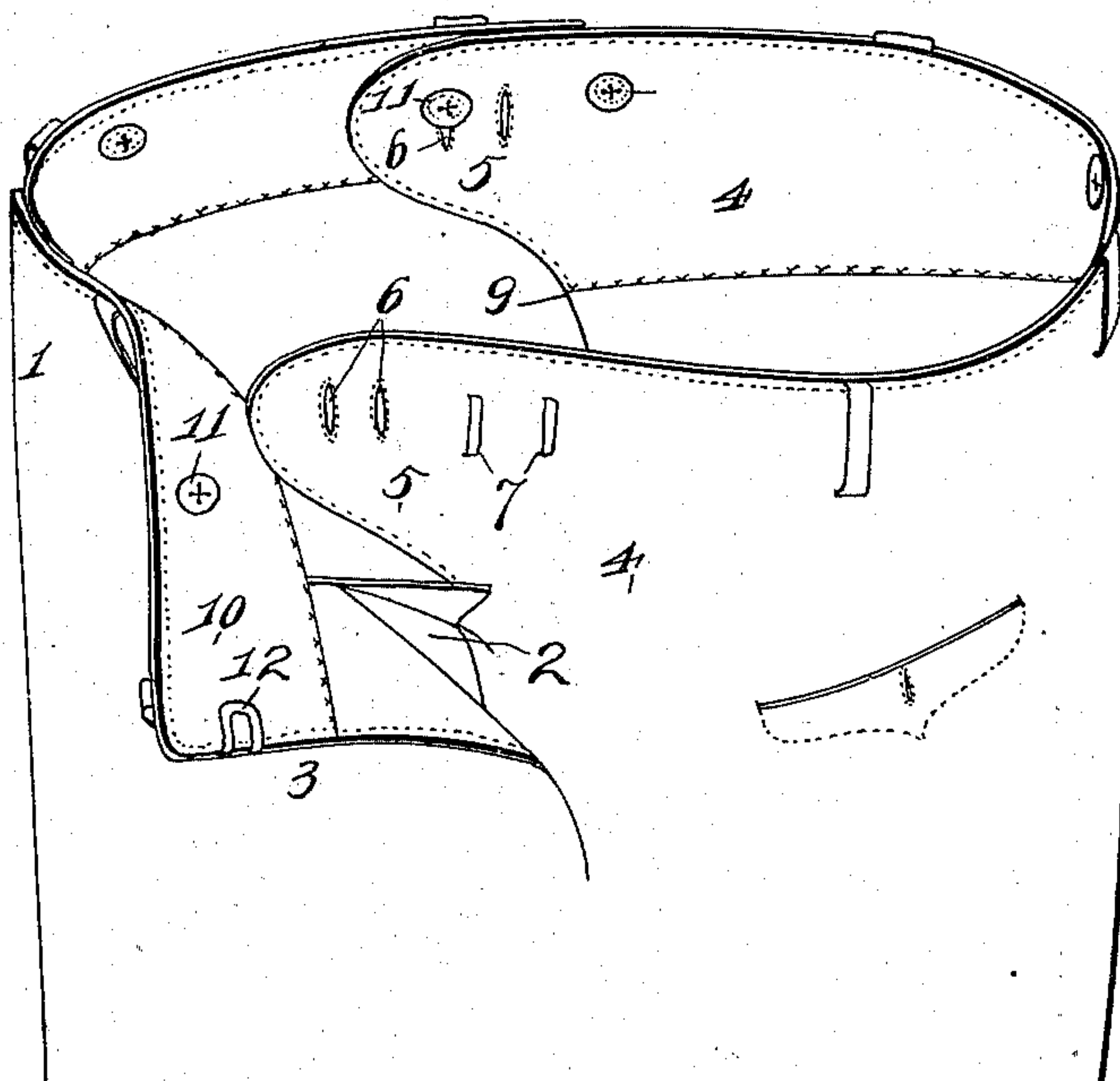


Fig. 2.



Witnesses  
Alfred B. Bick  
M. J. Drion

Inventor  
Samuel A. Bieberstein  
by Higdon & Longan & Hopkins Attys

No. 749,605.

PATENTED JAN. 12, 1904.

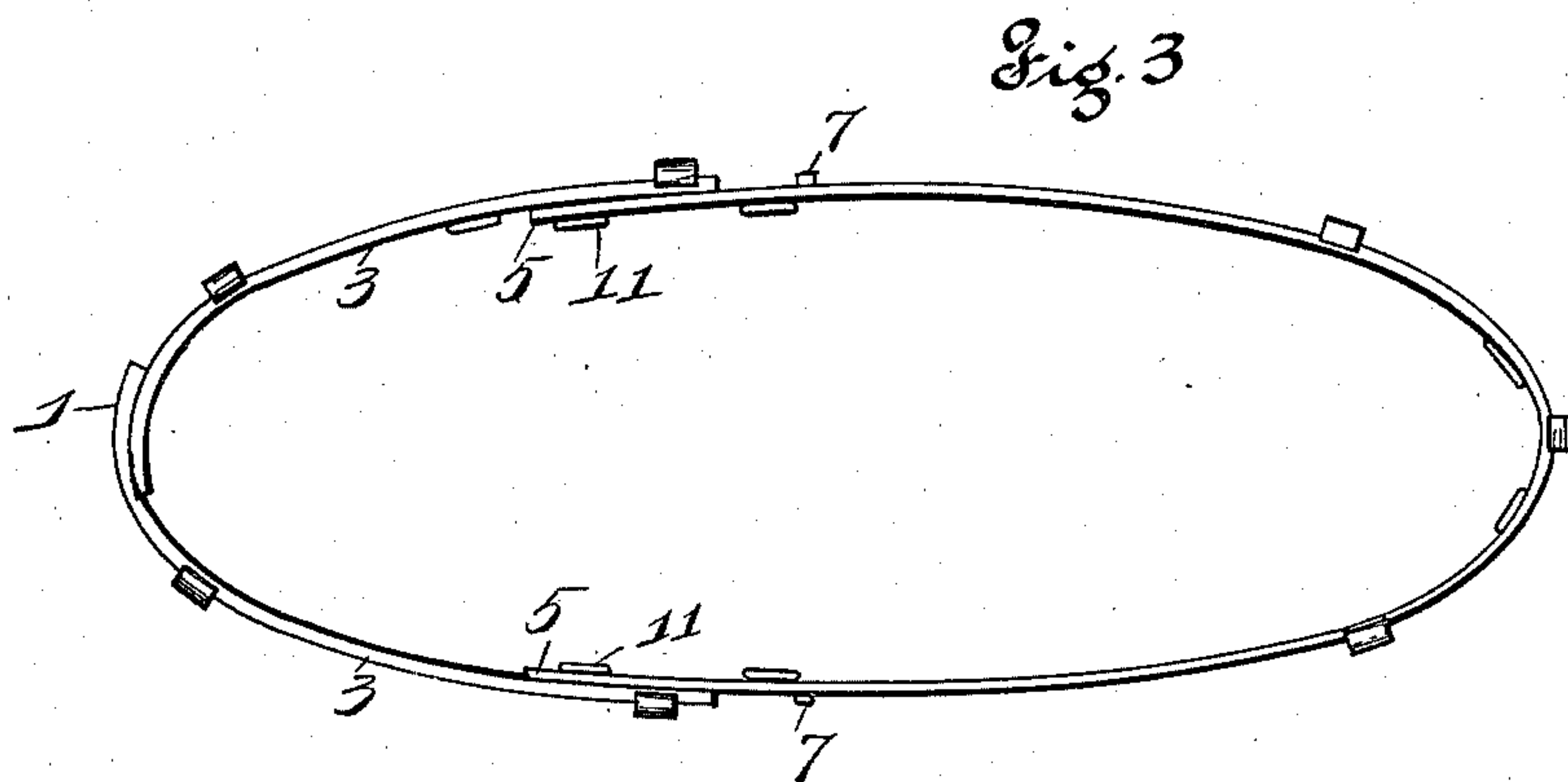
S. A. BIEBERSTEIN.

TROUSERS.

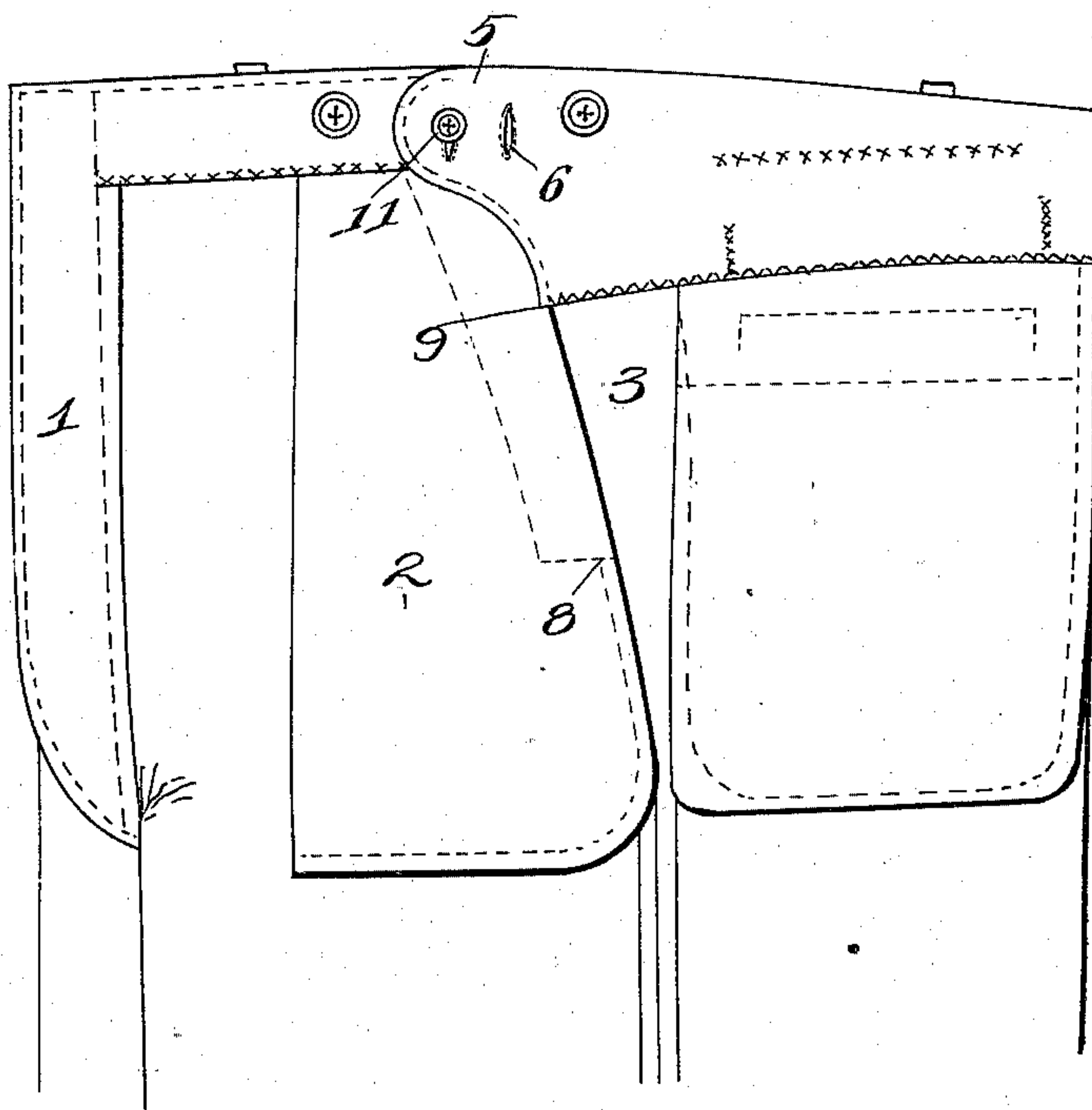
APPLICATION FILED JULY 13, 1903.

NO MODEL.

2 SHEETS—SHEET 2.



*Fig. 4.*



*Witnesses*  
*Alfred E. Eick*  
*McElroy*

*Inventor*  
*Samuel A. Bieberstein*  
*by Higdon & Longan & Hopkins, attys.*



# UNITED STATES PATENT OFFICE.

SAMUEL A. BIEBERSTEIN, OF ST. LOUIS, MISSOURI, ASSIGNOR TO SCHMITZ & SHRODER, OF ST. LOUIS, MISSOURI, A COPARTNERSHIP COMPOSED OF RUDOLPH SCHMITZ AND SAMUEL N. SHRODER.

## TROUSERS.

SPECIFICATION forming part of Letters Patent No. 749,605, dated January 12, 1904.

Application filed July 13, 1903. Serial No. 165,241. (No model.)

*To all whom it may concern:*

Be it known that I, SAMUEL A. BIEBERSTEIN, a citizen of the United States, residing at St. Louis, State of Missouri, have invented certain new and useful Improvements in Trousers, of which the following is a specification containing a full, clear, and exact description, reference being had to the accompanying drawings, forming a part hereof.

My invention relates to improvements in trousers, and has for its object to provide trousers easily adjustable about the waist of the wearer.

In the drawings, Figure 1 is a front view showing my improved trousers in use, the adjustment being about to be effected by the wearer. Fig. 2 is a perspective view of my improved trousers, showing the far side adjusted and the near side open. Fig. 3 is a top view of a waistband of my improved trousers. Fig. 4 is an inside view showing the arrangement of the pockets with relation to the adjusting-flap.

As shown in the drawings, the garment is provided with the usual front flap 1, but is made continuous at the rear, omitting the triangular notch, straps, and buckle commonly used in the adjustment of trousers.

The garment is provided with two side pockets 2, the outer sides of said pockets being superimposed upon and fastened to the cloth-sections 3, which form the front of the trousers.

The cloth-section 4, forming the rear portion of the trousers, is extended at its upper edge on each side of the garment to form the extension-flaps 5, which are provided with buttonholes 6 and eyes 7.

The inner edges of the rear ply of the pockets 2 are sewed or otherwise fastened to the cloth-section 4 from the bottoms of the mouths of said pockets 2 at the point indicated by the numeral 8 upwardly to the base of the extension-flaps 5 at the point indicated by the numeral 9.

The front waistband-sections 10, which are

attached to the inner side of the tops of the cloth-sections 3, are each provided with a button 11 and hook 12, the buttons 11 being adapted to engage with the buttonholes 6 and the hooks 12 being adapted to engage with the eyes 7.

By the described means the trousers of my invention are given a wide range of adjustability about the waist of the wearer, the adjusting means being entirely concealed from view when the garment is in use, and the garment is formed with great economy of material, there being no excess material employed except the extension-flaps 5. Furthermore, in the use of the garment no belt is necessary, as there are no buttonholes or hooks or eyes visible when the garment is in use. In the adjustable trousers heretofore made some of the means of adjustment have been externally visible and necessitated the use of a belt for their concealment.

Having thus described my invention, what I claim as new, and desire to have secured to me by the grant of Letters Patent, is—

Adjustable trousers, comprising a rear cloth-section provided with forwardly-extending adjusting-flaps at its upper edge on each side of the garment, said adjusting-flaps being provided with buttonholes and eyes, two front cloth-sections 3, and pockets 2 having their outer sides superimposed upon and fastened to the cloth-sections 3, the inner edges of the rear ply of said pockets being secured to the cloth-sections 4 beneath the lower edges of the extension-flaps 5, the cloth-sections 3 being provided with buttons and hooks to engage with the buttonholes and eyes upon the adjusting-flaps, substantially as described.

In testimony whereof I have signed my name to this specification in presence of two subscribing witnesses.

SAMUEL A. BIEBERSTEIN.

Witnesses:

ALFRED A. EICKS,  
JOHN C. HIGDON.