

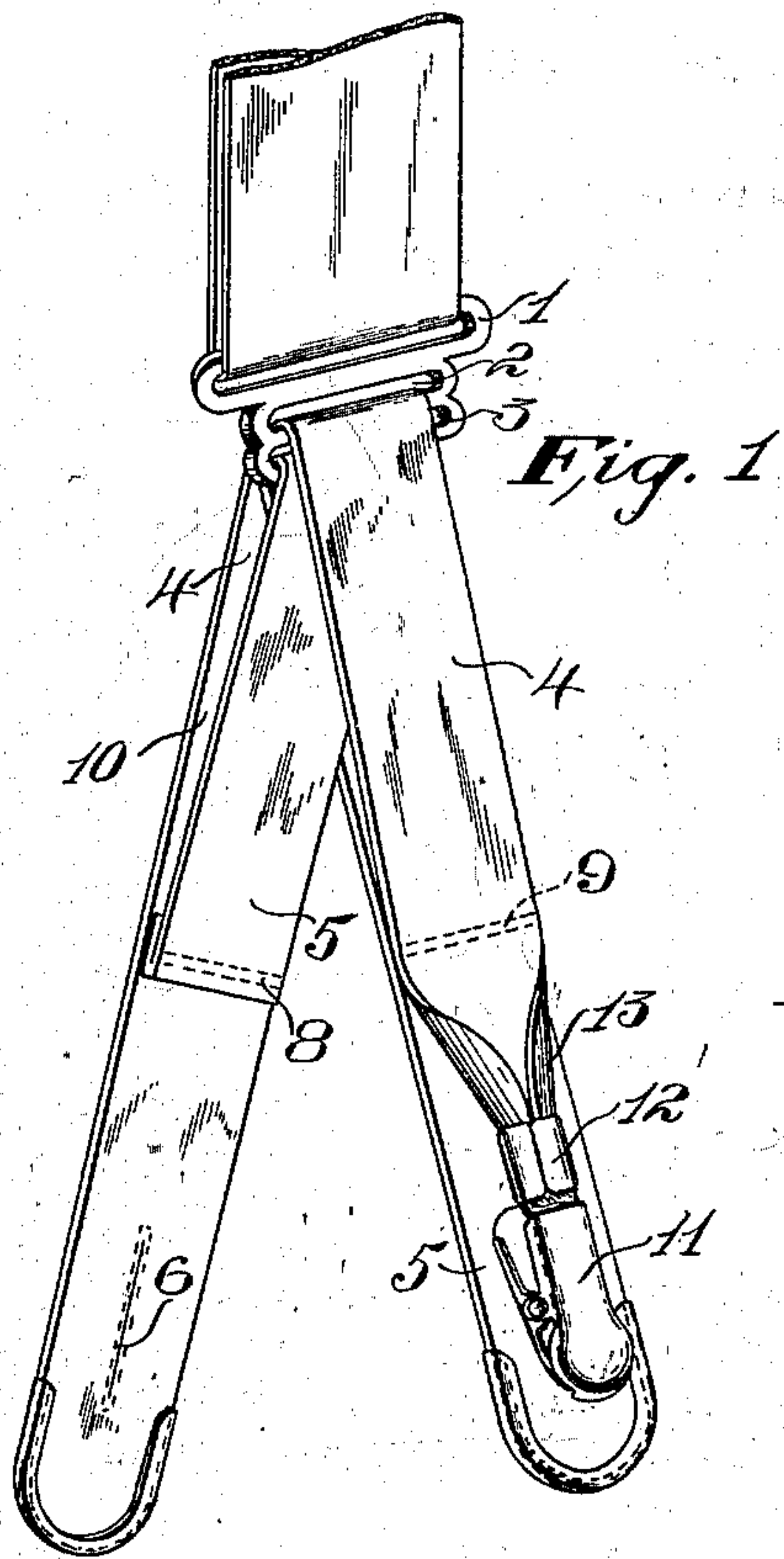
No. 749,355.

PATENTED JAN. 12, 1904.

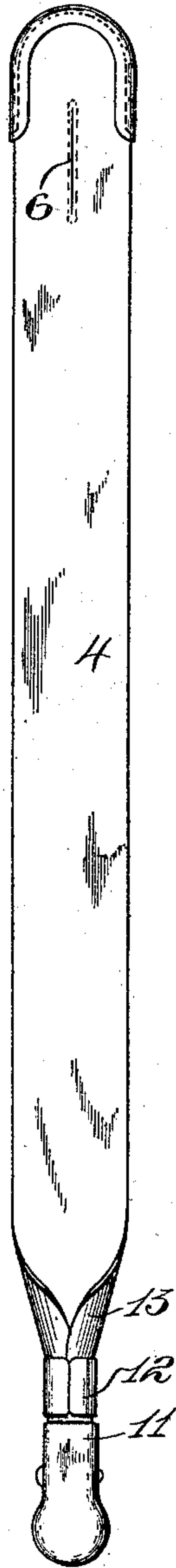
W. BLOOMBERG.  
SUSPENDER END.

APPLICATION FILED FEB. 24, 1903.

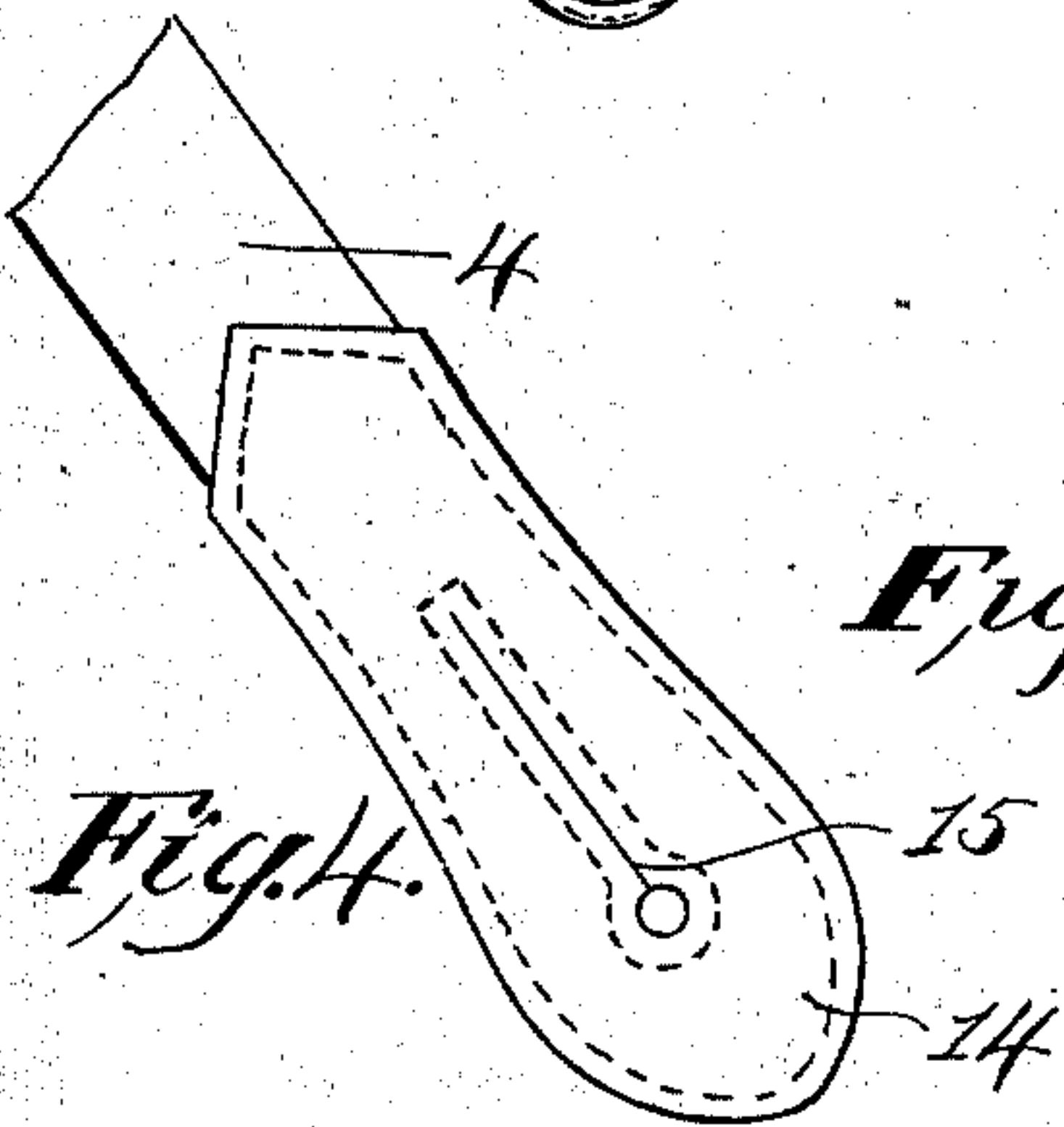
NO MODEL.



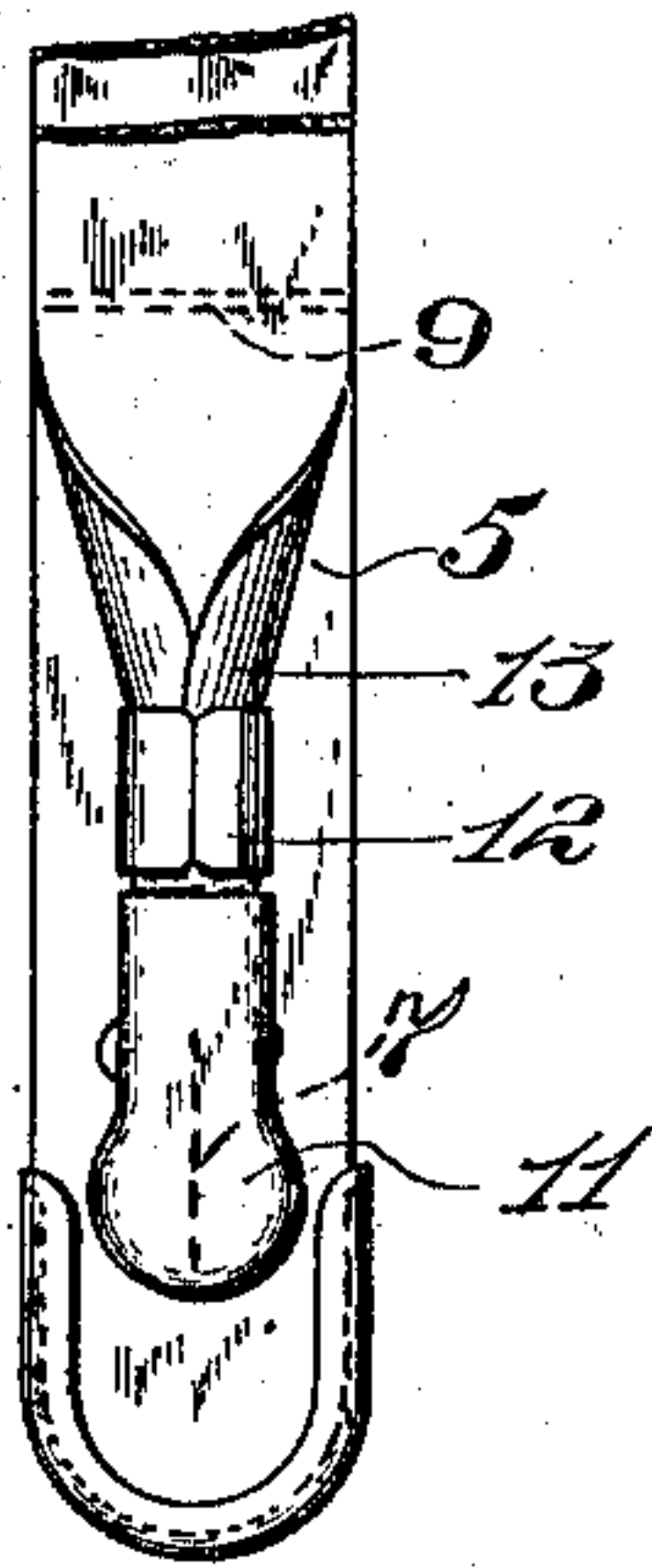
*Fig. 1*



*Fig. 2*



*Fig. 3*



*Fig. 4*

Witnesses:  
Calderon C. Fuss  
B. C. Stickney.

Inventor  
William Bloomberg  
By his Attorney.  
F. H. Richards.



# UNITED STATES PATENT OFFICE.

WILLIAM BLOOMBERG, OF NEW YORK, N. Y.

## SUSPENDER-END.

SPECIFICATION forming part of Letters Patent No. 749,355, dated January 12, 1904.

Application filed February 24, 1903. Serial No. 144,587. (No model.)

*To all whom it may concern:*

Be it known that I, WILLIAM BLOOMBERG, a citizen of the United States, residing in New York, in the county of New York and State of New York, have invented certain new and useful Improvements in Suspenders-Ends, of which the following is a specification.

This invention relates to those suspender-ends which are provided with additional means for supporting undergarments; and its object is to improve and simplify the construction thereof.

In the drawings forming part of this specification, Figure 1 is a perspective view showing particularly the reverse side of the suspender-end, which is illustrated as attached to a shoulder-strap. Fig. 2 is a view of a woven tape or leather strap having at one end a buttonhole and at the other end an undergarment-supporter. Fig. 3 is a view of the reverse side of one of the tabs of the suspender-end, showing particularly how the undergarment-supporter is neatly concealed behind the same. Fig. 4 shows the tape provided with a leather tip, which is secured to the tape and depends therefrom.

My improved suspender-end comprises a trimming 1, usually made of metal and having eyes 2 and 3, one above the other, through which run flatwise straps or tapes 4 and 5, said tapes overlapping, as seen clearly at Fig. 1, and each thereof being formed at its free end with a buttonhole, as at 6 and 7, and being attached at its other end to the other tape, as at 8 and 9, thus forming a loop, which is marked 10 at Fig. 1, one leg whereof passes through the eye 2 and the other leg whereof passes through the eye 3. To the tape 4 at the end opposite the buttonhole 6 I secure a clasp 11 of any usual design for supporting an undergarment, said clasp being preferably connected by its clip 12 to a short length 13 of the tape 4, which extends below the seam 9. This undergarment-supporter lies directly in rear of the tab end of the tape 4, as seen at Figs. 1 and 3. Although I have illustrated the clasp 11 as secured directly to the tape 4, it will be understood that said clasp, together with its tab 13, may be independently secured

to the under side of either of the suspender-end tabs behind the buttonhole thereof without departing from the scope of my invention, as at Fig. 3, the tab 13 terminating at or just above the line of stitching 9. If desired, said tab may be folded under and stitched in the manner illustrated at 8, Fig. 1. For economy and simplicity I prefer, however, to secure said clasp 11 directly upon the end of one of the main tapes 4 and 5, as illustrated. Thus it will be seen that the tape 4 is prolonged at 13 beyond the seam or point of attachment 9, which is just above the buttonhole 7 in the tape 5. My invention, hence, comprises a length of woven tape, as 4, having at one end a buttonhole, as 6, and at the other end a clasp, as 11, for an undergarment, in combination with a metallic trimming, as 1, over which said tape runs flatwise, and a second length of tape, as 5, connected to the first at 8 and also at 9 and also provided with a buttonhole 7. Viewed in another way my invention may be seen to comprise a loop 10, buttoning means at the depending end of each loop, and an undergarment-supporter depending from one of said loop ends.

The right-hand side of Fig. 1 shows a tab comprising two plies of strap or tape 4 and 5, the outer of said plies, 5, having at its end a buttonhole 7 and the inner of said plies, 4, having secured thereto the clasp 11. The undergarment-supporter, including the parts 11, 12, and 13, is of course movable with the tape or tab 5.

Variations may be resorted to within the scope of my improvements.

As will be seen at Fig. 4, each of the button-tabs, if made of woven tape, may have a leather tip 14, formed with a buttonhole 15. If the tapes or straps are, however, made of leather, the buttonholes may be formed directly therein, as illustrated in the other figures. Preferably I employ woven tapes in forming the suspender-end.

Having thus described my invention, I claim—

1. A suspender-end comprising a trimming having two eyes, connected straps or tapes running through each of said eyes and each



formed with a buttonhole, and an undergarment-supporter stitched directly to one of said tapes above its buttonhole and depending in rear thereof, said undergarment-supporter including a tab to whose lower end is affixed a metallic clasp.

2. A suspender-end comprising two overlapping straps or tapes, each being formed at its free end with a buttonhole and being attached at its overlapping end to the other tape near the buttonhole of the latter, and an undergarment-supporter stitched to one of said tapes on the reverse side thereof and consisting of a length of tape and a metallic clasp attached to its lower end; said clasp being suspended above the lower extremity of the buttonhole-tape so as to be covered by the latter.

3. A suspender-end comprising a trimming having two eyes, straps or tapes running through said eyes, each of said tapes having a buttonhole at its lower end and forming a tab and being attached at its other end to the other tape, and an undergarment-supporting metallic clasp connected directly to one of said tapes upon the reverse side thereof and suspended above the lower extremity of said tape so as to be covered thereby.

4. A suspender-end comprising a trimming having two eyes, a loop of tape or belting passing through said eyes, one leg of the loop through each eye, buttoning means at the depending end of each loop, and an undergarment-supporting clasp carried by one of said

loop ends, but suspended above the lower extremity thereof so as to be covered thereby.

5. In a suspender-end, a tab comprising two plies of strap or tape, the outer of said plies having at its end a buttonhole, and the inner of said plies having affixed directly thereto immediately behind said outer ply a clasp for supporting an undergarment, said plies being secured together.

6. In a suspender-end, the combination with a trimming of a tab formed of strap or tape and running flatwise over said trimming, and an undergarment-supporter including a clasp and a tab stitched upon the reverse side of the latter and movable therewith; said clasp being formed for attachment to an undergarment and being suspended above the lower extremity of the strap or tape so as to be wholly covered thereby.

7. In a suspender-end the combination of a trimming of a tab formed of strap or tape and running flatwise over said trimming, and an undergarment-supporting clasp immediately behind said tab and attached directly thereto, but suspended above the lower extremity of said tape so that the latter may cover the clasp.

Signed at Nos. 9 to 15 Murray street, New York, N. Y., this 21st day of February, 1903.

WILLIAM BLOOMBERG.

Witnesses:

FRED. J. DOLE,  
JOHN O. SEIFERT.