

No. 748,254.

PATENTED DEC. 29, 1903.

A. H. BERNARD.

TOP FOR MUCILAGE OR GLUE CONTAINING DEVICES.

APPLICATION FILED APR. 1, 1903.

NO MODEL.

FIG. 1.

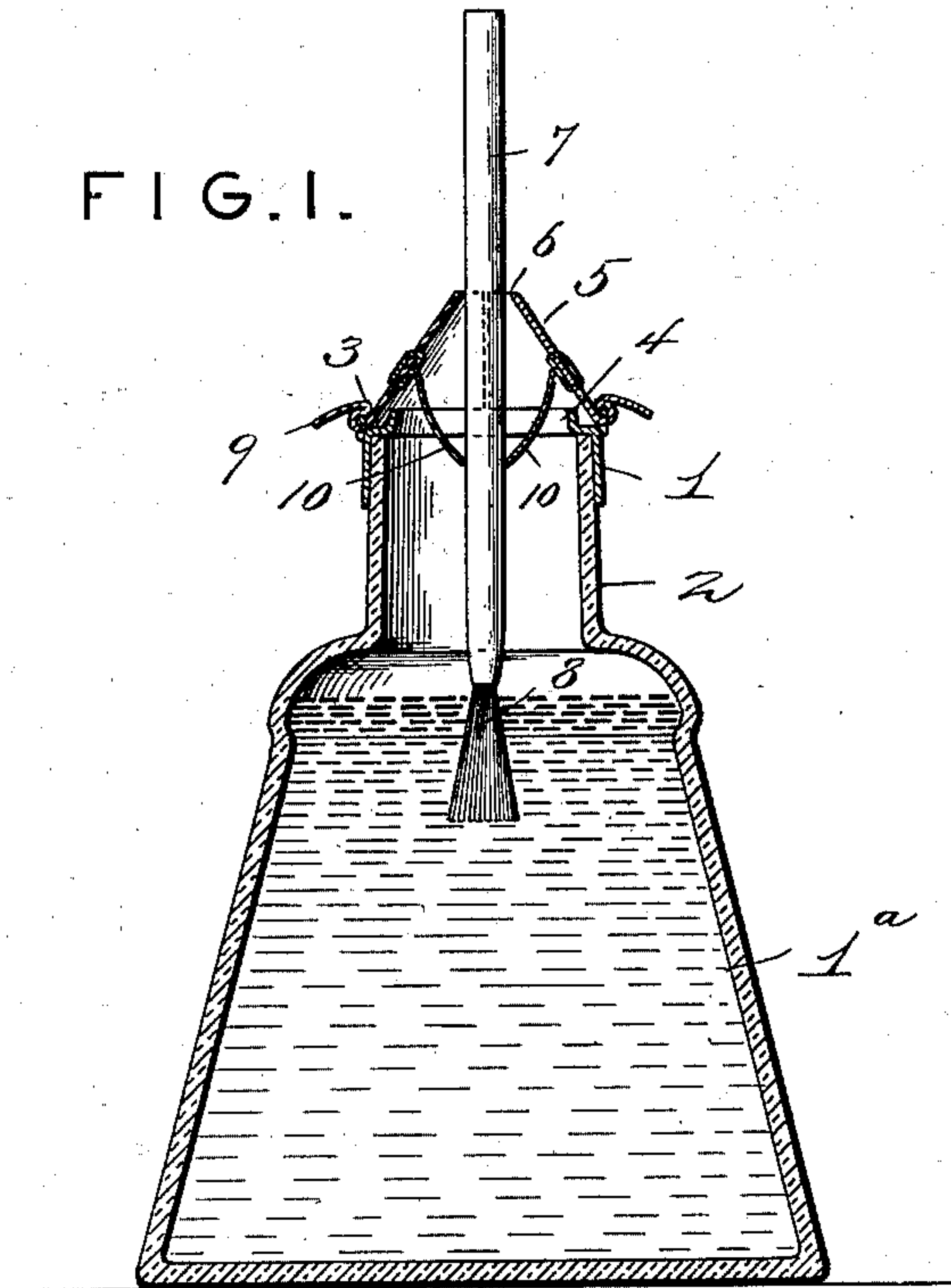


FIG. 3.

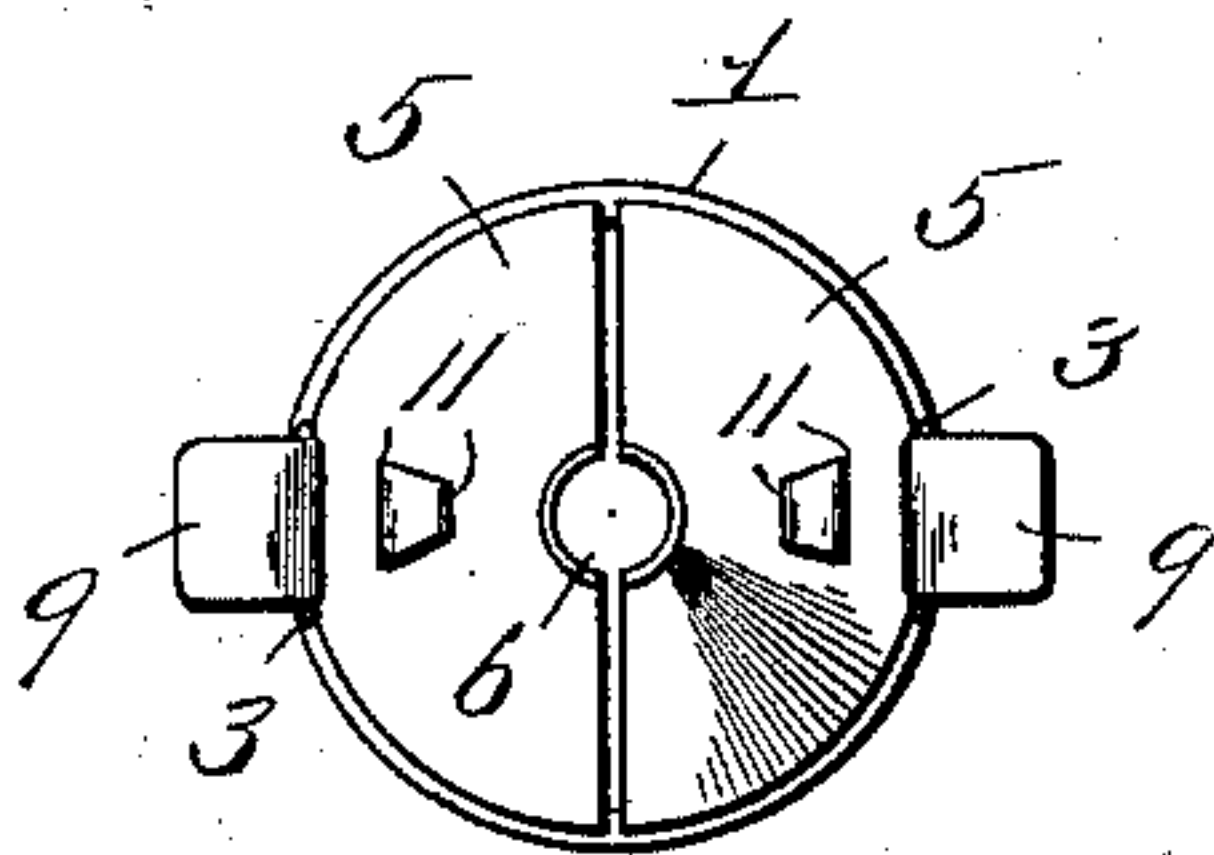


FIG. 4.

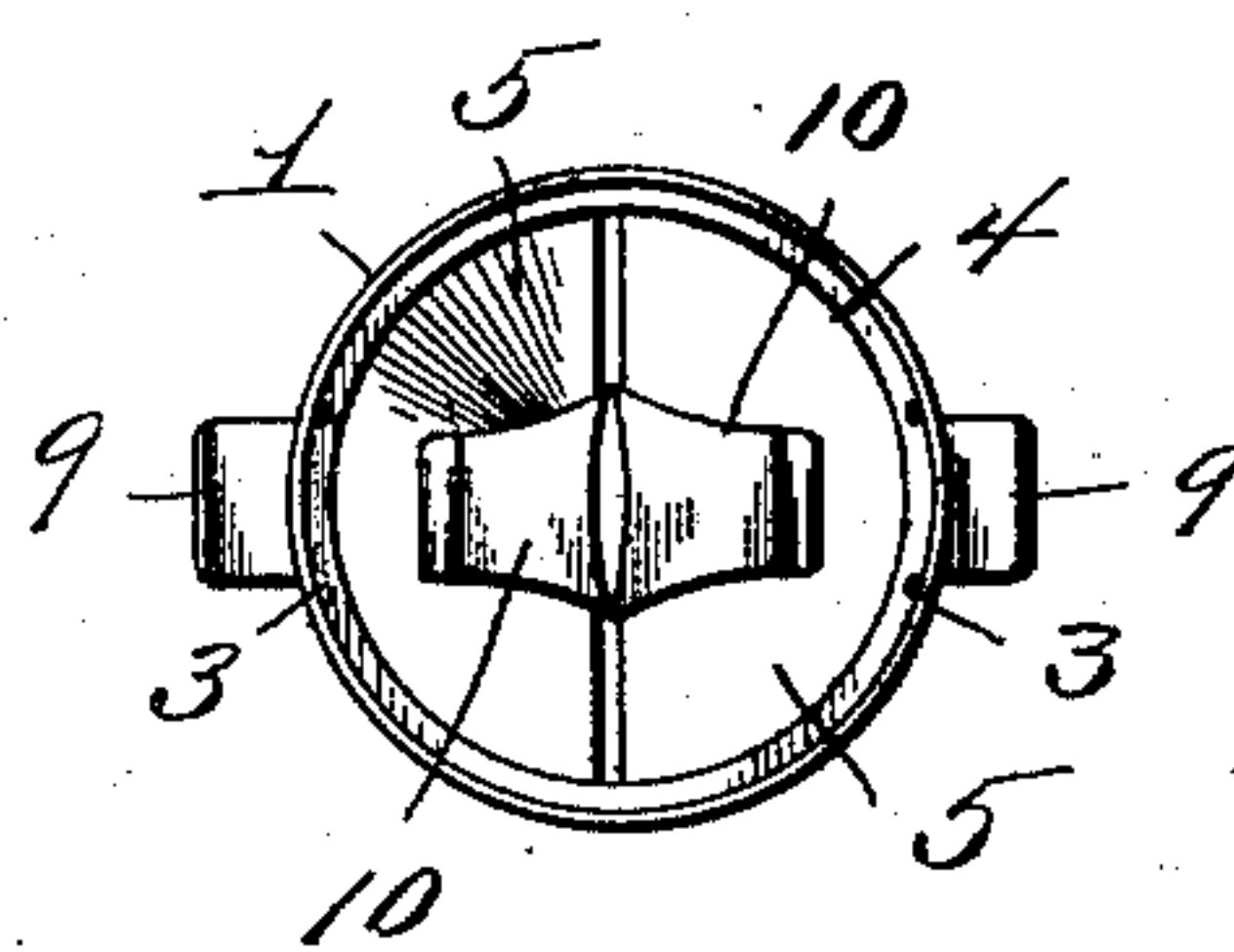
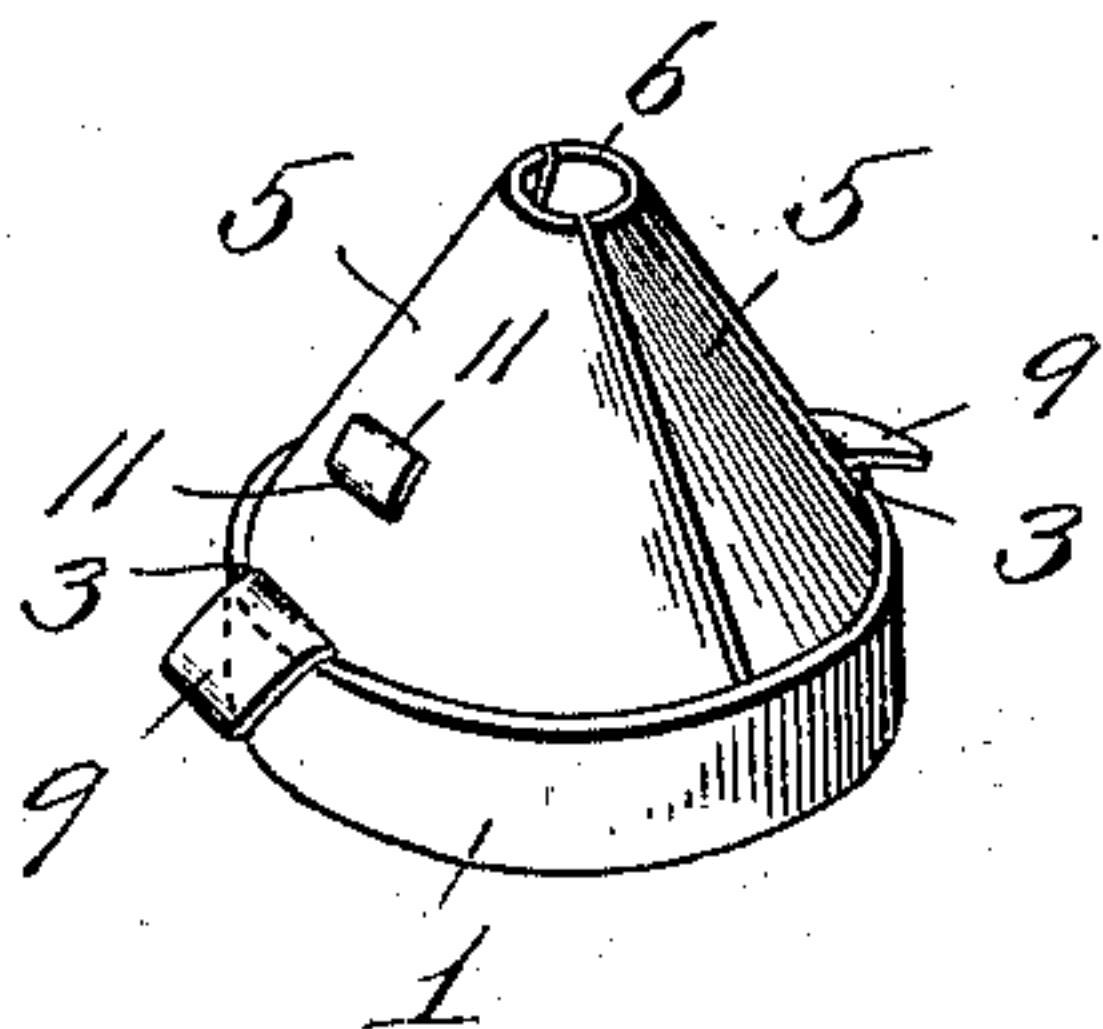


FIG. 2.



Inventor

Aden H. Bernard.

Witnesses

Harry L. Amer.
Chas. S. Hoyer.

By

Victor J. Crane

Attorney

UNITED STATES PATENT OFFICE.

ADEN H. BERNARD, OF MELROSE, MASSACHUSETTS.

TOP FOR MUCILAGE OR GLUE CONTAINING DEVICES.

SPECIFICATION forming part of Letters Patent No. 748,254, dated December 29, 1903.

Application filed April 1, 1903. Serial No. 150,631. (No model.)

To all whom it may concern:

Be it known that I, ADEN H. BERNARD, a citizen of the United States, residing at Melrose, in the county of Middlesex and State of Massachusetts, have invented new and useful Improvements in Tops for Mucilage or Glue Containing Devices, of which the following is a specification.

This invention relates to a top or cap piece for a mucilage-bottle; and the primary object of the same is to provide a device of this class with means for scraping surplus mucilage from the brush as it is drawn from the bottle or holder and also automatically operate to close the top or cap when the brush is inserted into the said bottle or holder.

The invention consists, essentially, of two semicone-shaped members hinged to a rim having an upstanding flange, the said members being provided with downwardly-projecting tongues and outer finger-pieces.

The invention further consists in the details of construction and arrangement of the several parts, which will be more fully hereinafter described and claimed.

In the drawings, Figure 1 is a transverse vertical section through a mucilage-bottle, showing the improved top or cap thereon. Fig. 2 is a detail perspective view of the cap. Fig. 3 is a top plan view of the cap. Fig. 4 is a bottom plan view of the cap.

Similar numerals of reference are employed to indicate corresponding parts in the several views.

The numeral 1^a designates a mucilage-bottle, to which the improved device is preferably attached, though it will be understood that it may be equally well employed in connection with a glue pot or bottle, and it is proposed to vary the proportions and dimensions of the improved device to accommodate different applications of the same.

The top or cap comprises a rim 1 to fit closely over the upper end of the neck 2 of a bottle or holder, the said rim having sufficient depth to render its application practical. The upper edge of the rim is bent inwardly at an angle, as at 3, and then struck up to form a flange 4. Hinged to diametrically opposite portions of the rim 1 at the angle of bend to form the flange 4 is a pair of semiconical members 5, the said members being so dis-

posed in relation to the rim that when they are closed the edges thereof will come into close relation. The upper extremities of the members 5 conjointly form an opening 6 large enough to permit the handle 7 of a brush 8 to project therethrough. The members 5 close to their pivotal points have outwardly-extending finger-pieces 9, which are continuous therewith and deflected downwardly, said pieces being used to open the cap members when found necessary. Projecting downwardly and inwardly at an angle of inclination from each cap member is a curved tongue 10, the said tongues gradually increasing in width toward their lower edges, and the latter are cut out to give them a concave contour, as shown by Fig. 4. The upper terminals of the tongues are passed through slots 11 in the cap members and bent to secure them in place, thus avoiding the use of solder or rivets in assembling the parts and materially cheapening the cost of manufacture.

It is proposed to form the entire device of suitable sheet metal, and the lower portion of the rim will be made very thin, so that it can be pressed around the neck of the bottle or holder to secure the cap in place. The tongues 10 are to be formed of spring metal, and when closed they engage the brush-handle and hold the brush in proper position within the bottle or holder.

The parts being arranged as shown by Fig. 4 and it being desired to use the mucilage or glue contained within the bottle or holder 1^a, the handle 7 of the brush is drawn upwardly, and when the brush reaches the edges of the said tongues the latter scrape the surplus mucilage or glue therefrom and permit said surplus material to fall back into the bottle or holder. Under ordinary circumstances, when the brush is withdrawn from the bottle or holder, the members 5 will fall back and remain in open condition with the lower edges of the tongues 10 in close engagement, the parts being so proportioned that when the members 5 are drawn outwardly they will be limited in their movement by the outer free ends of the finger-pieces 9 engaging the rim below, and, as before stated, when in such position the free ends of the tongues will be in close contact. When it is desired to replenish the brush with mucilage or glue,

the same is pressed downwardly against the tongues and the members 5 are simultaneously closed and when the brush is again withdrawn the surplus glue or mucilage removed therefrom, as before described. Should the members 5 close after the brush is withdrawn, they may be easily opened by engaging and pressing downwardly on the finger-pieces 9. The flange 4 prevents any drip-pings or portion of the mucilage or glue from falling over the upper portion of the rim, and the angle formed to locate the said flange inwardly from the outer periphery of the rim provides an upper stop, which bears upon the edge of the neck of the bottle or holder.

It will be seen that the parts of the improved top or cap can be quickly assembled, and, if desired, the outer surfaces of the rim and cap members 5, as well as the finger-pieces 9, may be suitably plated or otherwise ornamented.

Having thus fully described the invention, what is claimed as new is—

1. A top or cap for mucilage or glue bottles comprising a rim, semiconical members piv-

otally connected to the said rim and having outwardly-extending finger-pieces, and tongues secured to and projecting inwardly and downwardly from the said members.

2. A top or cap for mucilage or glue bottles comprising a rim having an inner upstanding flange, semiconical members hinged to the outer portion of the rim, and downwardly and inwardly inclined tongues carried by, and movable with, the said members.

3. A top or cap for a mucilage or glue holder comprising a rim to tightly fit over the neck of said holder, semiconical members hinged to the outer portion of said rim and having outwardly-projecting finger-pieces which also serve as stops to limit the outward movement of the members, and downwardly and inwardly projecting tongues secured to the members.

In testimony whereof I affix my signature in presence of two witnesses.

ADEN H. BERNARD.

Witnesses:

F. E. COYLE,
HARRY REED.