

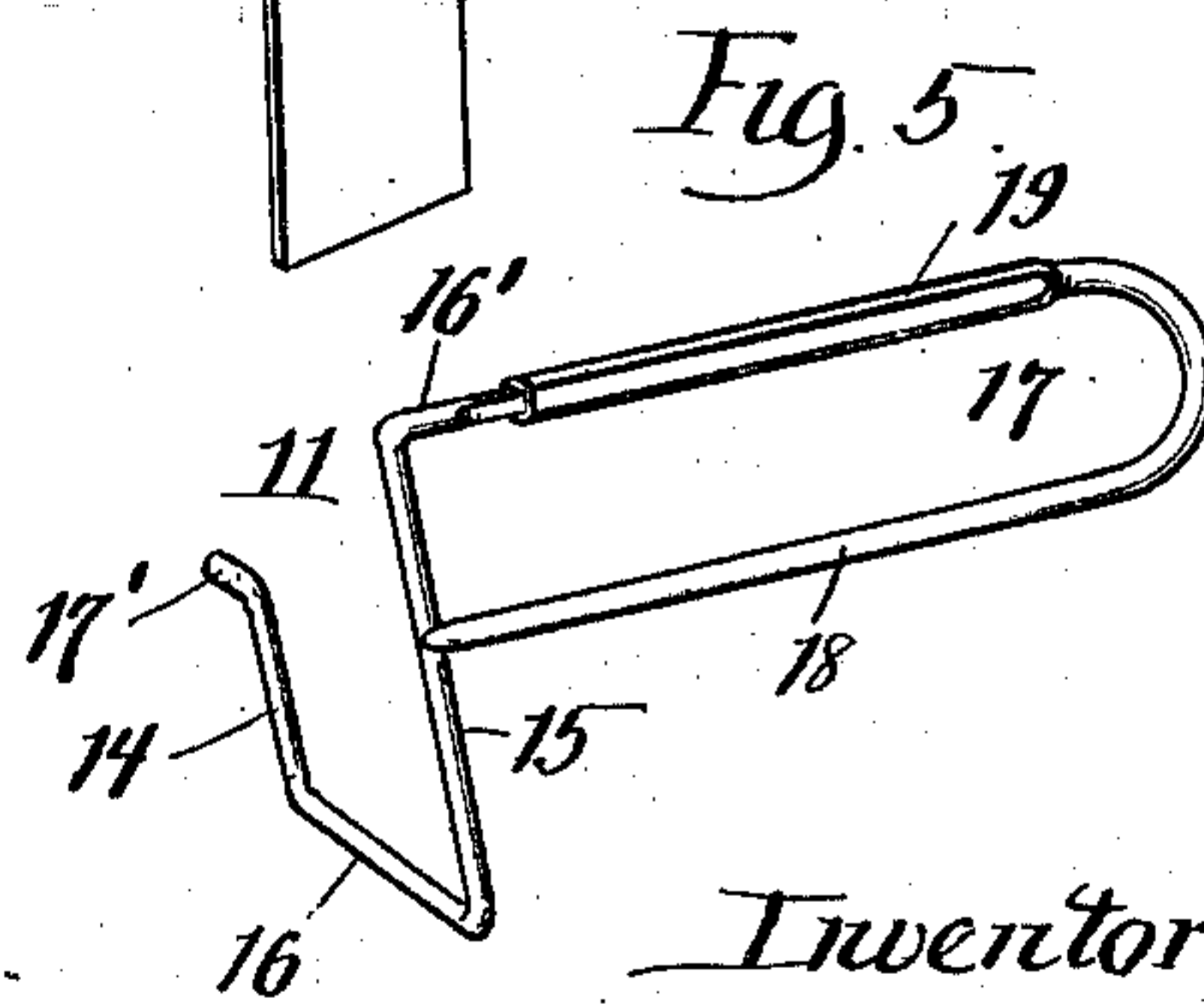
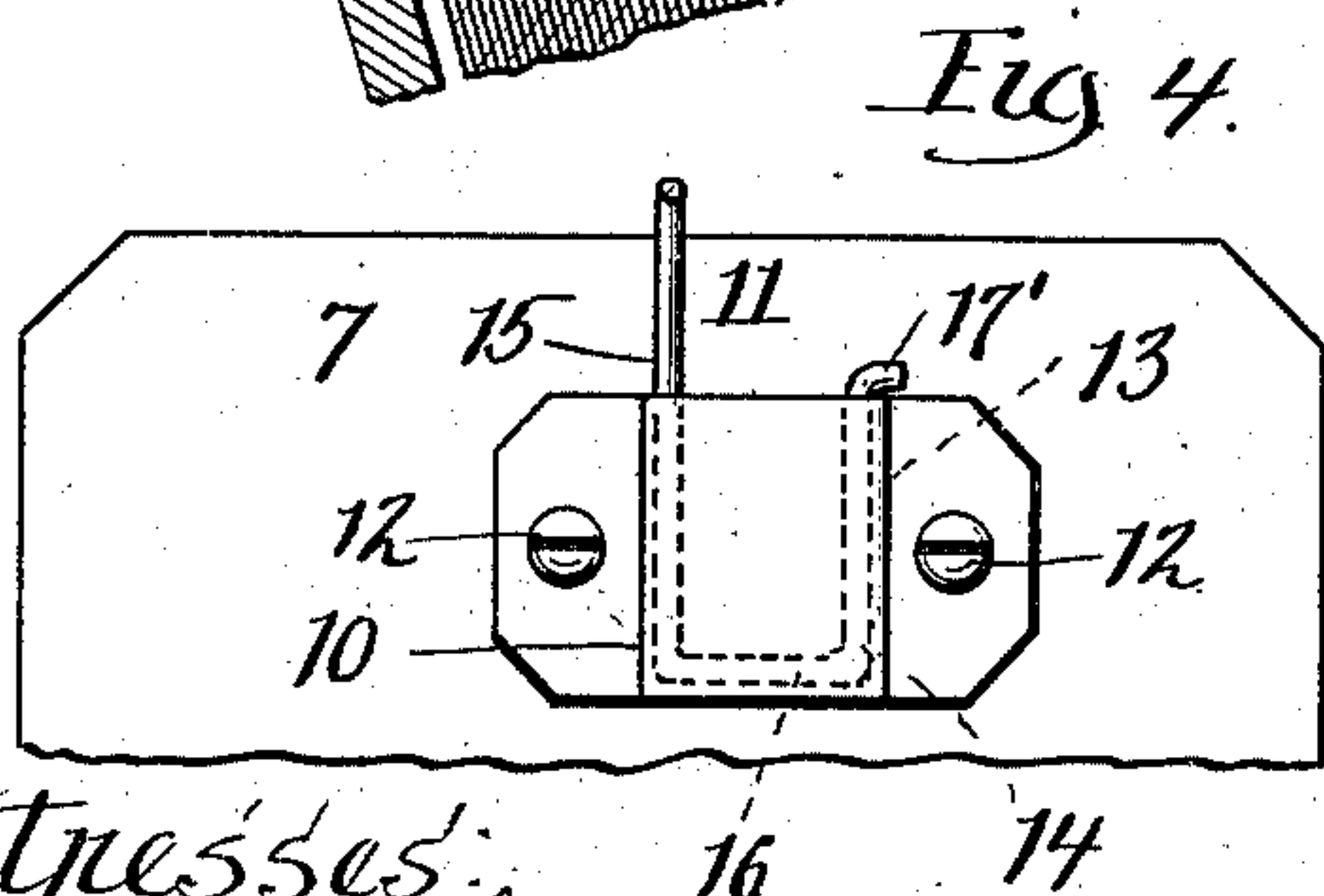
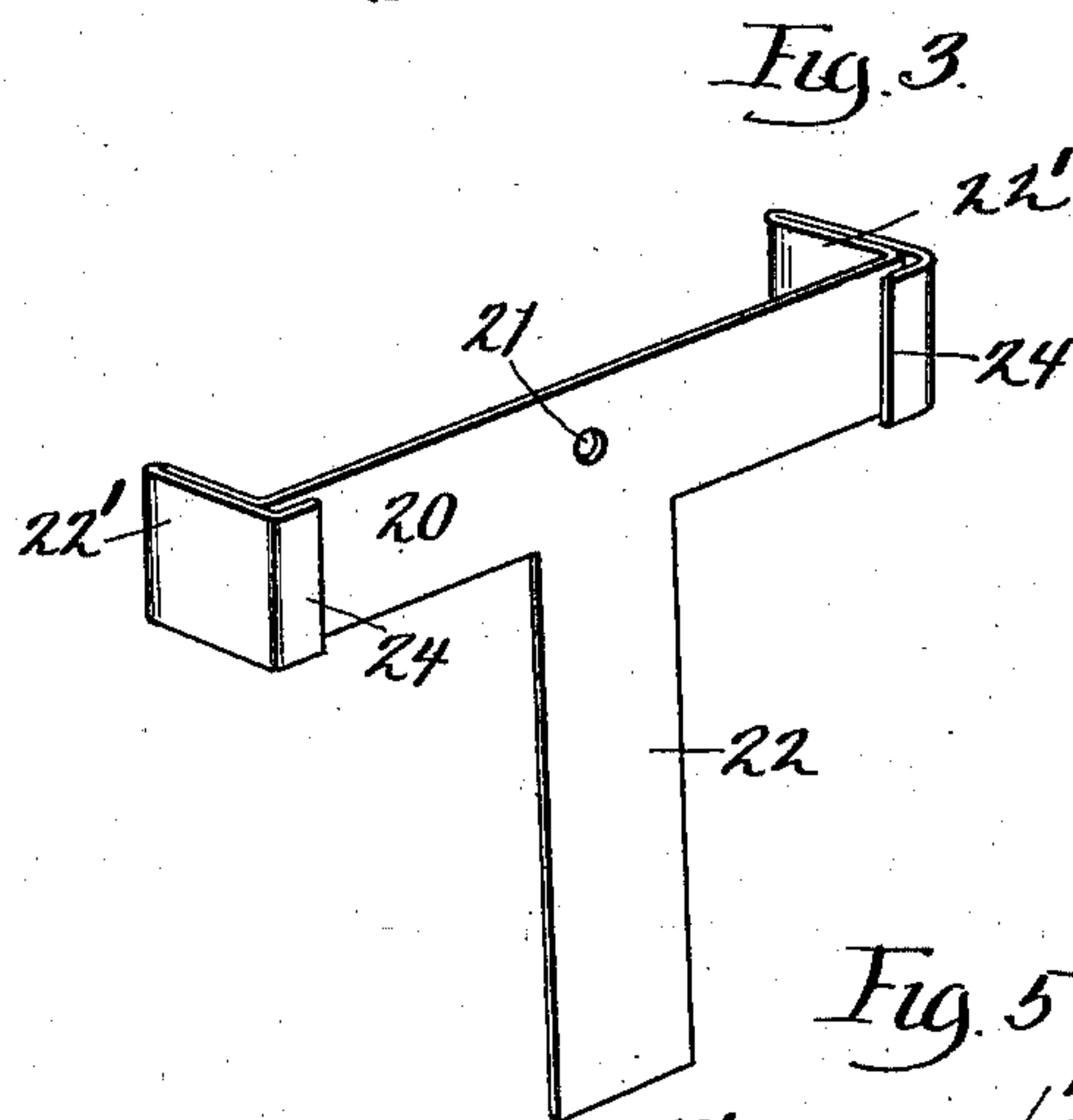
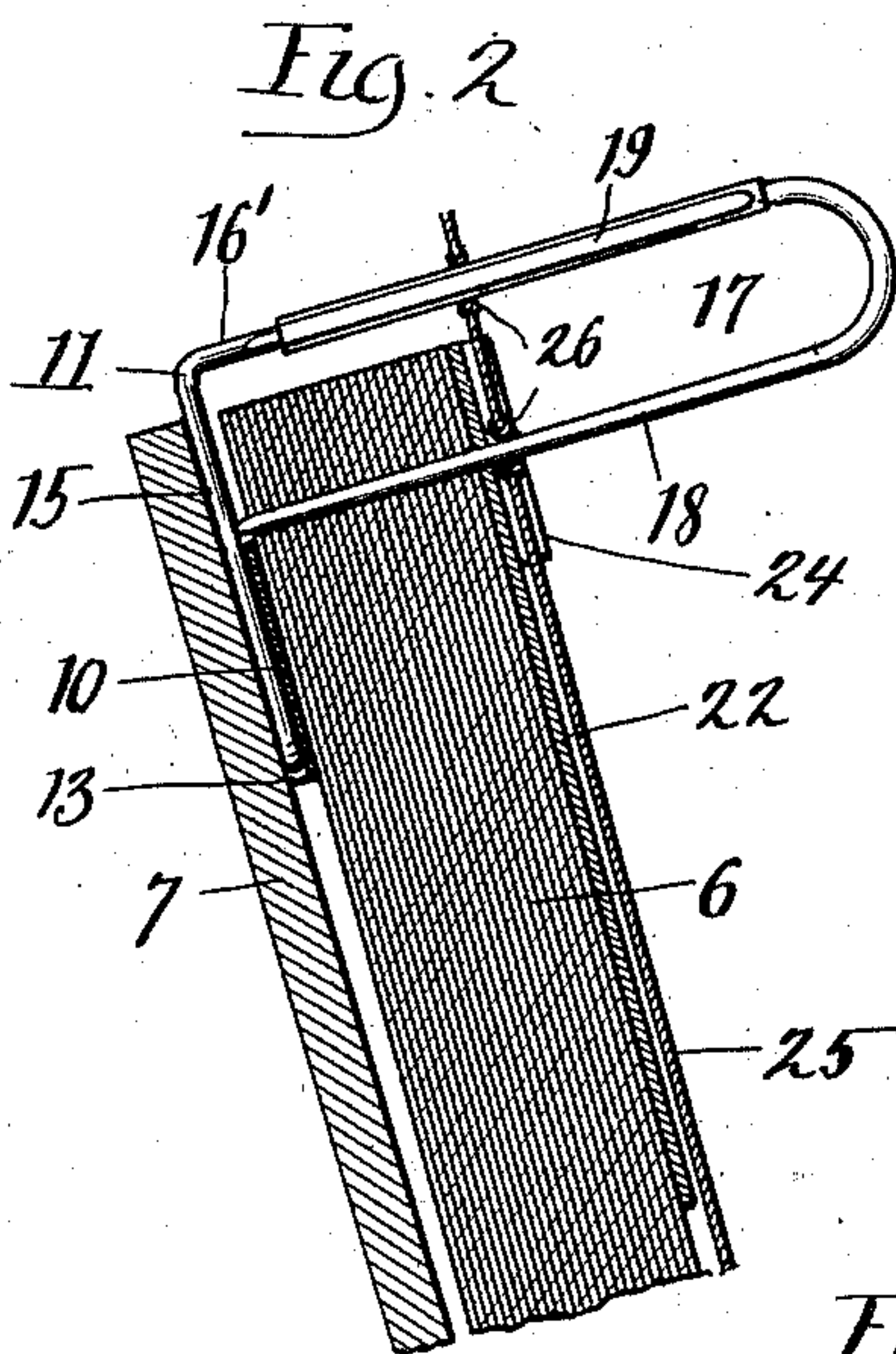
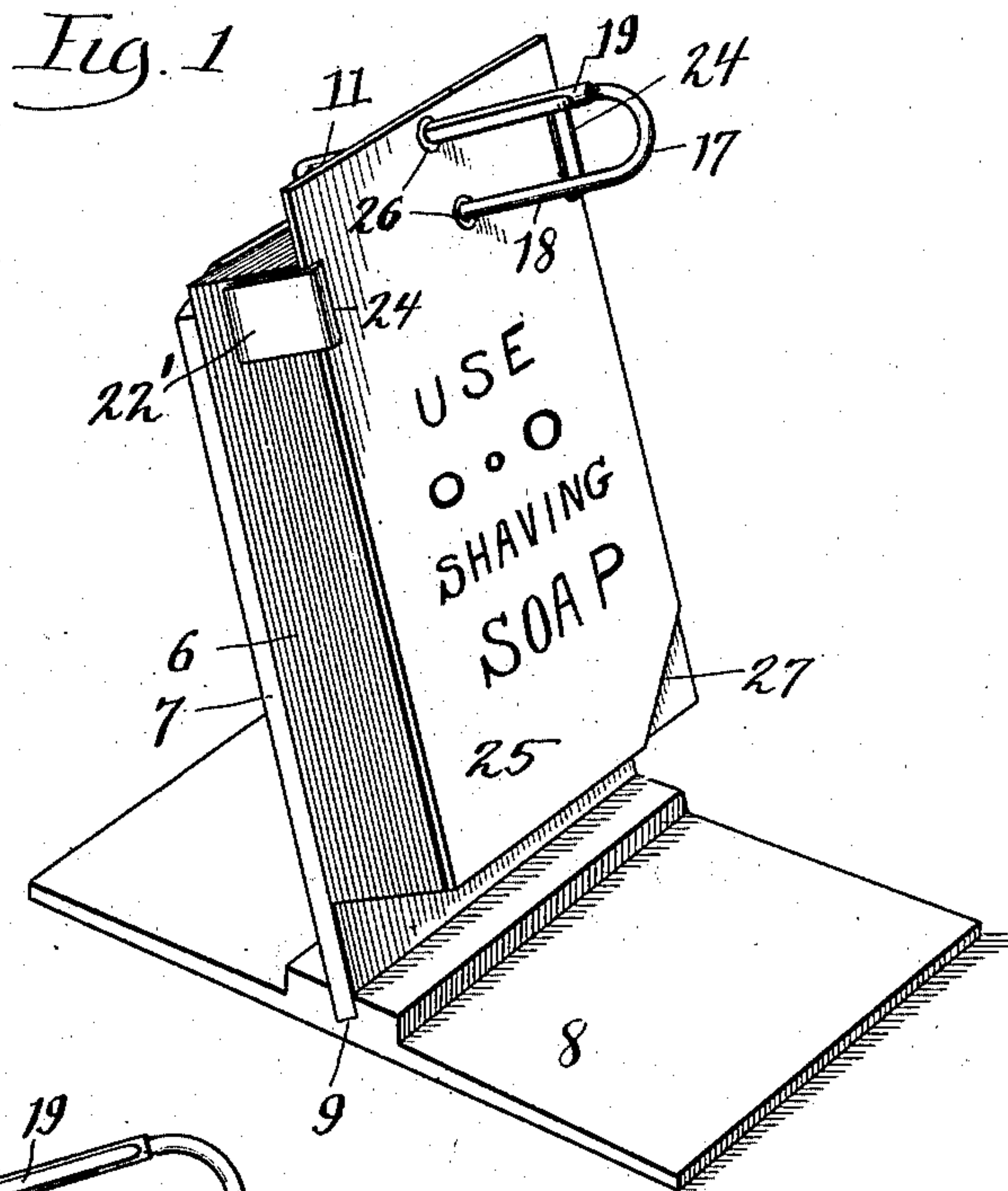
No. 748,117.

PATENTED DEC. 29, 1903.

D. L. STOWE.
ADVERTISING PAPER HOLDER.

APPLICATION FILED MAY 4, 1903.

NO MODEL.



Witnesses:
Harry L. Clapp
Alberta Adamick

Inventor:
Dennis L. Stowe
By Fred Gerlach
his Attorney.

UNITED STATES PATENT OFFICE.

DENNIS L. STOWE, OF CHICAGO, ILLINOIS.

ADVERTISING PAPER-HOLDER.

SPECIFICATION forming part of Letters Patent No. 748,117, dated December 29, 1903.

Application filed May 4, 1903. Serial No. 155,498. (No model.)

To all whom it may concern:

Be it known that I, DENNIS L. STOWE, residing at Chicago, in the county of Cook and State of Illinois, have invented certain new and useful Improvements in Advertising Paper-Holders, of which the following is a full, clear, and exact description.

The invention relates to paper racks or holders, and more particularly to that class of holders which can be advantageously used for displaying advertisements.

The invention designs to provide a paper-holder of improved construction and also a holder comprising a cover which can be used for displaying advertisements.

The invention consists in the several novel features hereinafter described, and more particularly defined by claims at the conclusion hereof.

In the drawings, Figure 1 is a perspective view of a holder embodying the invention. Fig. 2 is a central vertical section. Fig. 3 is a perspective view of the follower. Fig. 4 is a front view of the upper portion of the back.

Fig. 5 is a perspective view of the paper-clip.

The holder is designed to hold sheets of paper 6 for barber's use or toilet-paper or the like in a superposed series and comprises a back 7 and a base 8, adapted to rest on a table or shelf. Base 8 is formed with a groove 9, into which the lower portion of the back fits and whereby the back will be sustained. Back 7 is preferably held in an inclined position and has secured to its front face a socket-plate 10, in which is removably held one member 11 of a paper-clip. Plate 10 is secured to back 7 by screws 12, is formed of sheet metal, and has its central portion bent forwardly to form a socket 13 between the back and said plate. Member 11 of the paper-clip is formed of a strip of wire bent to form vertical arms 14 and 15, a connecting portion 16 at its lower end, and a stop 17', adapted to engage the upper edge of plate 10 and to position the clip vertically in the socket therefor. Arms 14 and 15 are slightly flexible, frictionally engage, and fit snugly between the side walls of socket 13 and secure the paper-clip against lateral play. Arm 15 is extended upwardly and is provided with a forward extension 16', whereto the other member 17 of the paper-clip is removably secured.

Member 17 is U-shaped and comprises a lower arm 18, which extends through aligned perforations in the upper portion of the paper, and a hollow upper arm 19, into which extension 16 of member 11 extends, and thereby member 17 is removably held. Arm 19 and extension 16 are correspondingly non-cylindric to hold member 17 against revolution.

A follower is suspended from lower arm 18 of clip member 17, which extends through an eye 21 in the follower. The follower comprises a cross-bar 20, an integral depending arm 22, and side bars 22', which are arranged near the side edges of the sheets of paper and position the follower against lateral displacement. Arm 22 extends downwardly sufficiently to hold the lower portion of the paper sheets against each other and against the back. Side bars 22' are reverted and bent to form extensions 24, which overlies cross-bar 20 and form lips whereby the side edges of a flexible cover 25 are removably held. Cover 25 is preferably formed of slightly-flexible material—such as cardboard, aluminium, or celluloid—and is advantageously used to display advertising matter. Arms 18 and 19 of member 17 of the paper-clip extend through eyelets 26 in the cover. One corner of the cover is cut away, as at 27, to provide access to the subjacent sheets without displacing the cover.

The paper-clip extends perpendicularly to the inclined back and is inclined rearwardly and downwardly, so the follower and cover will slide backwardly against the paper as sheets are removed from the clip. The back-support can be removed from the base, the paper-clip can be withdrawn from socket-plate 10, and the members of the clip can be separated, so the several parts can be compactly arranged in a receptacle for shipment. The paper can be readily placed in position upon removal of clip member 17 from clip member 11, so lower arm 18 can be extended through the perforations in the paper. The advertising matter on the cover is always displayed and the holder is retained against the paper and against lateral disarrangement. When change of advertising matter is desired, the cover can be replaced upon removal of clip member 17 and the sheets of paper. The follower can then be withdrawn from clip

member 17, so the cover can be withdrawn from lips 24 and another substituted therefor.

Having thus described the invention, what I claim as new, and desire to secure by Letters Patent, is—

1. In a paper-holder, the combination with a back of a paper-clip, a follower and a cover adapted to display an advertisement and removably secured to the follower.
2. In a paper-holder the combination with a back of a paper-clip, a follower slidably mounted on said clip, and a cover adapted to display an advertisement, and removably secured to the follower.
3. In a paper-holder the combination with a back of a paper-clip, a follower slidably mounted on said clip, and having side bars, adjacent the side edges of the paper, and a cover adapted to display an advertisement and removably secured to the follower.
4. In a paper-holder the combination with a back of a paper-clip, a follower slidably mounted on said clip, and having side bars,

adjacent the side edges of the paper, said side bars being reverted to form lips, and a cover, adapted to display an advertisement and held by said lips.

5. In a paper-holder the combination with a back of a paper-clip, a follower slidably mounted on said clip, said follower comprising side bars, a cross-bar, lips, and a depending strip, and a cover adapted to display an advertisement and removably held by said lips.

6. In a paper-holder, the combination with a back, having a socket-plate secured thereto, of a clip having a pair of yielding arms held in said plate, and a forwardly-extending arm, and comprising a U-shaped member removably secured to said forwardly-extending arm, a follower sustained by said clip and a cover removably secured to the follower.

DENNIS L. STOWE.

Witnesses:

FRED GERLACH,
ALBERTA ADAMICK.