

No. 748,116.

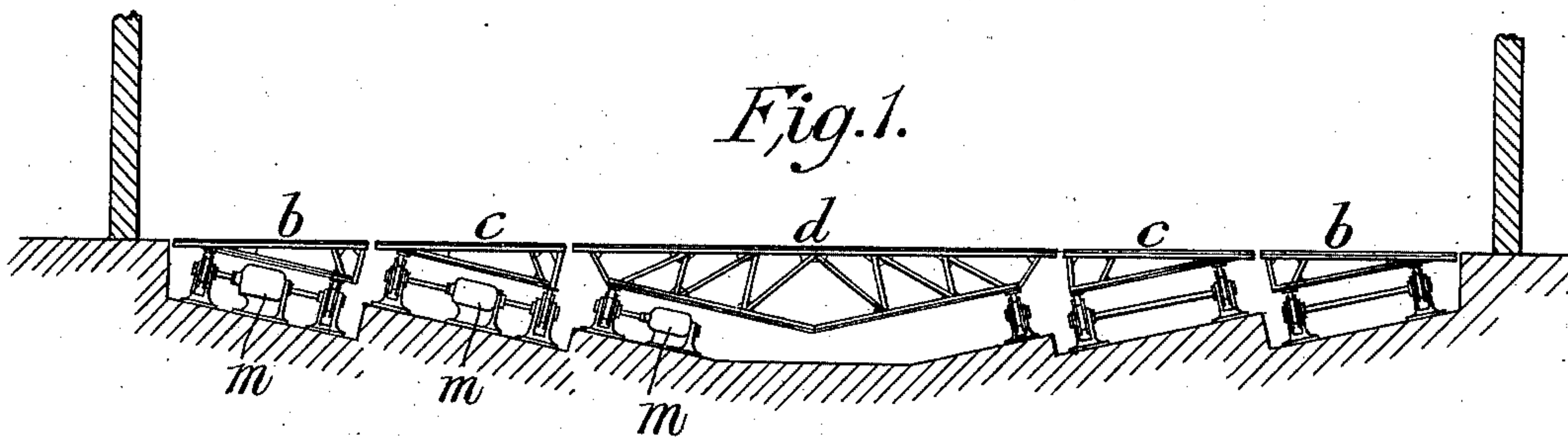
PATENTED DEC. 29, 1903.

O. STOLL.  
STAGE OR PLATFORM APPLIANCE FOR PRODUCING SCENIC OR OTHER  
DISPLAYS.

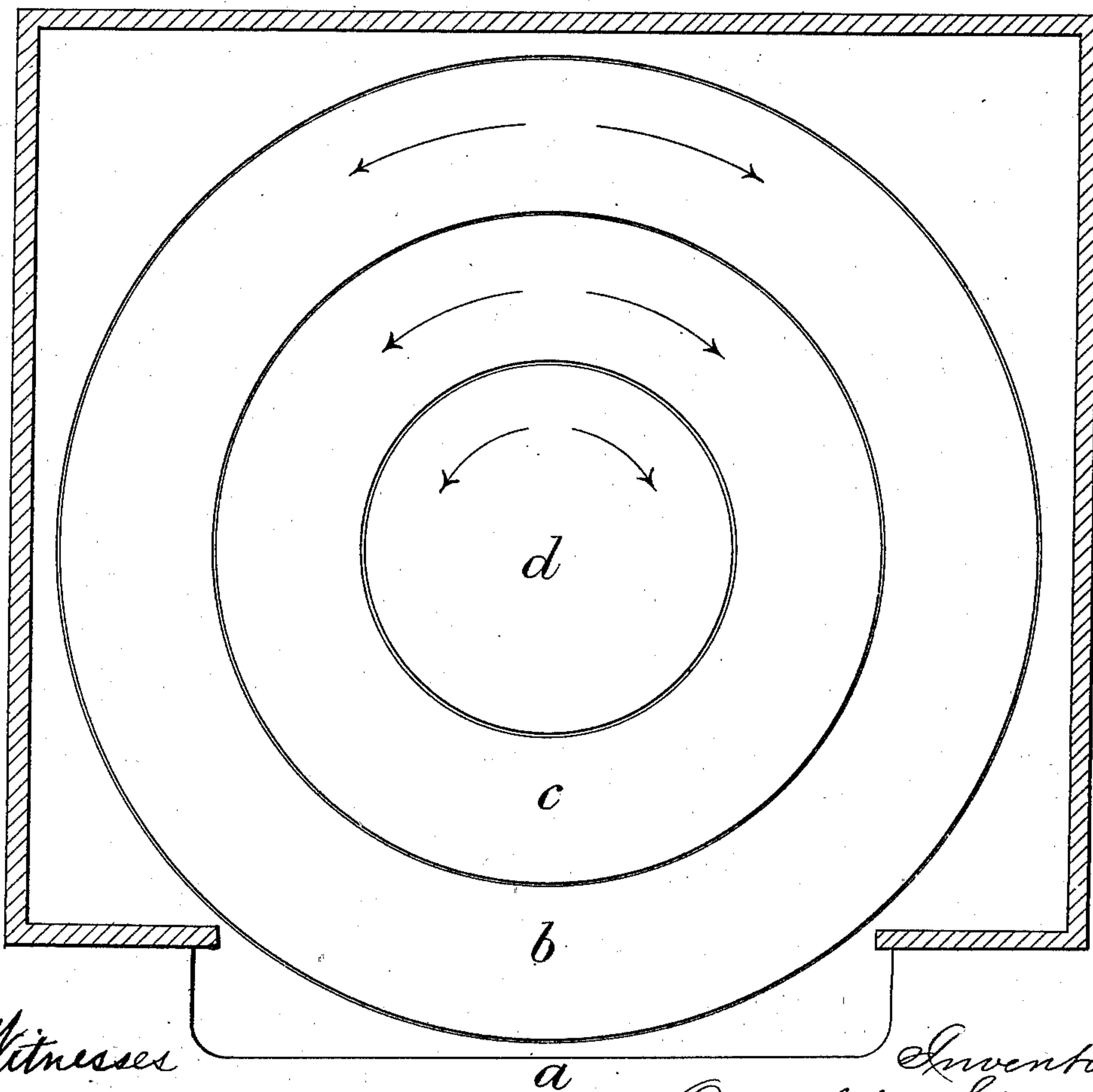
APPLICATION FILED FEB. 5, 1903.

2 SHEETS—SHEET 1.

NO MODEL.



*Fig. 2.*



Witnesses  
W. K. Bonet  
C. H. H. H. H.

Inventor  
Oswald Stoll  
By J. M. E. Boulter  
Attorney

No. 748,116.

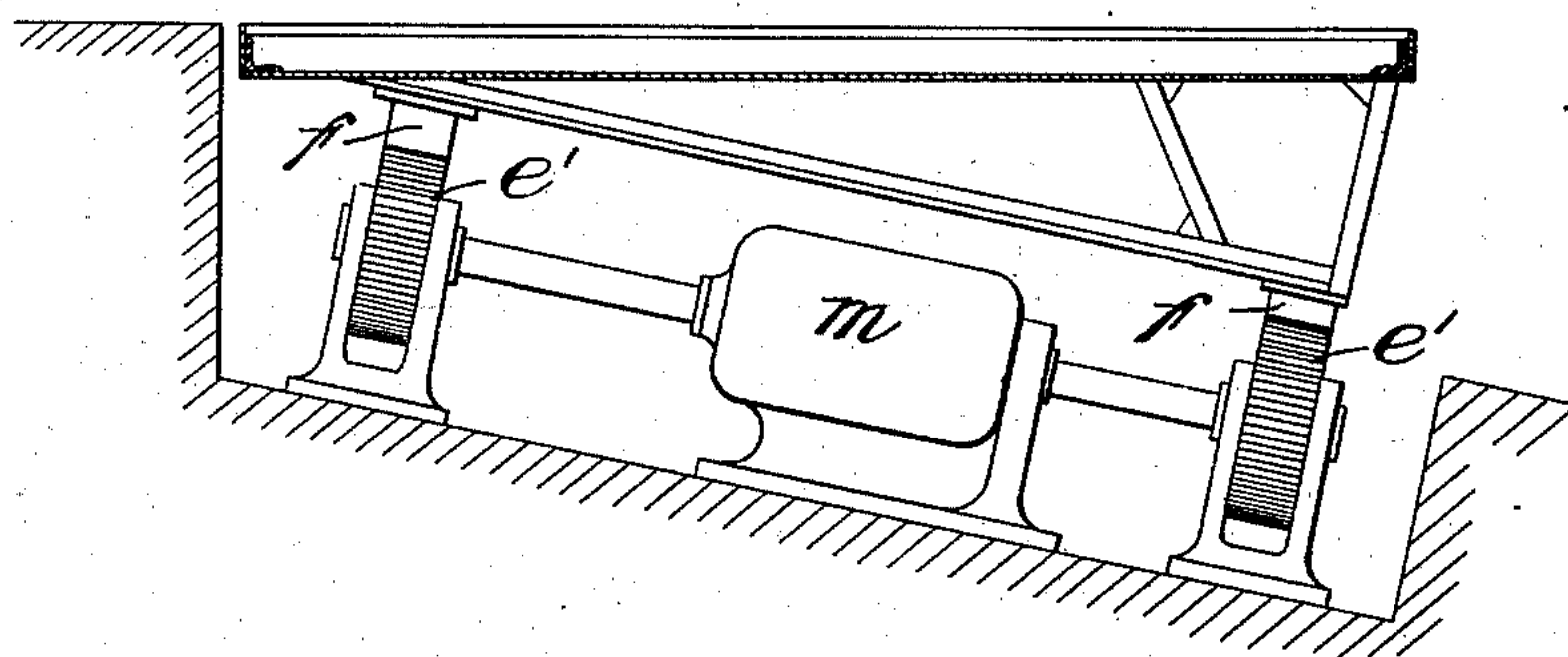
PATENTED DEC. 29, 1903.

O. STOLL.  
STAGE OR PLATFORM APPLIANCE FOR PRODUCING SCENIC OR OTHER  
DISPLAYS.

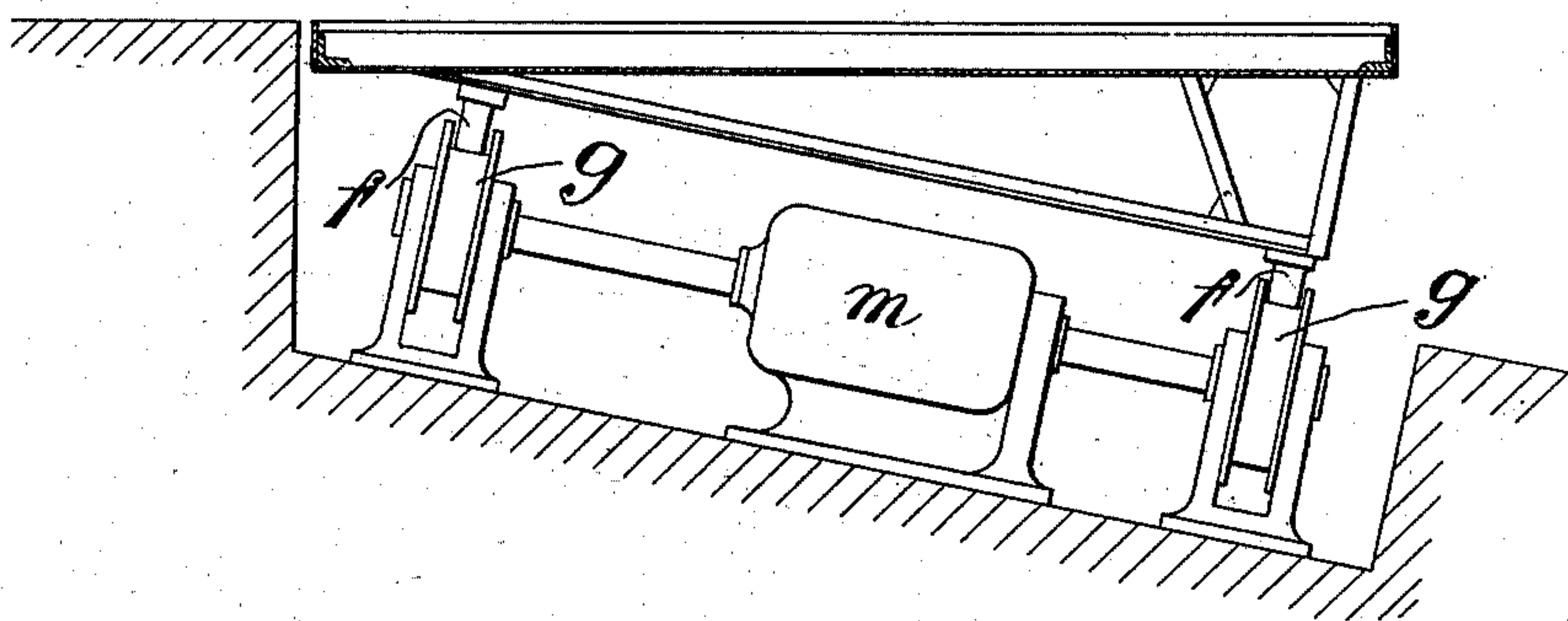
NO MODEL.

APPLICATION FILED FEB. 5, 1903.

2 SHEETS—SHEET 2.



*Fig. 3.*



*Fig. 4.*

*Witnesses*  
*W. K. Bonet*  
*C. Thompson*

*Inventor*  
*Oswald Stoll,*  
*By J. M. E. Boulter,*  
*attorney*



## UNITED STATES PATENT OFFICE.

OSWALD STOLL, OF CARDIFF, ENGLAND.

STAGE OR PLATFORM APPLIANCE FOR PRODUCING SCENIC OR OTHER DISPLAYS.

SPECIFICATION forming part of Letters Patent No. 748,116, dated December 29, 1903.

Application filed February 5, 1903. Serial No. 142,061. (No model.)

*To all whom it may concern:*

Be it known that I, OSWALD STOLL, a subject of the King of Great Britain and Ireland, and a resident of 39 Newport road, Cardiff, England, have invented certain new and useful Improvements in Connection with Stage or Platform Appliances for Producing Scenic or other Displays, (for which I have made application for Letters Patent in Great Britain, No. 18,160, bearing date August 18, 1902,) of which the following is a specification.

This invention relates to improvements in connection with the construction, arrangement, and use of platforms and theatrical and like stages upon which plays, spectacles, and other animated scenic panoramas or displays can be mounted, the object being to enable the stage or platform constructed and arranged as hereinafter set forth to more efficiently display the scene or panorama and to more realistically portray moving pictures and objects than is possible with the present form of platform and stages in use for such purposes.

In carrying my invention into effect I make my stage preferably in the form of two or more concentric sections or platforms, and I mount these sections upon bearers, rollers, rails, guides, and other like retaining devices, so that each member is capable of moving independently of the other or when so adjusted to move as one uniform or plain surface.

I cause the concentric ring-like members of my improved stage or platform to revolve in either direction, the direction of rotation of each being independent of that of the others, so as to produce upon the one stage-section a reverse movement to that of the other section.

I transmit motion to the concentric platforms or sections by any suitable form of power driving mechanism, depending upon the size of the stage and the source of power at disposal.

Where electrical power is available, I prefer to employ electric motors, as illustrated in the accompanying drawings, wherein—

Figure 1 is a cross-sectional elevation, and Fig. 2 a plan, of an arrangement of three concentric sections or platforms, Figs. 3 and 4 being detail views illustrating convenient modes

of driving such platforms on a slightly-larger scale.

In carrying out the invention in one convenient manner as illustrated three concentric sections or platforms *b c d* are inclosed within a suitable building, wherein *a* would represent the position of the spectator or audience. The sections or platforms are suitably stiffened by girders or like structural members and provided with circular races *f*, adapted to bear on supporting balls or rollers *e'* in such a manner that the platforms are free to be revolved thereon in either direction as required to give the desired scenic effect. The races and gears may be either toothed or plain. When toothed races are employed, I impart motion to the platforms by making the rollers *e'* toothed, as seen in Fig. 3, said rollers being rotated by electric motors *m* either directly or through intermediate gearing. Similarly when plain races are employed I use plain friction-wheels *g*, as shown in Fig. 4.

I employ separate motors *m* for each platform, as indicated in Fig. 1, in order to facilitate independent transmission and change of movement being transmitted.

I do not limit the application of my invention to any particular method of building up the sections of my platform or to any special manner of setting the same in motion; but I vary the mountings, bearings, fittings, and apparatus for use in connection therewith to suit the particular position in which the stage or platform is to be erected and the motive power which is available for such purpose, providing also where necessary means for enabling manual power to be employed for transmitting the motion to the various members when mechanical power is not available therefor.

Having thus described my invention, what I claim as new, and desire to secure by Letters Patent, is—

1. A stage comprising a plurality of concentric platforms, races on the under face of said platforms, bearing rollers, and independent motors for independently driving the platforms, as and for the purposes described.

2. A stage, comprising a plurality of concentric platforms, toothed racks on the undersurface of said platforms, toothed bearing-wheels gearing therewith, toothed driving-  
5 pinions also gearing therewith, and independent motors for driving the same, substantially as and for the purposes hereinbefore set forth.

In witness whereof I have hereunto set my hand in presence of two witnesses.

OSWALD STOLL.

Witnesses:

A. D. DAVIS,  
WILLIAM JONES.