

No. 747,996.

PATENTED DEC. 29, 1903.

A. H. MILLER.

TOILET FAN.

APPLICATION FILED OCT. 16, 1903.

NO MODEL.

Fig. 1.




Fig. 2.

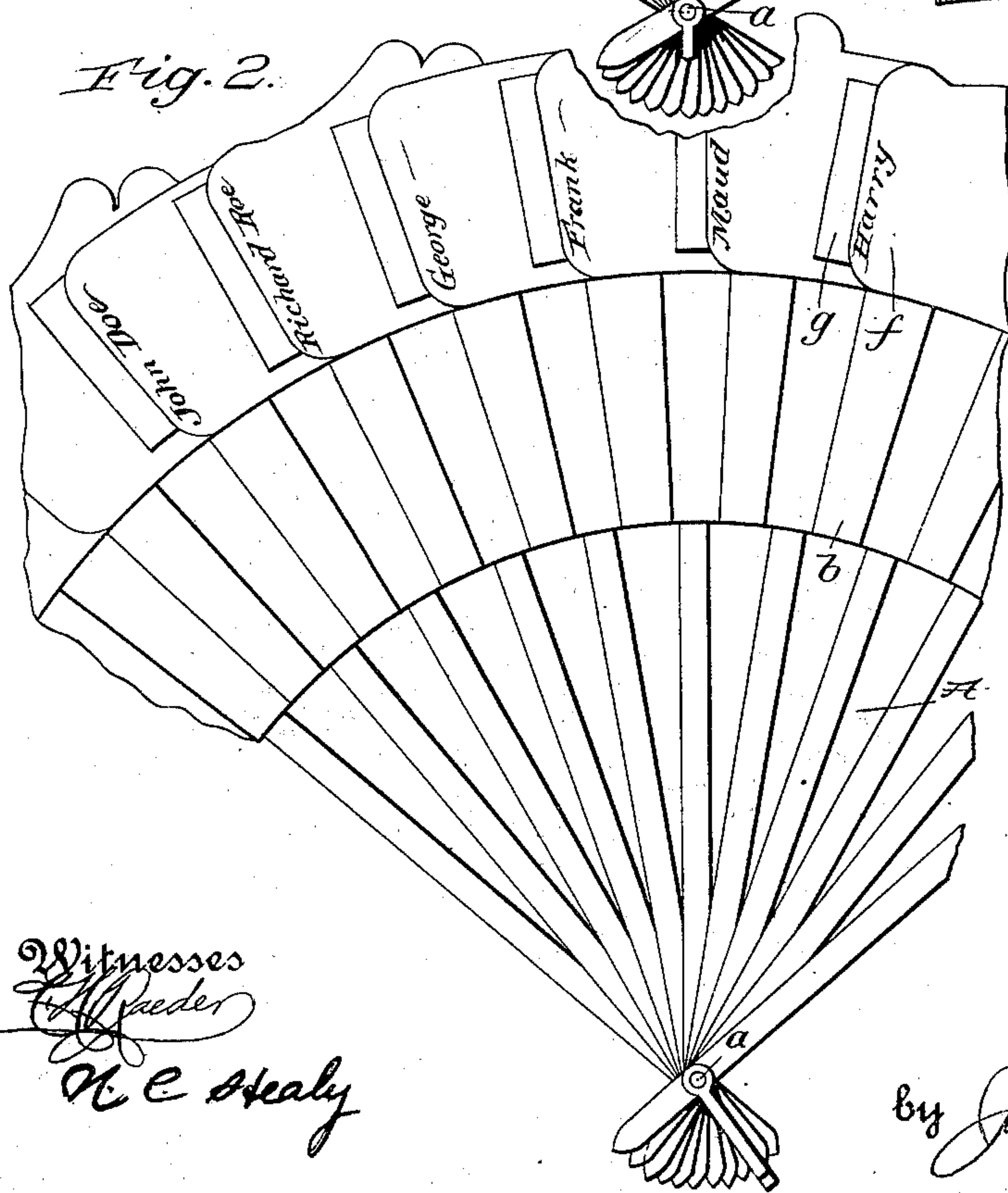


Fig. 3.

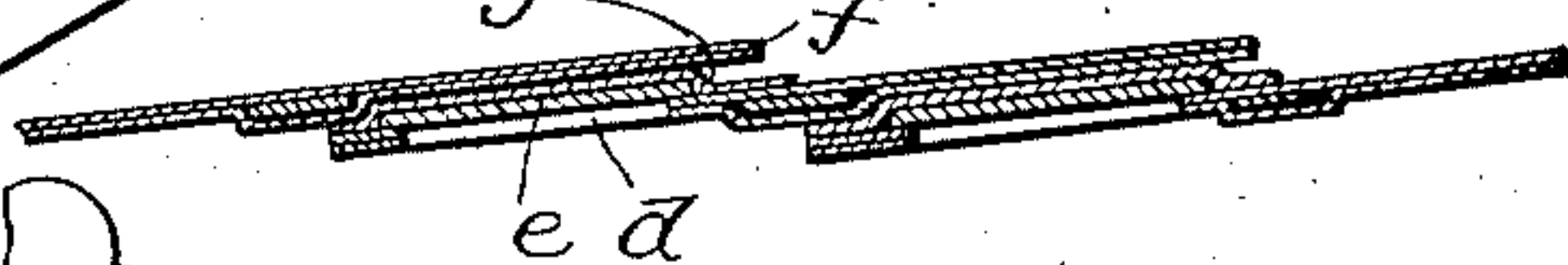
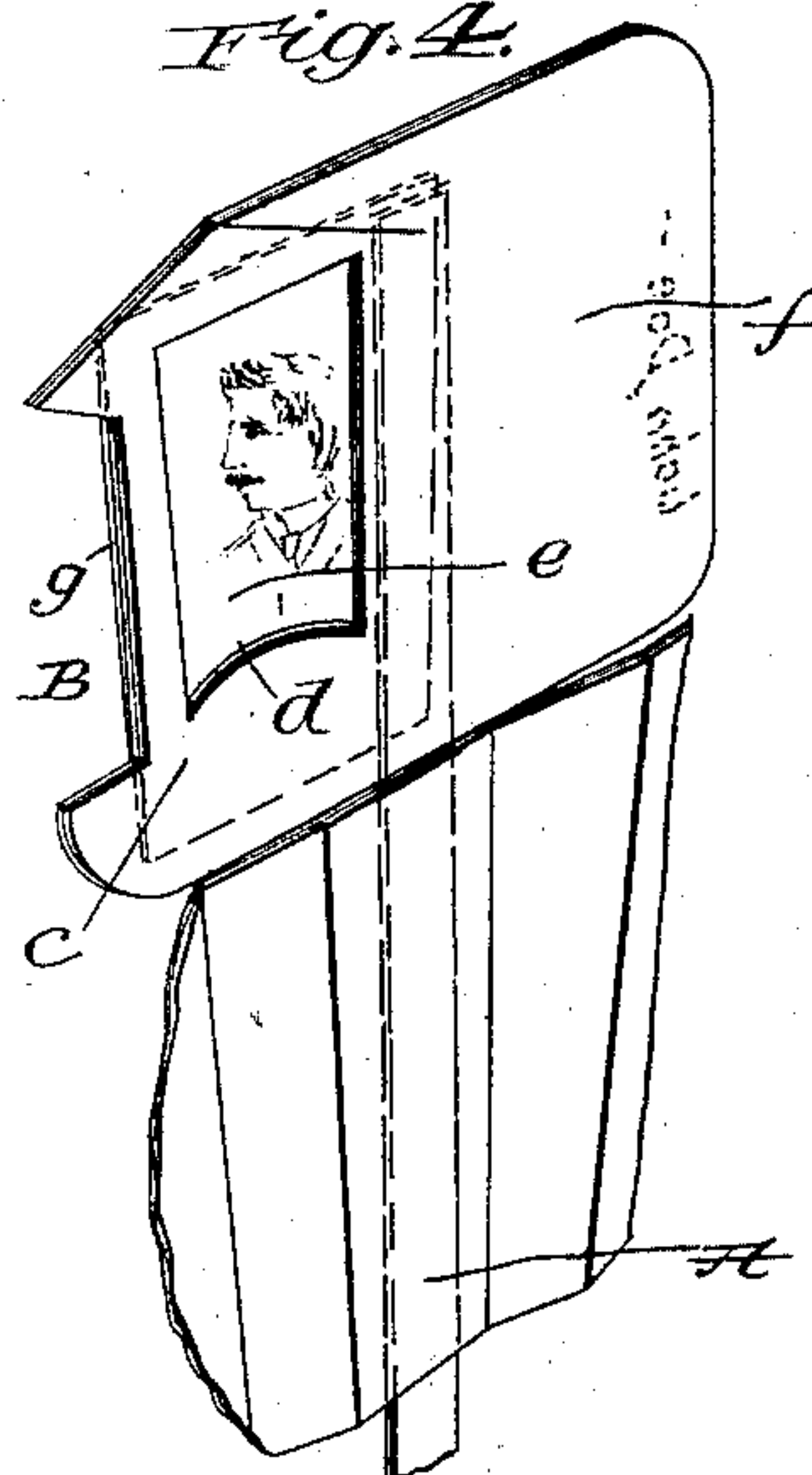


Fig. 4.



Witnesses

W. E. Stealy

W. E. Stealy

Inventor

A. H. Miller.

By *James Shuchy*

Attorney.

UNITED STATES PATENT OFFICE.

ALTON H. MILLER, OF NEW ORLEANS, LOUISIANA.

TOILET-FAN.

SPECIFICATION forming part of Letters Patent No. 747,996, dated December 29, 1903.

Application filed October 16, 1903. Serial No. 177,282. (No model.)

To all whom it may concern:

Be it known that I, ALTON H. MILLER, a citizen of the United States, residing at New Orleans, in the parish of Orleans and State of Louisiana, have invented new and useful Improvements in Toilet-Fans, of which the following is a specification.

My invention pertains to fans; and it has for its object to provide a toilet-fan each of the blades of which is equipped with simple and inexpensive means for receiving the photograph and the signature or name of an individual.

With the foregoing in mind the invention will be fully understood from the following description and claims when taken in connection with the accompanying drawings, forming part of this specification, in which—

Figure 1 is an elevation, partly broken away, of the face side of my novel fan as the same appears when open. Fig. 2 is a similar view of the back side of the fan. Fig. 3 is a detail slightly-enlarged transverse section taken in the plane indicated by the line 3 3 of Fig. 1, and Fig. 4 is an enlarged detail perspective view illustrative of one of the blades of the fan.

Similar letters designate corresponding parts in all of the several views of the drawings, referring to which—

A A are the blades of my novel fan, which are pivoted together at *a* and are connected at an intermediate point of their length through the medium of a strip *b*, of flexible material, so as to permit of the fan being opened and closed in the ordinary well-known manner. At the opposite side of the strip *b* with reference to the point of pivotal connection *a* each of the blades *A* is provided with a picture-frame *B*, preferably of tough paper, which is glued or otherwise secured thereon. The frames *B* are similar in construction, and therefore a detailed description of the one shown in Fig. 4 will suffice to impart an understanding of all. Said frame comprises a body *c*, preferably of ornamental outline, having an opening *d* designed to expose a miniature photograph *e* or any other type of picture and also having an integral lateral extension or tag *f* and a back *g* connected by adhesive or other means along its edges to the

back side of the body *c* and having for its purpose to retain the photograph against the same. The tag *f* of each frame *B* rests back of the next frame *B* to the right when the fan is opened, Figs. 1 and 3, and thereby assures free and easy closing of the fan. Each tag *f* also serves to receive on its back side or in scroll beneath picture the signature or the name of the individual whose photograph is contained in its respective frame, and in virtue of this it will be observed that each photograph may be readily identified and that interest in the fan is materially enhanced.

It will be readily appreciated from the foregoing that a fan constructed in accordance with my invention constitutes an attractive novelty and one calculated to afford considerable amusement to its possessor and her friends, also that the fan may be produced almost if not quite as cheaply as an ordinary fan and likewise serve as an album in some measure. I have entered into a detailed description of the construction and relative arrangement of the parts comprised in the present and preferred embodiment of my invention in order to impart a full, clear, and exact understanding of the same. I do not desire, however, to be understood as confining myself to such specific construction and relative arrangement of parts, as such changes or modifications may be made in practice as fairly fall within the scope of my invention as claimed.

Having described my invention, what I claim, and desire to secure by Letters Patent, is—

1. As a novel article of manufacture, a toilet-fan comprising a plurality of blades pivoted together adjacent to one end, a strip of flexible material connecting the blades at an intermediate point in the length thereof, and picture-frames arranged on the blades at the opposite side of the strip of flexible material, with reference to the point of pivotal connection; each of the said frames having a lateral extension or tag adapted when the fan is open, to rest back of the next frame, and also adapted to bear the signature or name of the individual whose picture is contained in its respective frame.

2. As a novel article of manufacture, a

toilet-fan comprising a plurality of blades
pivoted together adjacent to one end, a strip
of flexible material connecting the blades at
an intermediate point in the length thereof,
5 and picture-frames arranged on blades at the
opposite side of the strip of flexible material,
with reference to the point of pivotal connec-
tion; the said frames being respectively made
up of a body secured on a blade, and having
10 an opening to expose a picture, and also hav-
ing an integral lateral extension or tag adapt-
ed when the fan is open to rest back of the
next frame, and also adapted to bear the sig-
nature or name of the individual whose pic-
15 ture is contained in its respective frame, and
a back connected to the rear side of the body,

and adapted to retain a picture against the
same.

3. In a toilet-fan, a pivoted blade, and a
picture-frame arranged on the blade at the 20
outer end thereof, and having a lateral exten-
sion adapted when the fan is open, to rest
back of the next frame, and also adapted to
bear the signature or name of the individual
whose picture is arranged in the frame. 25

In testimony whereof I have hereunto set
my hand in presence of two subscribing wit-
nesses.

ALTON H. MILLER.

Witnesses:

JNO. M. HYMAN,

ROBT. McDOWELL.