

No. 747,681.

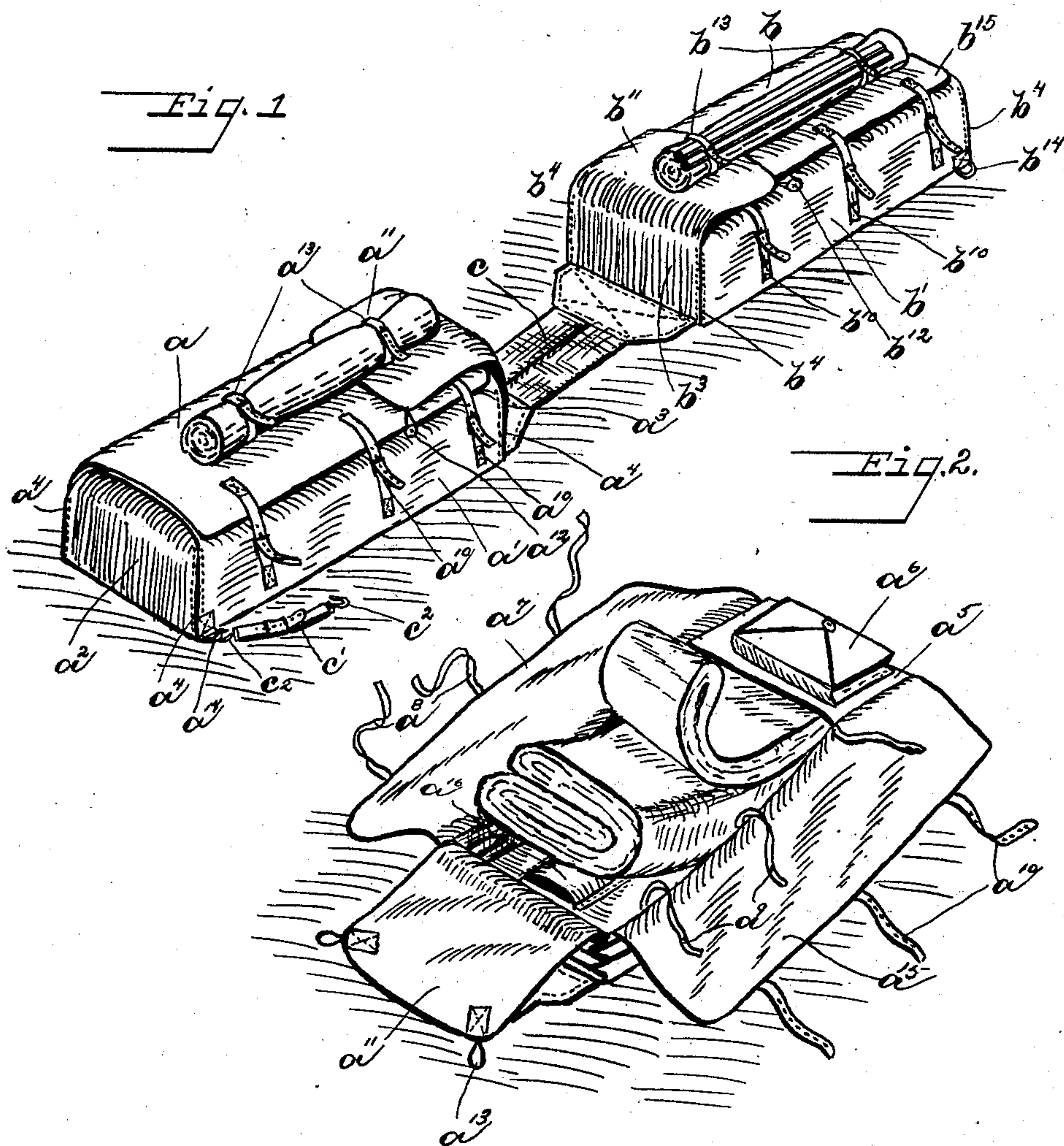
PATENTED DEC. 22, 1903.

W. H. BRADBURY.  
KNAPSACK.

APPLICATION FILED DEC. 5, 1902.

NO MODEL.

2 SHEETS—SHEET 1.



WITNESSES:

J. Lowell Walker  
Clifton P. Grant

INVENTOR

Wm H. Bradbury

BY

Staley & Bowman  
ATTORNEYS.

No. 747,681.

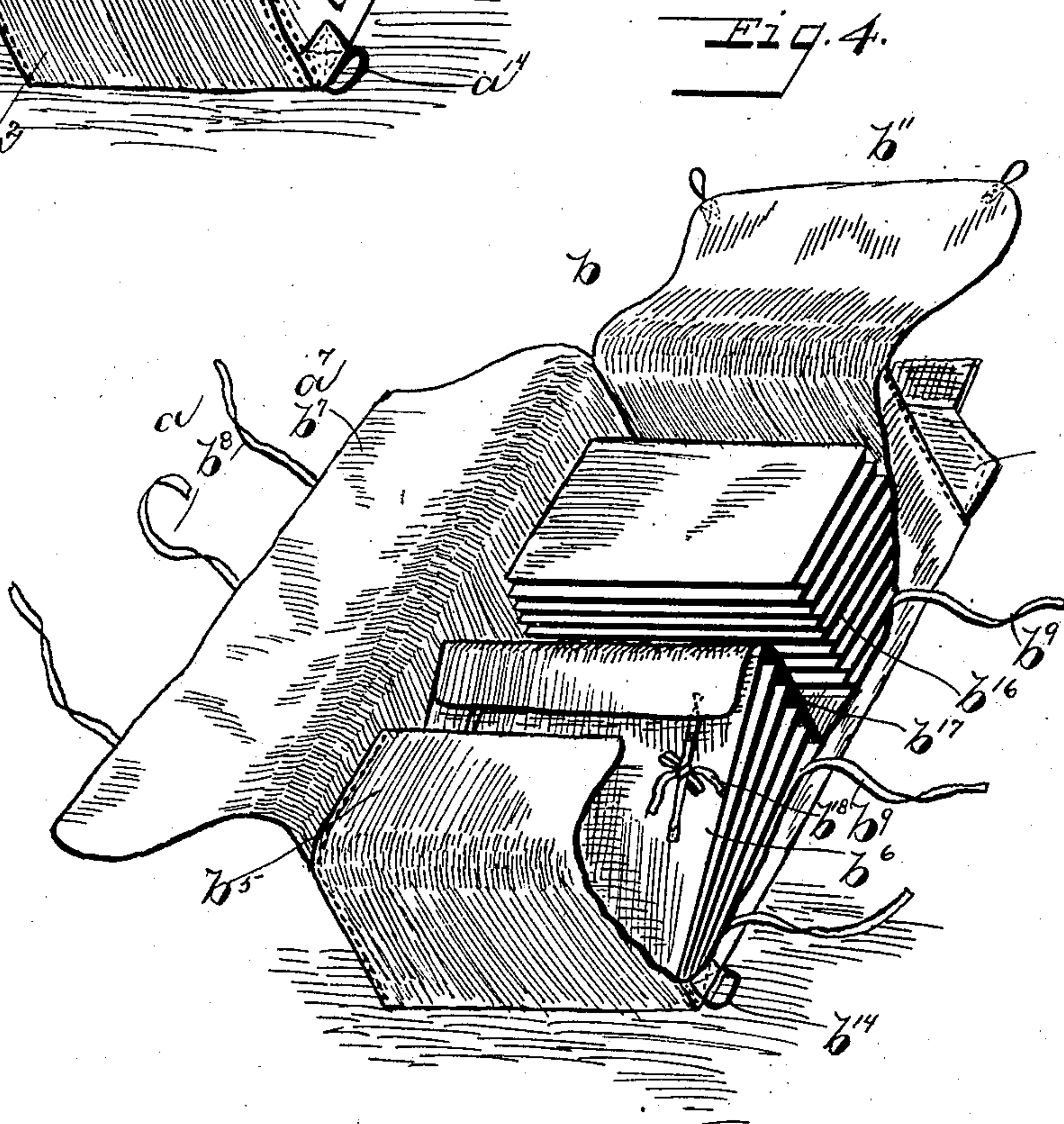
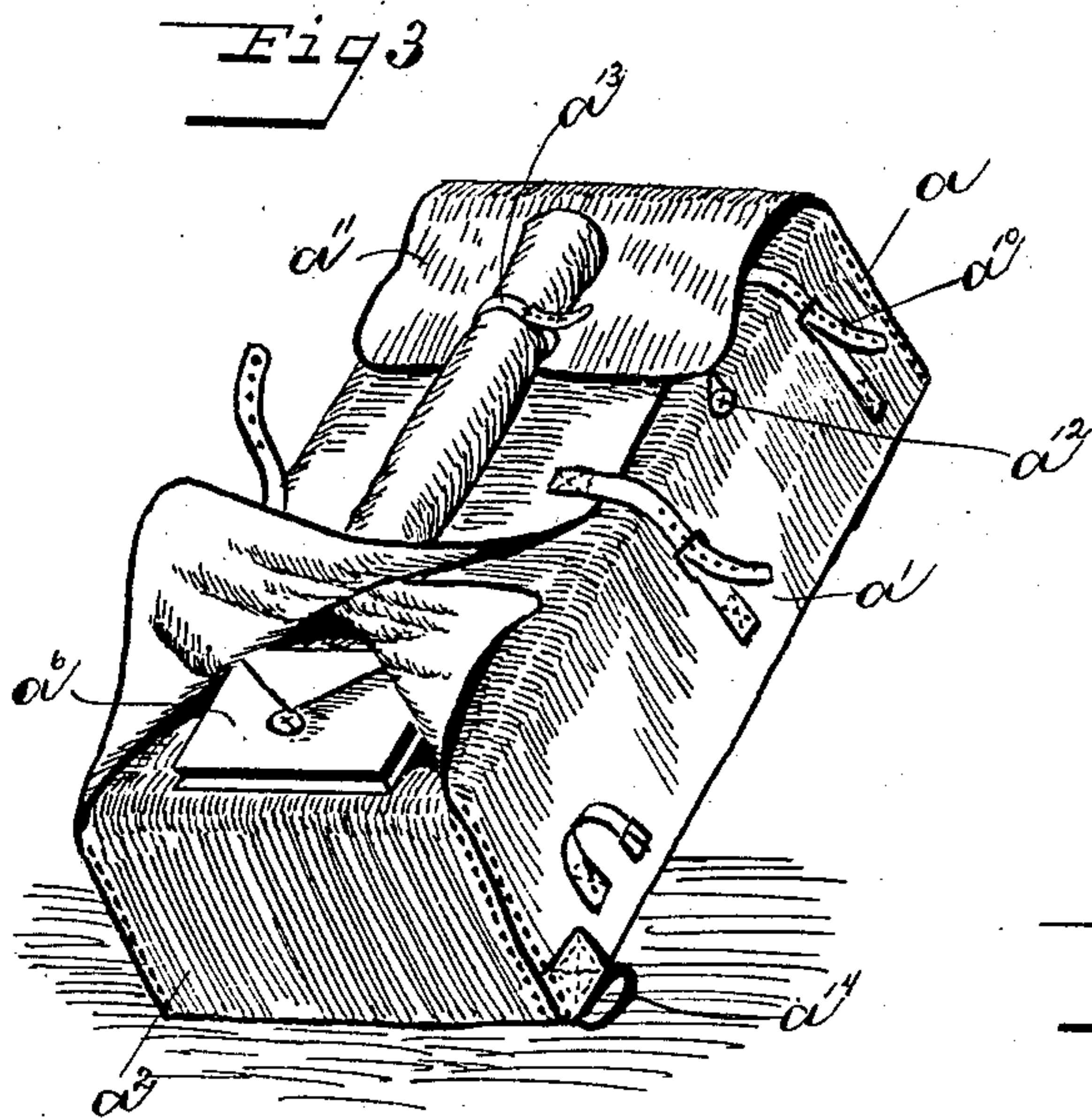
PATENTED DEC. 22, 1903.

W. H. BRADBURY.  
KNAPSACK.

APPLICATION FILED DEC. 5, 1902.

NO MODEL.

2 SHEETS—SHEET 2.



WITNESSES:

WITNESSES:  
J. Jewell W. Walker

Clifton P. Grant

INVENTOR

INVENTOR  
Wm H. Bradbury

BY

Staley + Bourne  
ATTORNEYS

ATTORNEYS



# UNITED STATES PATENT OFFICE.

WILLIAM H. BRADBURY, OF SPRINGFIELD, OHIO, ASSIGNOR OF ONE-HALF  
TO T. J. KIRKPATRICK, OF SPRINGFIELD, OHIO.

## KNAPSACK.

SPECIFICATION forming part of Letters Patent No. 747,681, dated December 22, 1903.

Application filed December 5, 1902. Serial No. 134,052. (No model.)

*To all whom it may concern:*

Be it known that I, WILLIAM H. BRADBURY, a citizen of the United States, residing at Springfield, in the county of Clark and State of Ohio, have invented certain new and useful Improvements in Knapsacks, of which the following is a specification.

My invention relates to accoutrements, and more particularly to knapsacks for soldiers, although my device may be used by tourists, sportsmen, and others.

The object of my invention is to provide a pack wherein the articles a soldier is required to carry may be so disposed as not to interfere with his circulation, so as to avoid unnecessary strain upon his muscles, and such as will permit a natural movement of the body and allow free use of his arms.

A further object is to provide a construction such that the load may be readily shifted from one shoulder to the other, a great relief to the soldier, especially on a long march.

A further object is to so arrange the pack that certain articles may be reached while on the march without removing the pack.

A further object is to form the pack into two portions, one being carried in front and the other at the back of the body, so that the load may be balanced and different classes of articles may be stowed in the respective portions.

A further object is to so construct and divide each portion as to provide easily-accessible separate compartments for different articles.

My invention consists of the constructions and combinations of parts hereinafter described, and set forth in the claims.

In the accompanying drawings, which form a part of this specification, Figure 1 is a perspective view of a knapsack or pack embodying my invention. Fig. 2 is a perspective view of one portion in open position with blanket and sleeping-bag folded therein. Fig. 3 is another view of said portion in closed position with one corner of the cover thrown back to show accessibility of small pocket on the march; and Fig. 4 is a view of the other portion of the pack in open position, one side being broken away to show separate pockets.

Like parts are represented by similar letters of reference in the several views.

The two portions *a* and *b* of said pack are of substantially the same proportions and with the exceptions hereinafter noted are constructed in substantially the same manner. I form the pack of canvas or other suitable material, preferably of the same color as the uniform of the soldier. The sides *a'* and *b'* and outer or lower ends *a<sup>2</sup>* and *b<sup>2</sup>* of the respective portions of the pack are preferably formed with the base of the single piece of material. The inner or upper ends of the base are extended and the inner ends *a<sup>3</sup>* and *b<sup>3</sup>* of the packs are secured thereto, as shown in Figs. 1 and 4. The sides and ends of the respective packs are sewed or otherwise secured together at *a<sup>4</sup>* and *b<sup>4</sup>*, the sides and ends both extending beyond the end of said seams to form covers for the packs. The extensions *a<sup>5</sup>* and *b<sup>5</sup>* of the ends *a<sup>2</sup>* and *b<sup>2</sup>* are sewed to the sides and form cross-pieces, as shown in Figs. 2 and 4, and on one of these extensions or cross-pieces I form a pocket *a<sup>6</sup>*. Extensions *a<sup>7</sup>* and *b<sup>7</sup>* of the sides of said packs, forming covers, are provided with tapes *a<sup>8</sup>* and *b<sup>8</sup>*, and similar tapes *a<sup>9</sup>* and *b<sup>9</sup>* are secured to the opposite sides near the base, so that when the covers *a<sup>7</sup>* and *b<sup>7</sup>* are brought over the articles to be carried the tapes may be tied so as to draw the articles down and securely pack them. The extensions forming the covers *a<sup>15</sup>* and *b<sup>15</sup>* are then brought over and secured by straps with buckles *a<sup>10</sup>* and *b<sup>10</sup>*. The extensions of the ends *a<sup>3</sup>* and *b<sup>3</sup>*, forming covers *a<sup>11</sup>* and *b<sup>11</sup>*, are then brought over and secured by loops to buttons *a<sup>12</sup>* and *b<sup>12</sup>*. It will be seen the arrangement of the covers is such as to shed rain and form a complete protection to the articles carried in the pack.

In the portion *a* of the pack the poncho, sleeping-bag, blanket, underwear, and like articles will be preferably carried, the poncho for convenience being secured outside the cover by straps *a<sup>13</sup>*, while the overcoat and such other articles as are necessary may be carried in the portion *b* of the pack, the shelter-tent, poles, and pins being secured outside the cover by straps *b<sup>13</sup>*. The pocket *a<sup>6</sup>* is provided in the portion *a* to hold such articles



as the soldier may desire to use on the march, such as lunch or tobacco. By turning back the cover this pocket may be easily reached without removing the pack. A pocket  $a^{16}$  is also provided in the portion  $a$  for collars. The pockets  $b^6$  and  $b^{16}$  of the portion  $b$  of the pack are provided to carry subsistence. They are preferably formed with compressible sides, as shown in Fig. 4, so that when not in use they occupy little space. They will be found especially desirable in warm climates, when the overcoat or other equipment is not required. It will be seen that when not necessary to carry any of the equipment in this portion it may be entirely devoted to carrying subsistence, three pockets being provided for it. The pockets  $b^6$  and  $b^{16}$  are secured to the base of the pack, and the pocket  $b^6$  is made V-shaped, as shown, so as to leave space for a pocket in the lower end of the pack formed by the extension  $b^5$ . The outside end and side covers answer for a cover for the pocket  $b^{16}$ ; but I preferably provide a special cover  $b^{17}$  for the pocket  $b^6$ , which may be secured by any suitable means, preferably by tapes  $b^{18}$ , as shown.

The two portions  $a$  and  $b$  of the pack are connected by a band or bands  $c$ , two or more being preferably used, for better adjustment to the shoulder. This adjustment by the use of more than one band has been found very material for ease and comfort in carrying the load. The bands are made of suitable material secured to the inner ends of the respective portions, preferably extending between the ends of the base and the pieces forming the inner ends  $a^3$  and  $b^3$  of the respective portions of the pack, as hereinbefore described, and sewed or otherwise secured thereto. The pack is carried by resting the connecting band or bands upon either shoulder, the portion  $a$  preferably resting on the body in front, so that the pocket  $a^6$  is accessible, and the part  $b$  at its upper end rests against the shoulders and is of sufficient length so that its lower end rests against the hips, thus relieving the small of the back. The outer ends of the respective portions of the pack upon each side thereof are provided with hook-eyes  $a^{14}$  and  $b^{14}$ , and a strap  $c'$ , with hook ends  $c^2$  to engage said eyes, is also provided to steady the pack in position when carried by either shoulder.

Having thus described my invention, I claim—

1. A knapsack consisting of two independent article-carrying portions and a divided band, the sides and ends of the respective portions being extended, the extensions at the lower ends being secured to the sides to form a recess or pocket, the extensions of the sides and upper ends adapted to be successively brought over the respective portions to form covers, and means to fasten said covers in closed position, substantially as specified.

2. A knapsack consisting of two portions

and a band connecting said portions adapted to rest over the shoulder to carry the load, the sides and ends of the respective portions being extended, the extensions at the lower ends being brought over a limited distance and secured to the sides, a pocket attached to the outside thereof in one of said portions, the extensions of the sides and upper ends of the respective portions adapted to be successively brought over the respective portions to form covers, and means to fasten said covers in their closed position, substantially as specified.

3. A knapsack consisting of two portions and a band connecting said portions adapted to rest over the shoulder to carry the load, the sides and ends of the respective portions being extended, the extensions at the lower ends being brought over a limited distance and secured to the sides, a pocket attached outside thereof in one of said portions, and a pocket in the base of said last-named portion, the extensions of the sides and upper ends of the respective portions adapted to be successively brought over the respective portions to form covers, and means to fasten said covers in their closed position, substantially as specified.

4. A knapsack consisting of two portions and a band connecting said portions adapted to rest over the shoulder and carry the load, cross-pieces secured to the lower ends and sides of the respective portions forming pockets in the lower ends of the respective portions, one or more compressible separate pockets, secured to the inside of the base of one of said portions, covers extending from each side and upper end of the respective portions adapted to be successively brought over, fastenings for the inner side covers adapted to draw said covers toward the base of the respective portions and means to fasten the outer side and end covers, substantially as specified.

5. A knapsack consisting of two portions and a band connecting said portions adapted to rest over the shoulder to carry the load, cross-pieces secured to the lower ends and sides of the respective portions, a pocket attached to the outer side of said cross-piece in one of said portions and a pocket in the base of said last-named portion, one or more separate pockets having compressible sides on the inside of the base of the other of said portions, covers extending from each side and upper end of the respective portions adapted to be successively brought over, fastenings for the inner side covers adapted to draw said covers toward the base of the respective portions, means to fasten the outside and end covers, and means to secure additional articles on the outside of the respective portions, substantially as specified.

6. A knapsack consisting of two article-carrying portions, one of which is adapted to rest against the front of the body and the



other against the shoulders and hip in the rear of the body, a band connecting said portions extending over either shoulder to carry the load, and a detachable connection for  
5 either side of the lower ends of the respective portions, cross-pieces secured to the lower ends and sides of the respective portions, a pocket attached to the outer side of said cross-piece in one of said portions, covers ex-  
10 tending from each side and upper end of the respective portions adapted to be successively brought over, fastenings for the inner side covers adapted to draw said covers toward the base of the respective portions, and means to  
15 fasten the outer side and end covers, substantially as specified.

7. A knapsack consisting of two article-carrying portions, one of which is adapted to rest against the front of the body and the  
20 other against the shoulders and hip in the rear of the body, a band connecting said portions extending over either shoulder to carry the load, and a detachable connection for either side of the lower ends of the respective  
25 portions, cross-pieces secured to the lower

ends and sides of the respective portions forming pockets in the lower ends of the respective portions, a pocket attached to the outer side of said cross-piece in one of said portions, a pocket in the bottom of said last-named  
30 portion, two separate pockets secured to the inside of the bottom of the other one of said portions having compressible sides and an individual cover for one of said pockets, covers extending from each side and upper end of  
35 the respective portions adapted to be successively brought over, fastenings for the inner side covers adapted to draw said covers toward the base of the respective portions, means to fasten the outer side and end covers,  
40 and means to secure additional articles on the outside of the respective portions, substantially as specified.

In testimony whereof I have hereunto set my hand this 29th day of November, A. D. 45  
1902.

WILLIAM H. BRADBURY.

Witnesses:

CLIFTON P. GRANT,  
CHAS. I. WELCH.