

No. 745,884.

PATENTED DEC. 1, 1903.

T. MORTON.  
BUCKLE FASTENING.  
APPLICATION FILED AUG. 21, 1903.

NO MODEL.

Fig 1

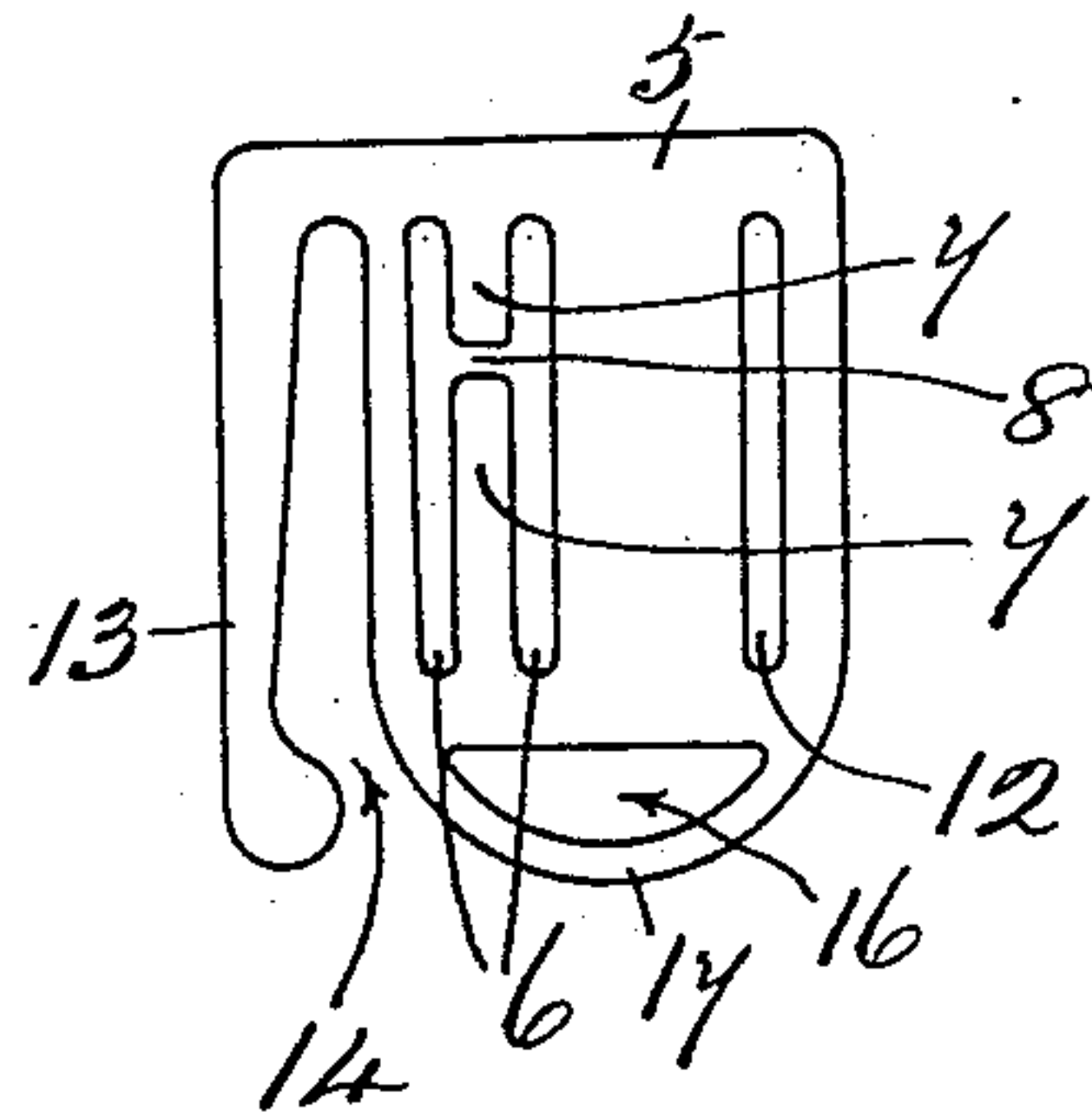


Fig 2

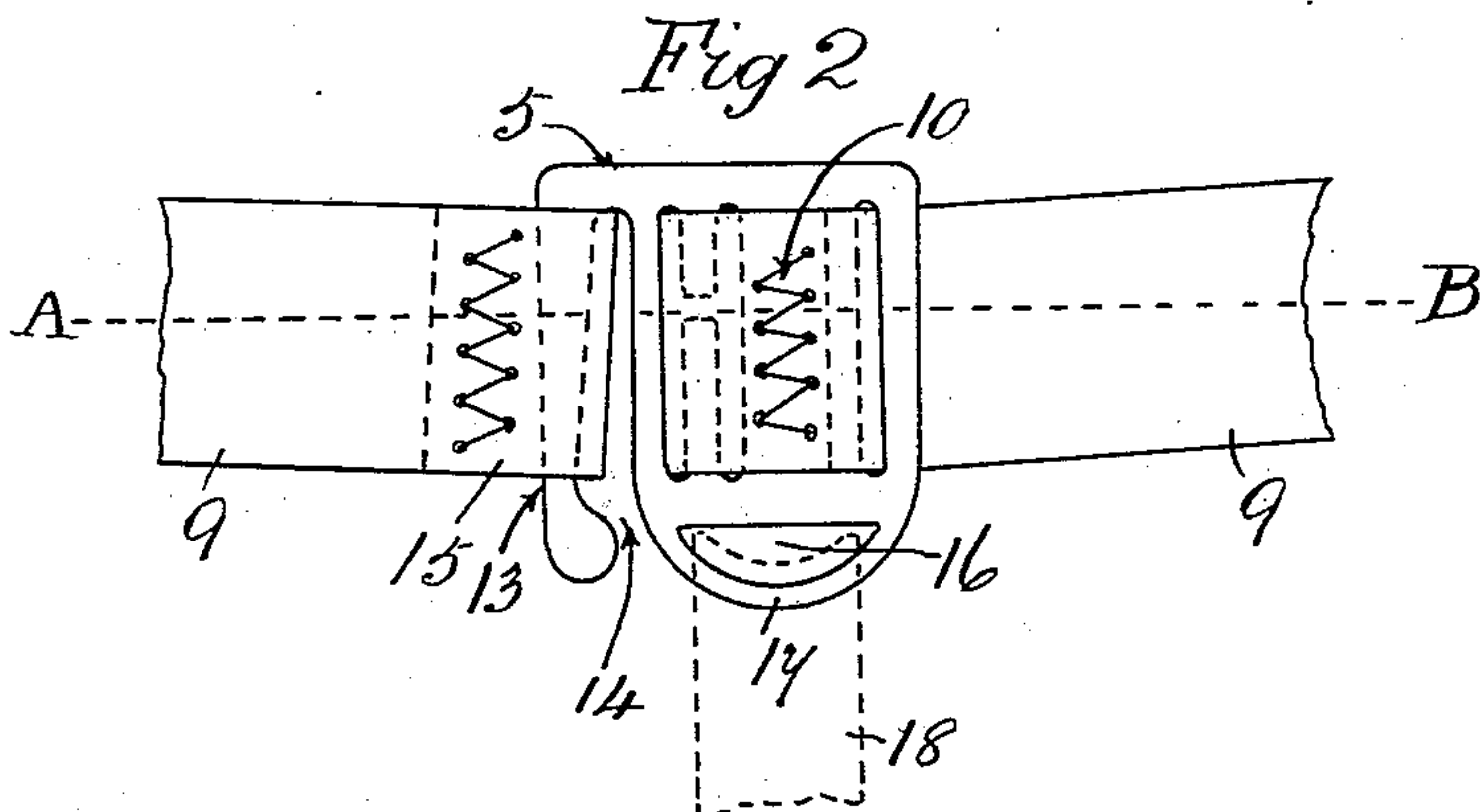
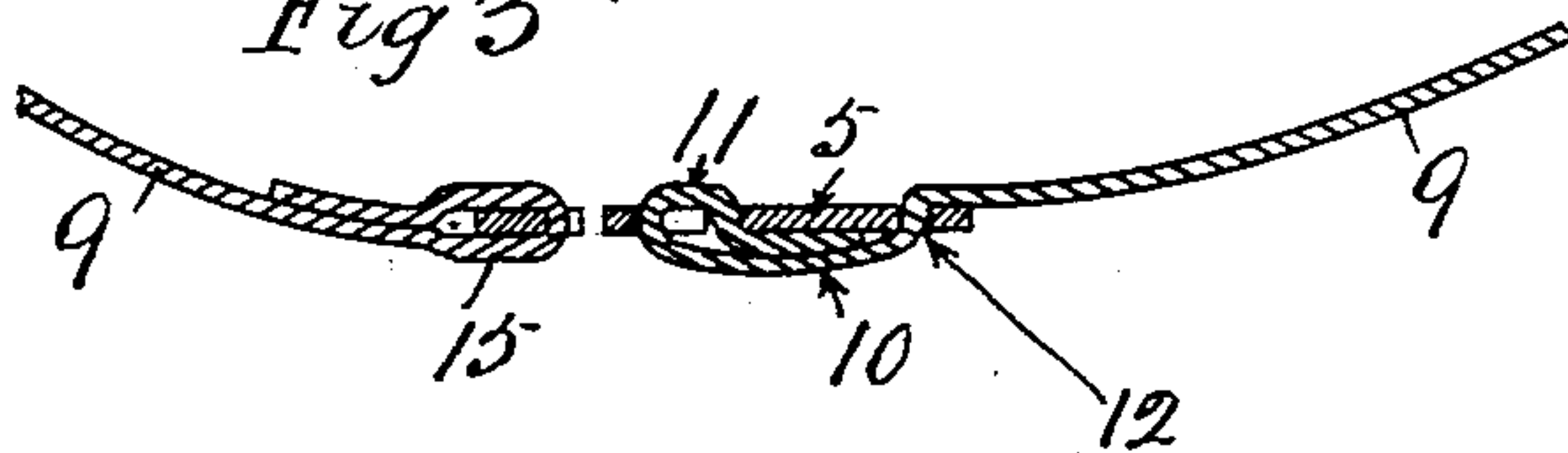


Fig 3



Witnesses.  
C. Hayward Powell  
H. Goodwin

Inventor  
Thomas Morton  
per Charles J. Powell  
Attorney

## UNITED STATES PATENT OFFICE.

THOMAS MORTON, OF BIRMINGHAM, ENGLAND.

## BUCKLE-FASTENING.

SPECIFICATION forming part of Letters Patent No. 745,884, dated December 1, 1903.

Application filed August 21, 1903. Serial No. 170,360. (No model.)

*To all whom it may concern:*

Be it known that I, THOMAS MORTON, a subject of the King of Great Britain, and a resident of Brearley street, in the city of Birmingham, England, have invented new and useful Improvements in Buckle-Fastenings, of which the following is a specification.

My invention relates to improvements in buckles which are primarily intended for use in connection with stocking-suspenders, but which may be also used for other similar bands; and its object is to provide improved means whereby the ends of the band may be readily connected to such buckles. I attain this object by the arrangement of parts illustrated in the accompanying drawings, in which—

Figure 1 is a front view of the invention. Fig. 2 is a front view of the invention, showing the band connected thereto. Fig. 3 shows a sectional view of the buckle and band on line A B, Fig. 2.

5 is the buckle, in which is pierced the two slots 6 6, thus leaving the middle bar 7 between them. In this middle bar is formed the gap 8. The one end of the band 9 is therefore connected to the buckle as follows: The end of the band is doubled and stitched at 10 so as to form the loop 11. This loop is now passed through the gap 8 onto the lower part of the bar 7, and then the upper part of the said loop is threaded back onto the upper

part of the bar 7, when it will appear as seen in Fig. 2. The band may be further passed through another slot-hole 12, if desired. Upon the outer side of the said buckle I further form the hook-like arm 13, preferably with its openway 14 lying downward, so that the loop 15 of the band 9 may be readily passed onto the said arm. At the lower part of the buckle the piercing 16 is made by which is formed the bar 17. It will now be readily understood that when the weight of the stocking, for instance, is carried from the bar 17 by a band (indicated by dotted lines at 18) the pull upon the buckle is downward, and therefore prevents any tendency of the loop 15 from coming off the arm 13.

What I claim as my invention, and desire to secure by Letters Patent, is—

A buckle comprising a plate provided with a pair of slots arranged in close relation to each other and communicating by a gap, and said plate further provided with a hook-shaped arm at one side, a slot at a point removed from said pair of slots and an opening near its bottom edge.

In testimony whereof I have signed my name to this specification in the presence of two subscribing witnesses.

THOMAS MORTON.

Witnesses:

C. HAYWARD POWELL,  
N. GOODWIN.