

No. 745,563.

PATENTED DEC. 1, 1903.

J. BERNSTEIN.
NECKTIE.

APPLICATION FILED JUNE 17, 1903.

NO MODEL.

2 SHEETS—SHEET 1.

Fig. 1.

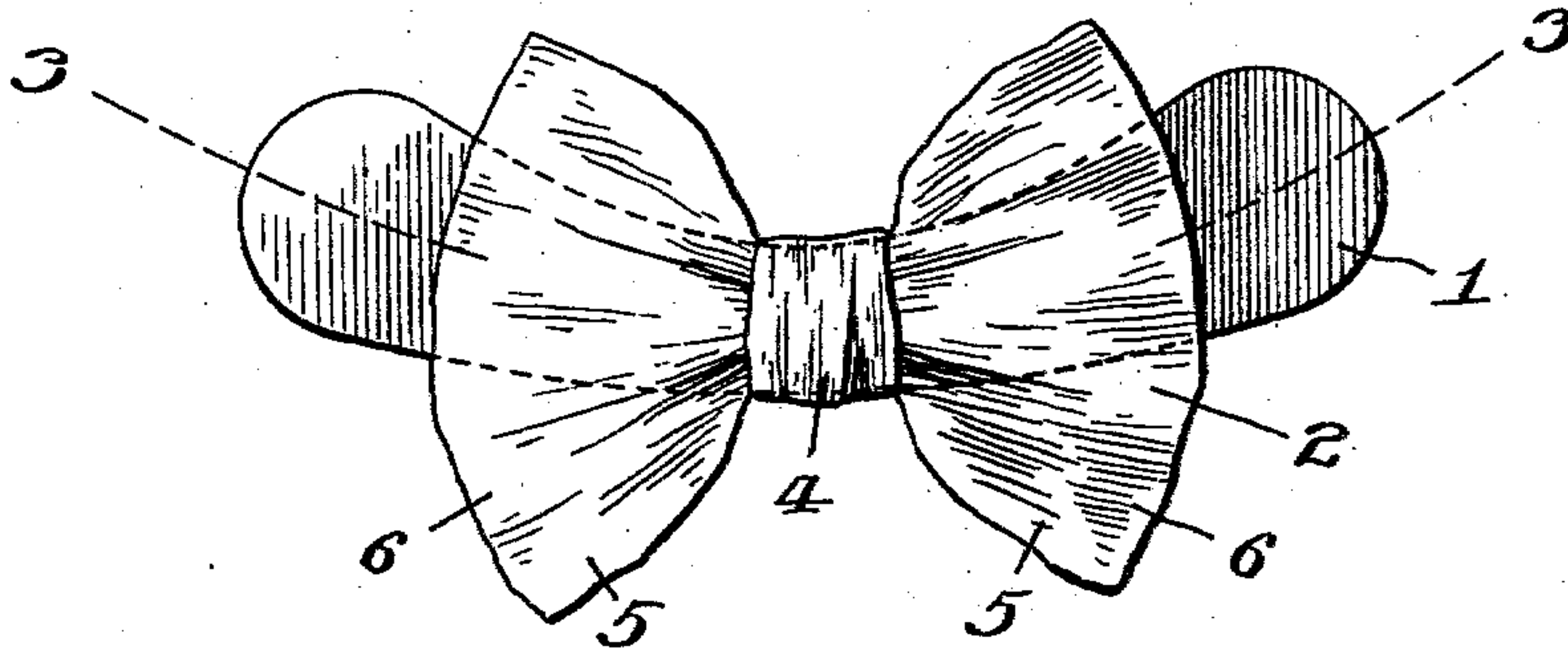


Fig. 2.

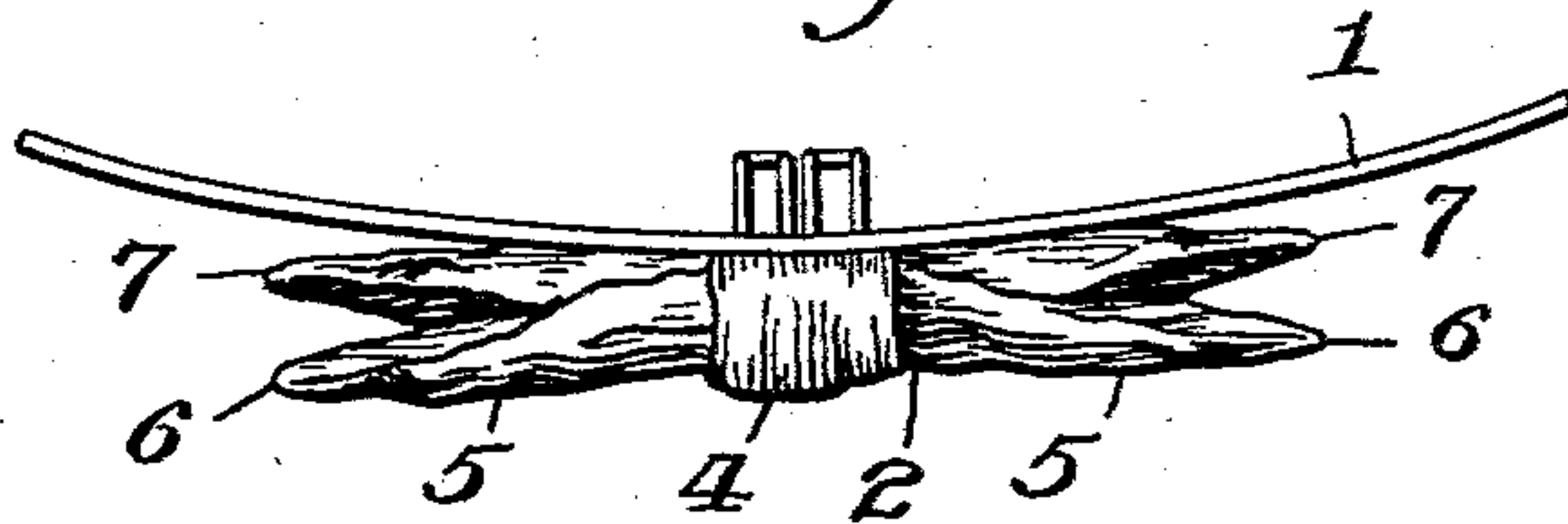
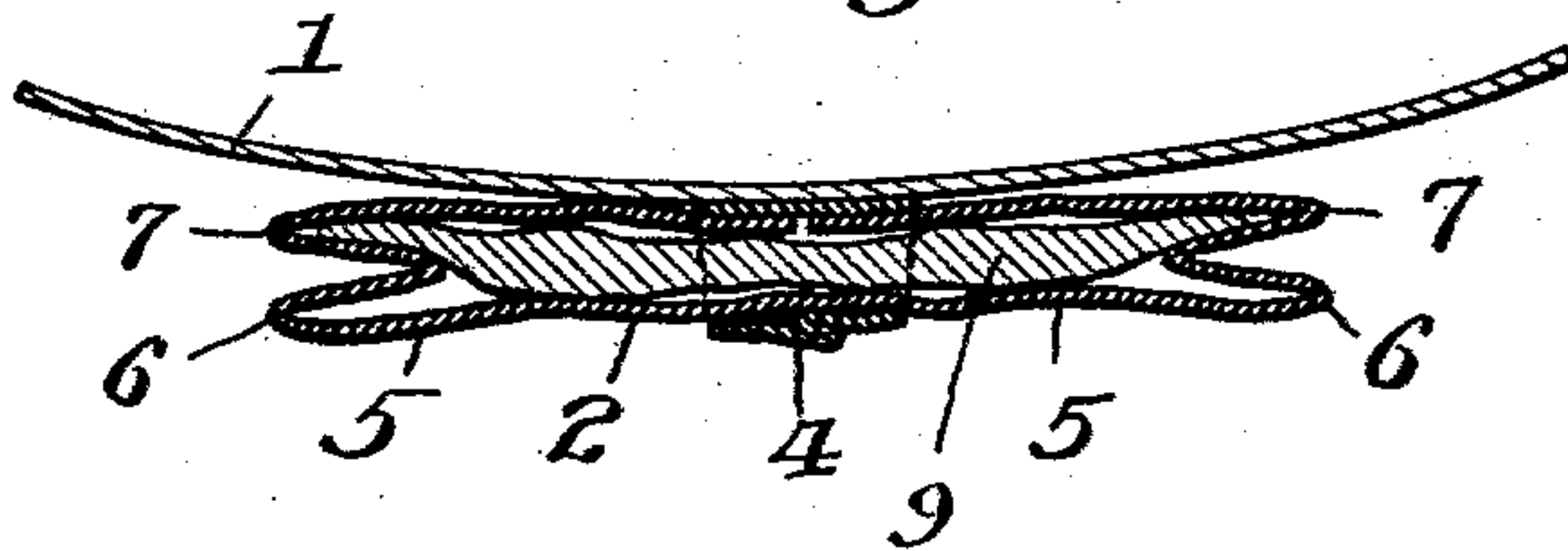


Fig. 3.



WITNESSES:

J. J. Mumford
J. H. Gamble

INVENTOR

Joseph Bernstein
BY
A. V. Trout
ATTORNEY.

No. 745,563.

PATENTED DEC. 1, 1903.

J. BERNSTEIN.
NECKTIE.

APPLICATION FILED JUNE 17, 1903.

NO MODEL.

2 SHEETS—SHEET 2.

Fig. 4.




Fig. 5.

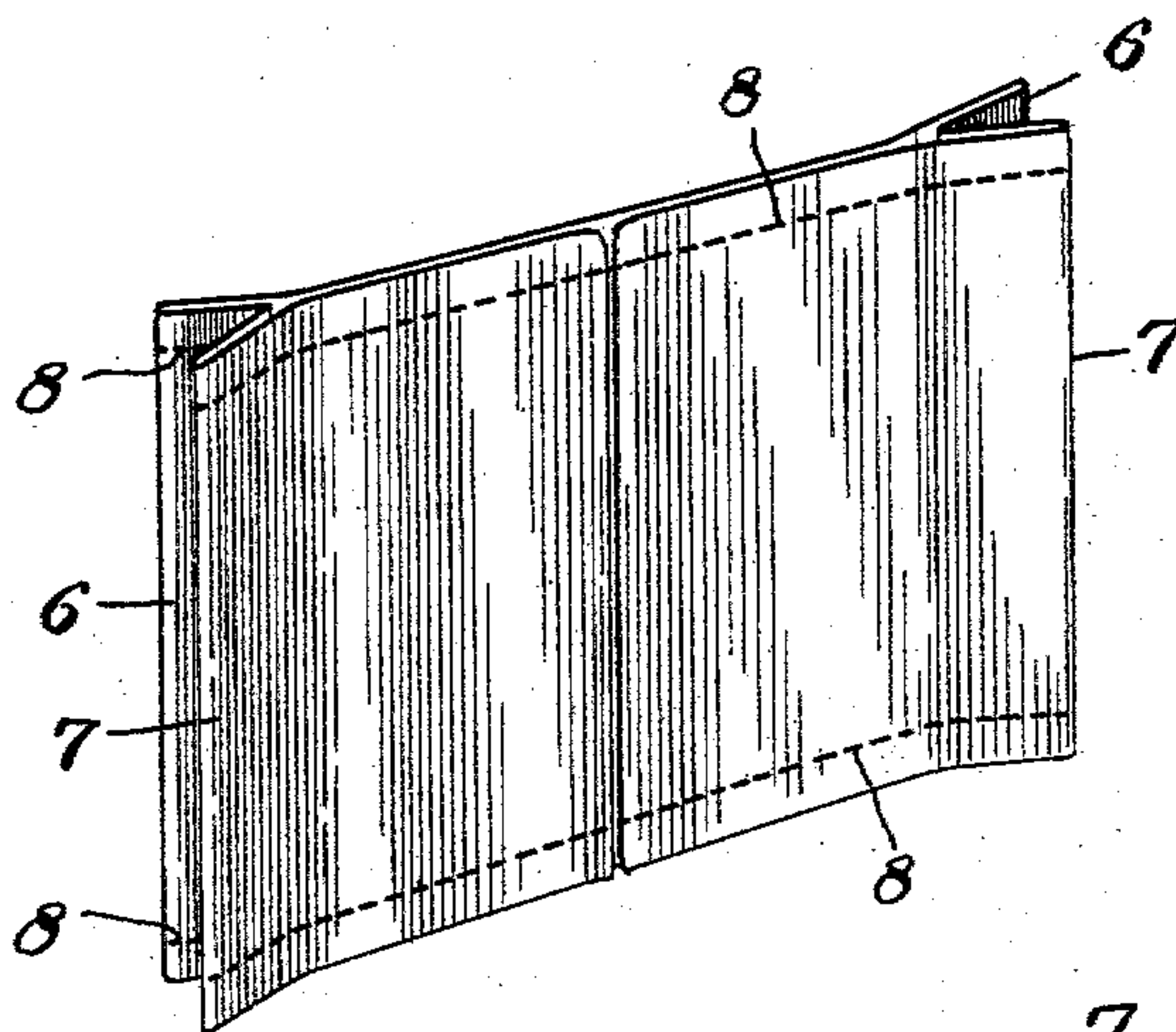
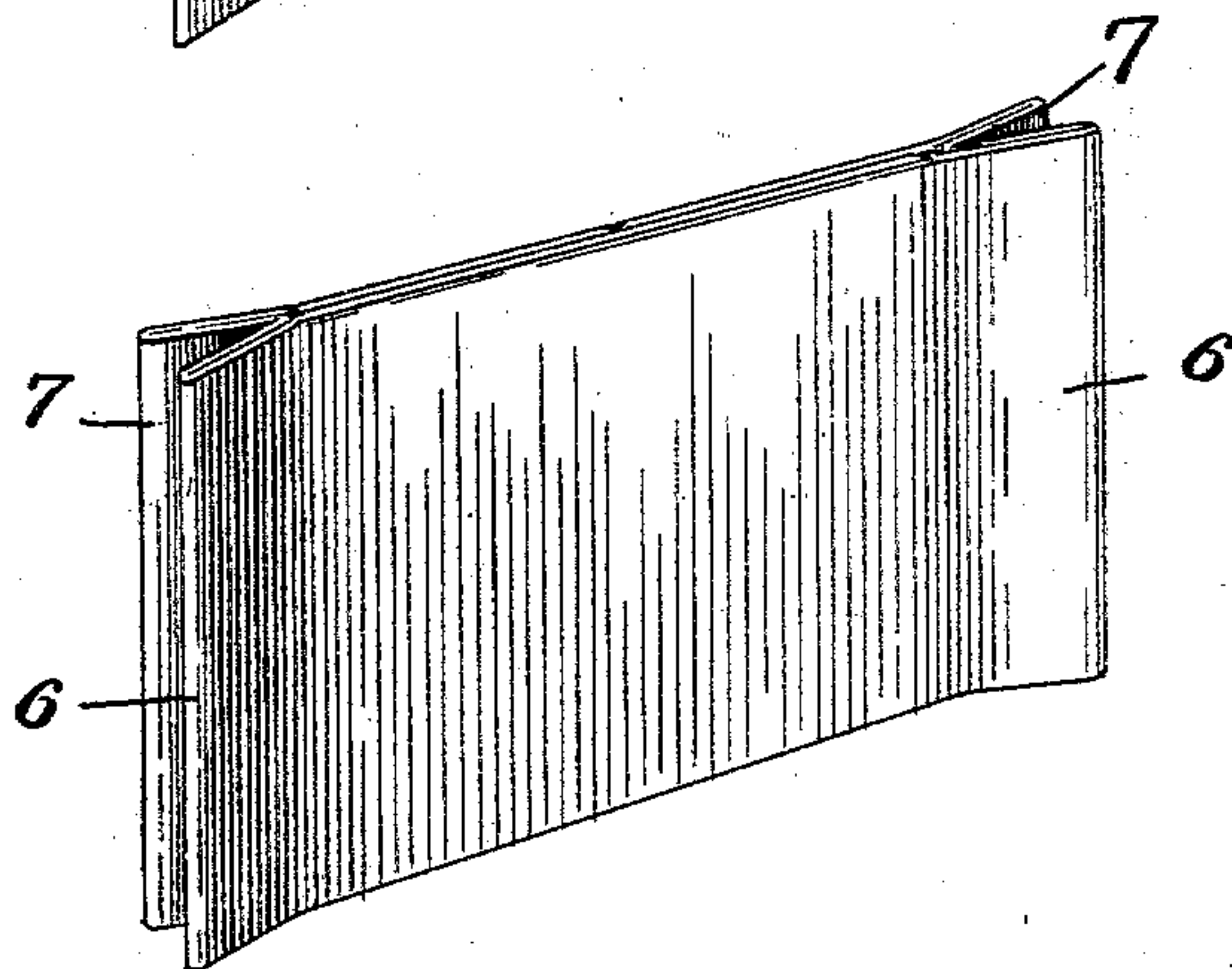


Fig. 6.



WITNESSES:

J. F. Mumford
J. H. Gamble.

INVENTOR

Joseph Bernstein
BY
A. V. Group
ATTORNEY.

UNITED STATES PATENT OFFICE.

JOSEPH BERNSTEIN, OF PHILADELPHIA, PENNSYLVANIA.

NECKTIE.

SPECIFICATION forming part of Letters Patent No. 745,563, dated December 1, 1903.

Application filed June 17, 1903. Serial No. 161,876. (No model.)

To all whom it may concern:

Be it known that I, JOSEPH BERNSTEIN, a citizen of the United States, residing at Philadelphia, in the county of Philadelphia and State of Pennsylvania, have invented certain new and useful Improvements in Neckties, of which the following is a specification.

This invention relates to neckties, and has for its object to provide a construction whereby a necktie having the appearance of the well-known bow-tie may be manufactured from a less amount of material and with a less expenditure of labor than has been heretofore attained, as will be hereinafter fully described and claimed.

In the drawings, Figure 1 is an elevation of my improved necktie. Fig. 2 is a plan view thereof. Fig. 3 is a horizontal section as on the line 3 3 of Fig. 1, enlarged. Fig. 4 is a view of the blank for forming the main portion of the necktie. Fig. 5 is a perspective view of said blank as folded and stitched. Fig. 6 is a view of Fig. 5 as turned inside out.

1 designates the usual backing-piece, adapted to engage the collar, and 2 the bow-tie, secured to the piece 1. The tie 2, as generally stated, comprises a separate vertical loop 4 and the horizontal body portions 5 5, projecting from within the loop 4 and having a plurality of free outer ends on the respective sides thereof. The inner ends of the body portions 5 5 are drawn together or tucked by the loop 4, thereby giving the entire necktie the appearance of having been formed into a bow-knot from a continuous strip of material.

Heretofore in the manufacture of neckties of this character it has been the practice to extend a number of horizontal body portions the entire length of the tie and through the central vertical loop, thereby producing the plurality of free ends on the respective sides thereof. It is in the manufacture of this portion of the necktie that I save in material and labor by using a single body portion on each side of the loop 4 and providing each body portion with a plurality of free outer ends.

I shall now proceed to describe the con-

struction of the horizontal body portions 5 5, which in their preferred form are as follows: In Fig. 4 I have shown a view of the blank for forming the body portions 5 5. This blank is first folded to produce the free ends or front portions 6 6. It is then again folded to produce the additional free ends or back portions 7 7. The free ends of the blank are then brought to meet each other, or substantially so, thereby forming a backing or lining, as shown in Fig. 5. After the blank has been folded, as above described, the edges thereof are stitched together, as indicated by the dotted lines 8 8. This being done, the blank is turned inside out, as indicated in Fig. 5, and the central portion thereof drawn or tucked together by the loop 4 and the whole fastened to the backing 1 in any desirable manner.

If desired, the end or back portion 7 may be made separately and sewed onto the member 5 instead of forming a part thereof, as shown.

I preferably employ a suitable stuffer 9, as indicated in Fig. 3.

I claim—

1. A necktie in semblance of a bow-knot, comprising a separate loop portion and a body portion embraced thereby including front and back portions connected together at a point between said loop portion and the outer end of said front portion to afford a plurality of free outer ends.

2. A necktie in semblance of a bow-knot, comprising a separate loop portion and a body portion extending therethrough and embraced thereby, said body projecting beyond the respective sides of the loop and including front and back portions connected together on the respective sides of said loop portion and at points between said loop portion and the outer ends of said front portion to afford a plurality of free outer ends.

3. A necktie in semblance of a bow-knot, comprising a separate loop portion and a body portion embraced thereby, said body portion being provided with zigzag folds exteriorly of and to one side of said loop portion to pro-

duce a plurality of free outer ends connected together exteriorly of the loop.

4. A necktie in semblance of a bow-knot, comprising a separate loop portion and a body
5 portion projecting from within the loop, said body portion provided with zigzag folds exteriorly of and to one side of said loop portion and extending back within said loop por-

tion to produce a plurality of free outer ends exteriorly of the loop.

In testimony whereof I affix my signature in presence of two witnesses.

JOSEPH BERNSTEIN.

Witnesses:

ANDREW V. GROUPE,
RALPH H. GAMBLE.