

No. 744,594.

PATENTED NOV. 17, 1903.

J. P. MUTH.  
SUSPENDER ATTACHMENT.  
APPLICATION FILED JULY 15, 1901.

NO MODEL.

Fig. 1.

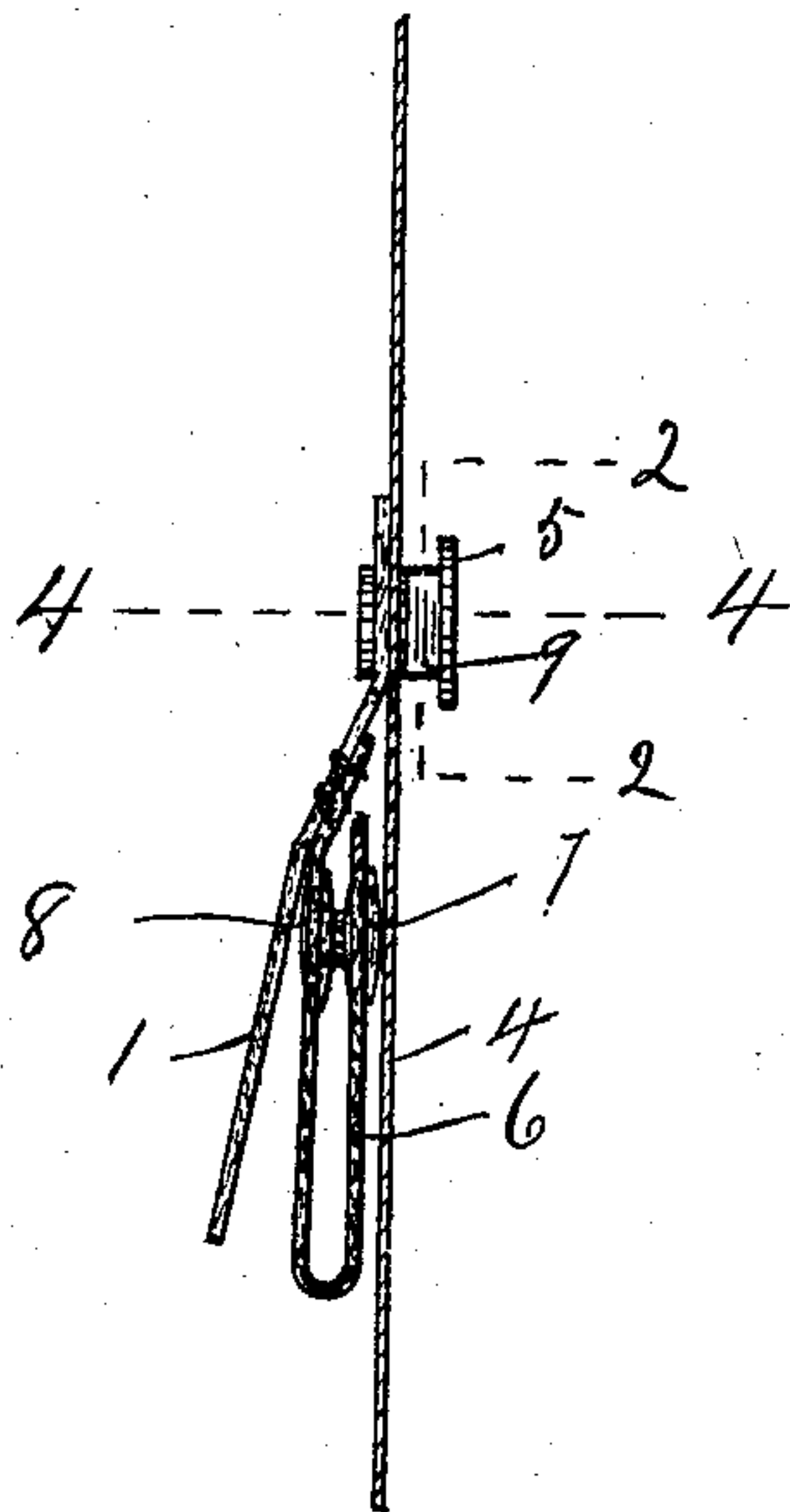


Fig. 2.

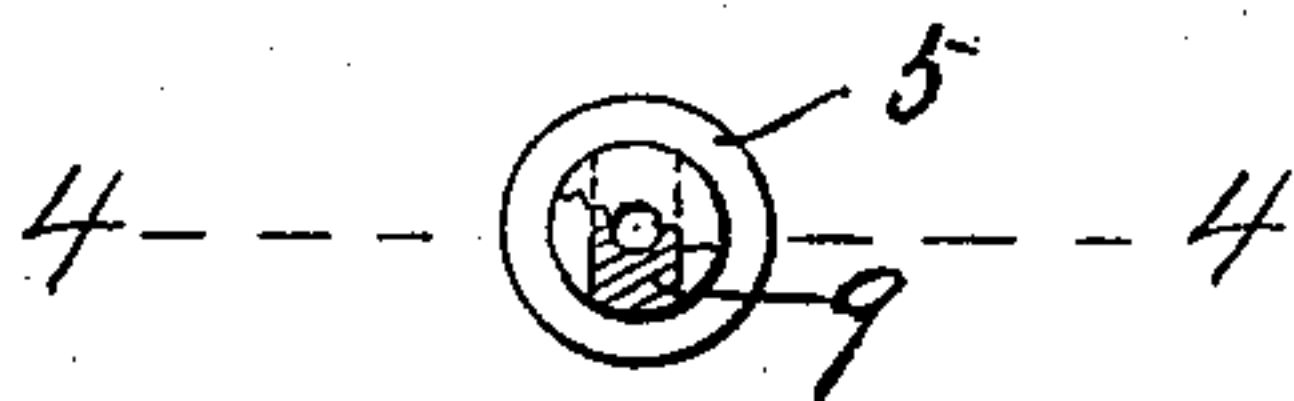


Fig. 3.

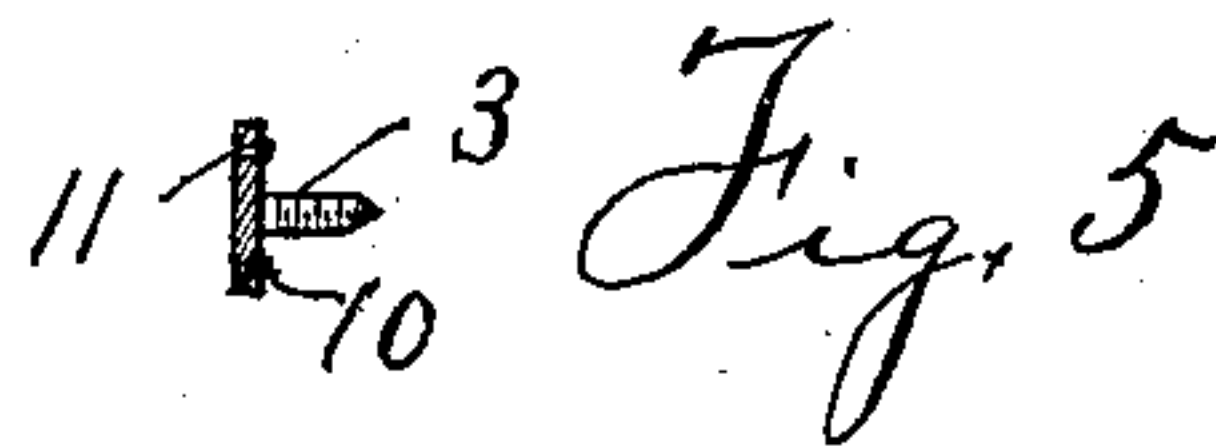
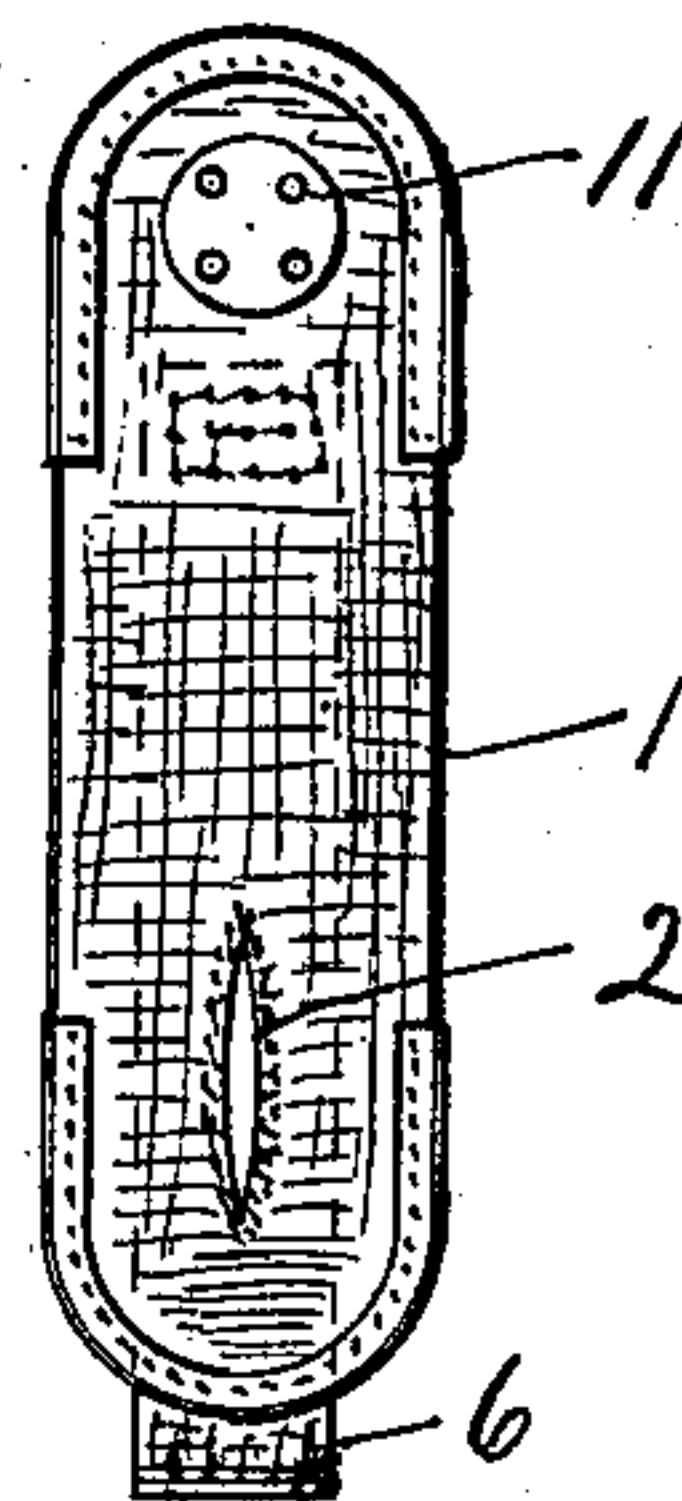
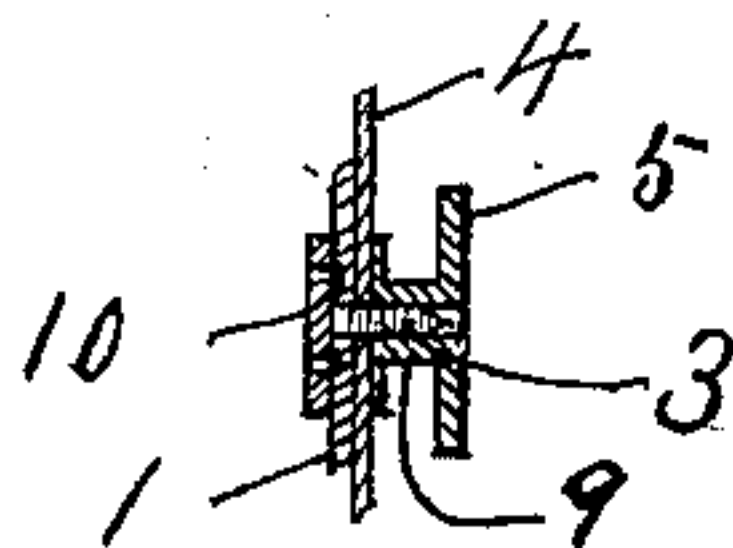


Fig. 4.



WITNESSES:

Mamie E. Mead.

J. H. Taylor

INVENTOR

Jas. P. Muth,  
BY Carr & Carr,  
ATTORNEYS.

## UNITED STATES PATENT OFFICE.

JOSEPH P. MUTH, OF ST. LOUIS, MISSOURI.

## SUSPENDER ATTACHMENT.

SPECIFICATION forming part of Letters Patent No. 744,594, dated November 17, 1903

Application filed July 15, 1901. Serial No. 68,447. (No model.)

*To all whom it may concern:*

Be it known that I, JOSEPH P. MUTH, a citizen of the United States, and a resident of the city of St. Louis, State of Missouri, have invented a certain new and useful Improvement in Suspenders Attachments, of which the following is a specification.

My invention relates to attachments for suspenders, and has for its principal object to provide for the wearing of the suspenders underneath the shirt.

It consists in a device arranged on the outside of the shirt and adapted to constitute a prolongation of the suspender. It also consists in the combination and arrangements of parts hereinafter described and claimed.

In the accompanying drawings, which form part of this specification, and wherein like symbols refer to like parts wherever they occur, Figure 1 is a side view of my device. Fig. 2 is a cross-sectional detail thereof on the line 2 2 of Fig. 1. Fig. 3 is a detail of the button-shank, showing the head thereof in section. Fig. 4 is a section of the button on the line 4 4 of Figs. 1 and 2. Fig. 5 is a face view of my device.

The body of my device comprises a tab 1 of suspender or other suitable fabric provided with a buttonhole 2 in its lower end, whereby it is adapted to be buttoned to suspender-buttons fastened on the outer or inner side of the trousers-band. The upper portion of this tab is provided with a separable button, whose shank 3 extends through the shirt 4 and is provided on the inner side thereof with a removable head 5, adapted to cooperate with the buttonhole of the suspender. By this construction the tab constitutes an extension or prolongation of the suspender, the button serving as a means for fastening said tab to the suspender without putting any strain upon the fabric of the shirt. The inner side of the tab is provided with a strip 6, of tape or other suitable material, fastened thereto at one end and having a button or other fastening 7 in its free end adapted to cooperate with its counterpart 8, which is likewise mounted on the tab. This tape thus constitutes a loop adapted to cooperate with the loop of the underwear, and for

this purpose the loop is preferably longer than the tab itself.

Obviously the tab may be sewed to the fabric of the shirt, and an ordinary button may be sewed on the inside of the shirt to the tab. It is preferable, however, to use a button of the construction shown. In this construction the shank 3 is screw-threaded, and the button-head 5 is likewise screw-threaded to cooperate therewith. In order to prevent the turning of the button-head, said head is formed with a boss 9, which is flattened on opposite sides. For a like purpose it is preferable to make the inner surface of the shank-head rough or serrated, whereby when the button-head is firmly secured in place the teeth 10 of said shank-head will engage the fabric of the tab. When desired, the head of the shank may have holes 11 formed there-through, whereby said shank may be sewed to the fabric of the shirt or suspender attachment.

In use a set of these attachments will be fastened on the outside of the shirt with their button-heads on the inside of the shirt in proper positions respectively to cooperate with the buttonholes of the suspenders. When the suspenders are buttoned to said button-heads, the tabs constitute extensions or prolongations of the suspenders, and their own buttonholes are buttoned over the suspender-buttons on the trousers. The weight of the trousers is thus carried directly and entirely by the suspenders, and the fabric of the shirt is entirely relieved.

My invention admits of considerable modification, and I do not wish to be restricted to the precise construction hereinbefore described.

What I claim is—

1. In a shirt, a multiplicity of tabs secured to the outside of the shirt at the waist, and means secured on the inside of the shirt, relative to the position of said tabs, to receive the ends of suspenders worn inside the shirt.
2. In a shirt, a multiplicity of tabs secured to the outside of the shirt at the waist, and buttons secured on the inside of the shirt through the shirt and top of said tabs.
3. A suspender attachment comprising a tab



having a buttonhole therein, and means for securing said tab to a shirt, said means comprising a button-head adapted to cooperate with the suspender, substantially as described.

5 4. A suspender attachment comprising a tab adapted to be removably fastened to the trousers, and having means for securing said tab to a shirt, said means comprising a separable  
10 button adapted to pierce the fabric of the shirt and cooperate with suspenders on the inside thereof, substantially as described.

5 5. A suspender attachment comprising a tab adapted to be removably fastened to the trousers, and means for securing said tab to a  
15 shirt, said means comprising a button-head adapted to cooperate with the suspender, said tab having also a loop thereon, substantially as described.

6. The combination with a shirt of tabs having buttonholes therein, said tabs being fastened on the outside of said shirt by separable buttons having button-heads on the inside of said shirt in position to cooperate with the suspender, substantially as described. 20

7. The combination with a shirt of tabs having buttonholes therein, said tabs being fastened on the outside of said shirt by separable buttons having button-heads on the inside of said shirt in position to cooperate with the suspender, some of said tabs having loops, substantially as and for the purposes set forth. 25  
30

St. Louis, Missouri, July 8, 1901.

JOS. P. MUTH.

Witnesses:

HENRY A. HAMILTON,  
JAMES A. CARR.