

No. 744,517.

PATENTED NOV. 17, 1903.

H. M. ELDRED.
SAFETY POCKET OR POUCH.
APPLICATION FILED FEB. 24, 1903.

NO MODEL.

Fig. 1.

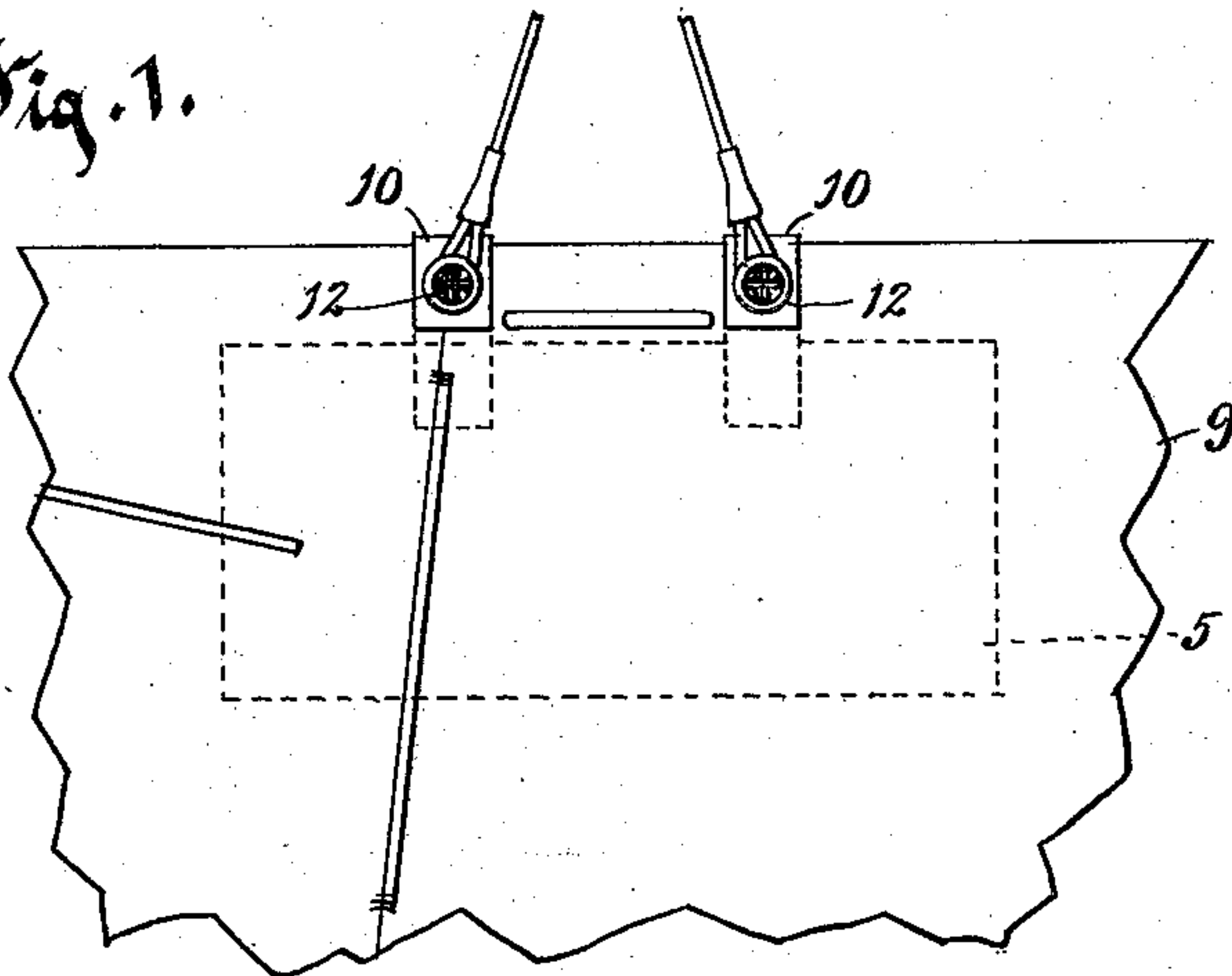


Fig. 2.

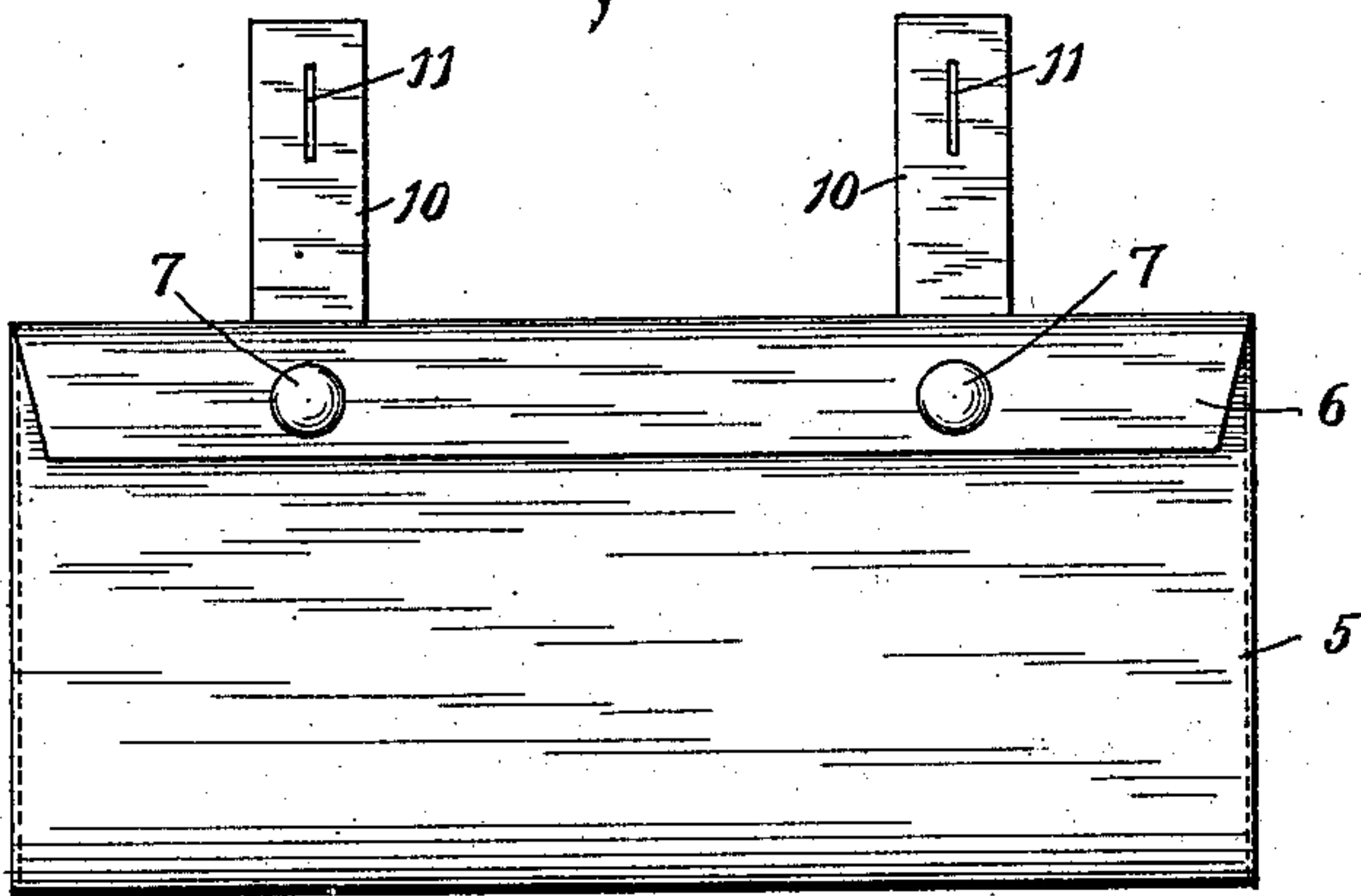


Fig. 3.

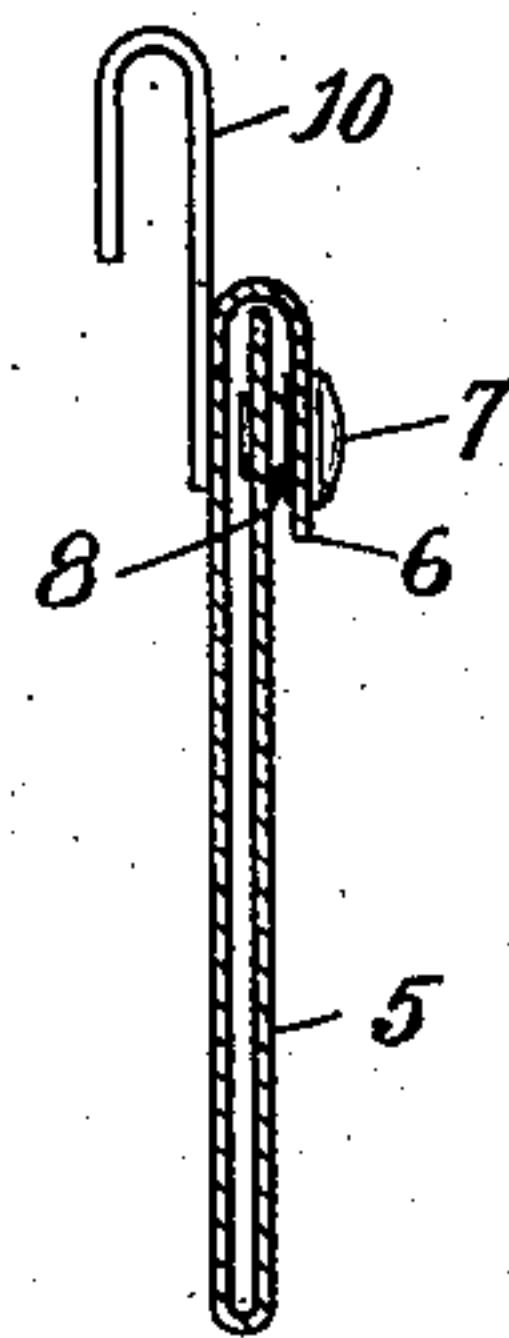
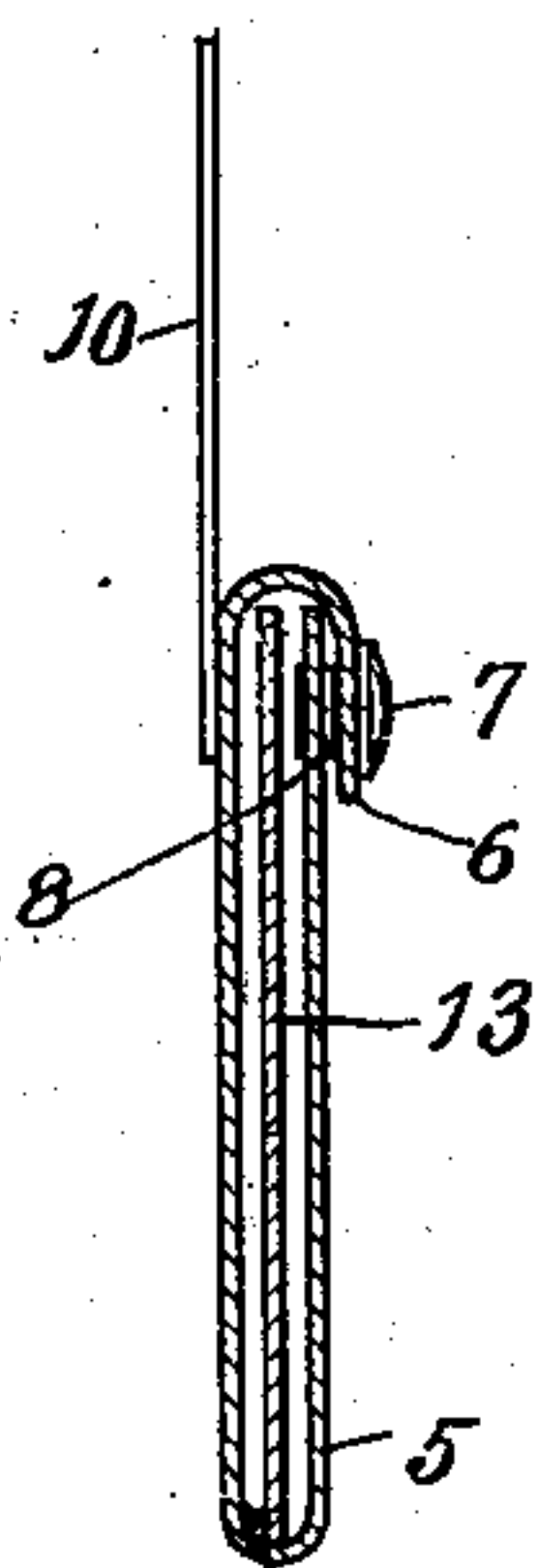


Fig. 4.



Witnesses.

C. H. Keeney.

Anna F. Schmidtbauer

Inventor.

Howard M. Eldred.

*By Benedict, Mossell & Green-
Attorneys.*

UNITED STATES PATENT OFFICE.

HOWARD M. ELDRED, OF MILWAUKEE, WISCONSIN.

SAFETY POCKET OR POUCH.

SPECIFICATION forming part of Letters Patent No. 744,517, dated November 17, 1903.

Application filed February 24, 1903. Serial No. 144,639. (No model.)

To all whom it may concern:

Be it known that I, HOWARD M. ELDRED, residing in Milwaukee, in the county of Milwaukee and State of Wisconsin, have invented a new and useful Improvement in Safety Pockets or Pouches, of which the following is a description, reference being had to the accompanying drawings, which are a part of this specification.

My invention has relation to an improved safety pocket or pouch.

The object of the invention is to provide a pocket or pouch for containing bills, valuable papers, &c., of such construction as to be detachably secured on the inside of the trousers entirely hidden from view, so as to provide an effectual safeguard against robbery, the device at the same time being in such position as to be readily accessible to the wearer.

With the above primary object in view the invention consists of the devices and parts or their equivalents, as hereinafter set forth.

In the accompanying drawings, Figure 1 is a view of a fragment of trousers, showing my improved pocket or pouch in dotted lines as arranged against the inside thereof, with the suspending-straps of the pocket carried over the upper edge of the trousers and to the outside thereof and buttoned to the suspender-buttons. Fig. 2 is an elevation of the pocket or pouch. Fig. 3 is a transverse section thereof, and Fig. 4 is a transverse section of a modified form in which provision is made for dividing the pocket or pouch into different divisions.

The improved pocket or pouch (indicated by the numeral 5) may be composed of any desirable material, such as cloth, leather, chamois-skin, or the like. It may also be of any desirable shape. In the drawings I show it of rectangular form. The top of the pocket is open and the rear side is carried over the top edge to the front side in order to cover this opening and is then continued downwardly for a short distance to form a front flap 6. The flap may be secured to the front side in any desirable manner. A convenient securing device is shown in the drawings consisting of an ordinary form of glove-fastener, consisting of the socket member 7, carried by the flap, and the engaging member 8, secured

to the front side of the pocket. Two of these buttons and the coöperating sockets may be employed to advantage, although, of course, any desired number may be used.

For removably suspending the pocket on the inside of the trousers 9 I show the rear side of said pocket provided with straps 10 10, the outer end of each strap having a button-hole 11. In adjusting the device to the trousers it is arranged on the inside of said trousers, as shown in Fig. 1, with the flap side innermost. The straps 10 are then carried over the upper edge of the trousers and thence downwardly and the buttonholes 11 made to engage the suspender-buttons 12. The vest, of course, will hide the turned-over ends of the straps.

The pocket secured as described will be entirely hidden from view and the danger of robbery thereby greatly lessened, and at the same time the wearer can gain ready access to the pocket when desired without the necessity of detaching it; but when the necessity for detaching arises this can be readily accomplished and the pocket again as readily replaced whenever the user wishes.

While I have shown two of the suspending-straps 10, yet I do not wish to be understood as limiting myself to that precise number, inasmuch as only one or any number greater than two may be employed, if desired. In fact, I do not wish to be understood as restricting myself to a strap or straps 10 for detachably suspending the pocket, inasmuch as any other desirable means may be employed without departing from the spirit and scope of my invention—as, for instance, the inner side of the trousers may be provided with depending straps to engage buttons on the rear side of the pocket, or the inner side of the pocket may be provided with buttons engaging buttonholes in the trousers, or the reverse, as desired.

The pocket or pouch will be made of different sizes to suit requirements and also may be made with any desirable number of compartments or divisions. In Fig. 4 of the drawings I show a modification in which the pocket is divided into two divisions by means of a partition or dividing member 13. Any number of these partitions may be provided,

so as to divide the interior space of the pocket into any desired number of compartments or divisions.

What I claim as my invention is—

- 5 The improved safety pouch or pocket herein described and shown consisting of a pocket having its upper end open and its rear side extended over upon and detachably fastened to its front side, and extended holding-straps
10 secured to the rear side of the pocket near the upper edge of the same projecting up-

ward therefrom and turned downward away from the top of the pocket so as to extend over the edge of a pair of trousers and engage the suspender-buttons.

In testimony whereof I affix my signature in presence of two witnesses.

HOWARD M. ELDRED.

Witnesses:

A. L. MORSELL,
C. T. BENEDICT.