

No. 743,605.

PATENTED NOV. 10, 1903.

J. H. WILSON.
GAME APPARATUS.

APPLICATION FILED JULY 18, 1903.

NO MODEL.

FIG. 1.

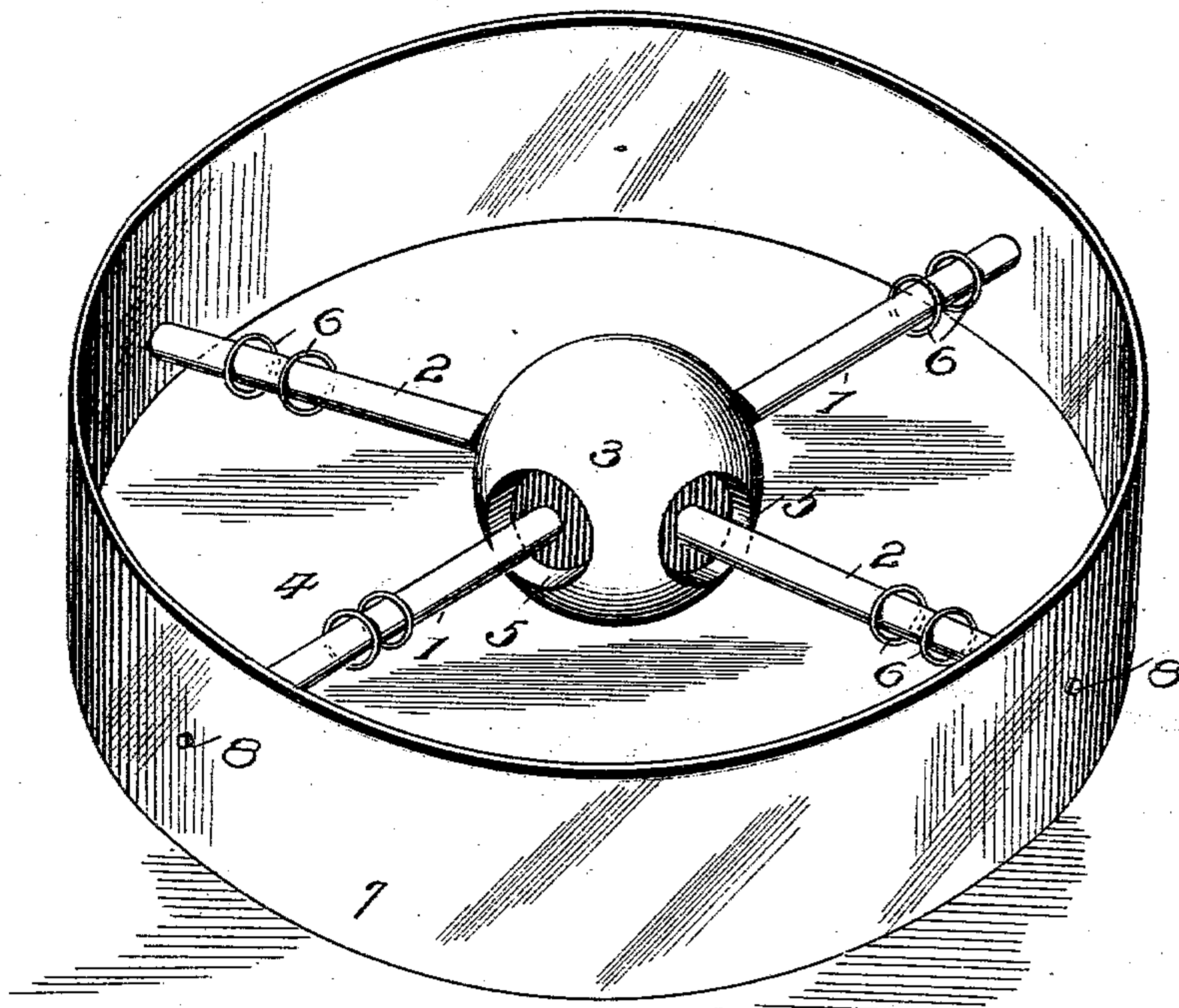


FIG. 2.

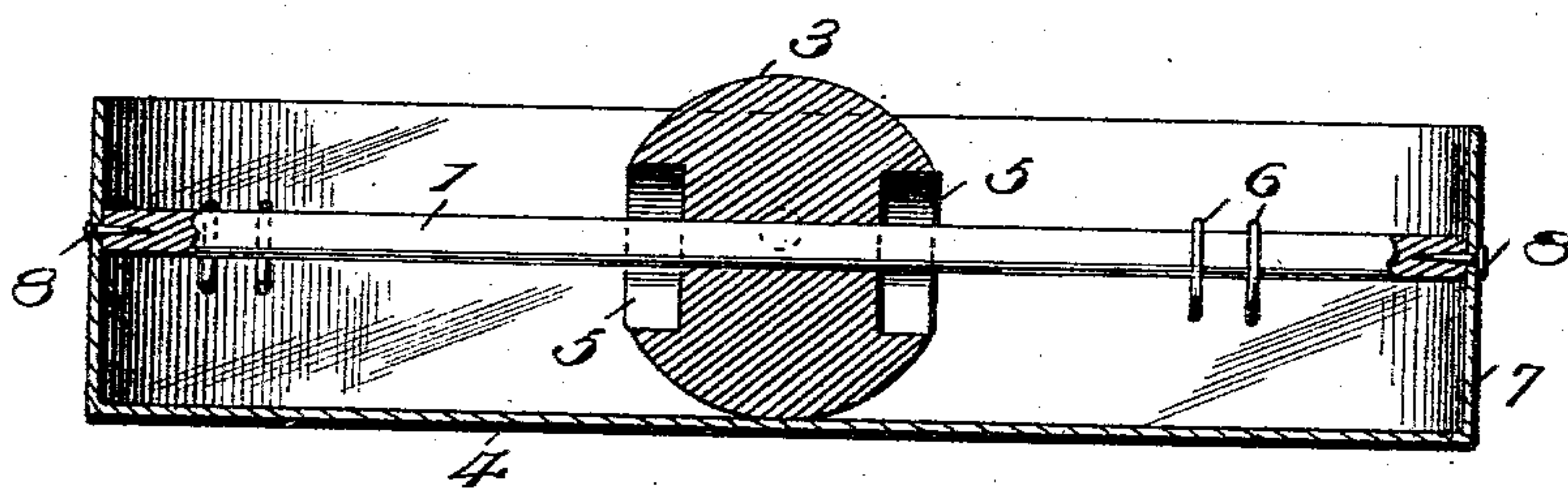
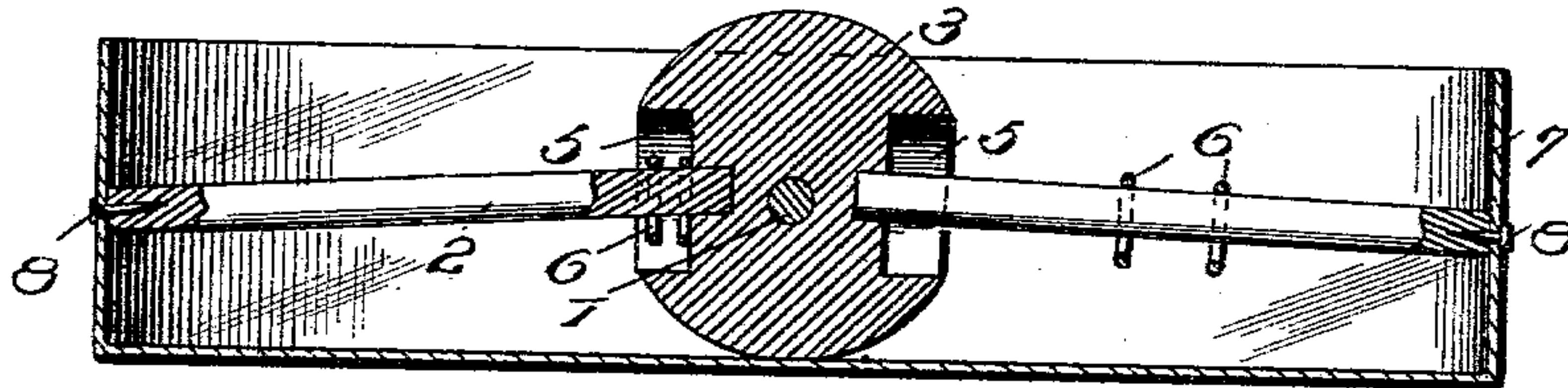


FIG. 3.



Inventor

Witnesses
W. A. Woodson
G. W. Matthews

John H. Wilson.

By

R. S. Lacey, Attorneys.

UNITED STATES PATENT OFFICE.

JOHN H. WILSON, OF WASHINGTON, DISTRICT OF COLUMBIA.

GAME APPARATUS.

SPECIFICATION forming part of Letters Patent No. 743,605, dated November 10, 1903.

Application filed July 18, 1903. Serial No. 166,145. (No model.)

To all whom it may concern:

Be it known that I, JOHN H. WILSON, a citizen of the United States, residing at Washington, in the District of Columbia, have invented certain new and useful Improvements in Game Apparatus, of which the following is a specification.

This invention appertains to game apparatus of the variety adapted in the solution to be manipulated by hand and comprising a base and movable pieces, the latter being shiftable by operation of the base.

The salient idea of the invention is to get the game-pieces out of sight, the same being representative of political factors which it is desired to run to cover.

The game apparatus consists of a base, preferably in the form of a tray, a central retreat, guides extended outward from the retreat, and game-pieces movable upon the guides and caused to approach the retreat in the accomplishment of the game. The base, while a preferable adjunct, is not vital to the essence of the invention, which resides in the guides radiating from a central point and game-pieces freely slidable on the guides.

In the drawings forming a part of the specification, Figure 1 is a perspective view of a game apparatus embodying the vital features of the invention. Fig. 2 is a transverse section of the game apparatus on a line corresponding with the horizontal guides. Fig. 3 is a view similar to Fig. 2, taken on a line at right angles thereto and parallel with the oppositely-inclined guides.

Corresponding and like parts are referred to in the following description and indicated in all the views of the drawings by the same reference characters.

In conformity to the essential idea of this invention the game apparatus comprises guides 1 and 2, radiating from a central point, as 3, which for convenience is designated as the "retreat," since it is the object to cause the game-pieces to seek shelter therein. The guides may be provided in any number and are preferably radially disposed. The guides 1 are horizontal or parallel with the bottom piece 4 of the base or tray, and the guides 2 are oppositely inclined, as shown most clearly in Fig. 3. The straight and inclined guides alternate, as shown most clearly in Fig. 1, and

in the preferable construction like guides are oppositely disposed. The guides may be rods, bars, or like supports, either of wood, metal, or like material, and are smooth, whereby the game-pieces may move freely thereon.

The retreat 3 may be of any construction and formation and is the central point from which the guides branch and to which the game-pieces collect in the accomplishment of the game. As shown, the retreat is a ball and is provided with recesses 5, into which the game-pieces 6 seek shelter and are hidden from view in the performance of the game. The part 3 may be of wood, papier-mâché, or any suitable material.

The base is provided as a convenient means for housing and protecting the component elements of the apparatus and, as shown, consists of a tray comprising the bottom 4 and rim 7, the outer ends of the guides 1 and 2 being attached to the rim 7 by brads or like fastenings 8. The tray may be constructed in any economical way and is preferably formed of pressed paper shaped in the manner substantially as shown.

The game-pieces 6 may be of any construction, so as to slide freely upon the guides, and, as shown, are of annular form, so as to occupy any position upon the guides. The game-pieces are preferably brass rings, which in the attainment of the game are received in the depressions or pockets 5 of the retreat 3.

The guides may be provided with any number of game-pieces, and in the solution of the game the device is manipulated in such a manner as to cause the game-pieces to approach the retreat and enter the pockets or depressions thereof and be concealed from view.

Having thus described the invention, what is claimed as new is—

1. In game apparatus, the combination of radiating guides, game-pieces freely slidable upon said guides, and a retreat common to all the guides and adapted to receive and conceal said game-pieces, substantially as set forth.

2. In game apparatus, radiating guides, some being straight and the remainder inclined, and game-pieces freely slidable upon said guides, substantially as set forth.

3. In game apparatus, radiating guides,

some being straight and the remainder inclined and arranged equidistant with the inclined guides alternating with the straight guides, and game-pieces freely slidable upon the guides, substantially as described.

5 4. In game apparatus, a retreat provided with recesses in its sides, guides radiating from said retreat in line with the depressions thereof, and game-pieces freely slidable upon
10 the guides and adapted to enter the recesses of the retreat, substantially as set forth.

5. In game apparatus, the combination of radiating guides, a rim encircling and connecting the outer ends of the guides, and
15 game-pieces freely slidable upon said guides, substantially as set forth.

6. In game apparatus, the combination of a tray comprising a bottom and rim, radiating guides secured at their outer ends to said

rim and spaced from said bottom, and game- 20
pieces freely slidable upon said guides, substantially as set forth.

7. The herein-described game apparatus comprising a tray, a central retreat provided in its sides with recesses, radiating guides 25
connected at their outer ends to the rim and at their inner ends to said retreat, the intermediate guides being parallel with the bottom of the tray and the alternate guides being inclined thereto, and annular game-pieces 30
freely slidable upon said guides, substantially as specified.

In testimony whereof I affix my signature in presence of two witnesses.

JOHN H. WILSON. [L. S.]

Witnesses:

W. N. WOODSON,
GENEVIEVE MATTHEWS.