

No. 743,469.

PATENTED NOV. 10, 1903.

C. DENISON.

PUZZLE.

APPLICATION FILED SEPT. 4, 1903.

NO MODEL.

Fig. 1.

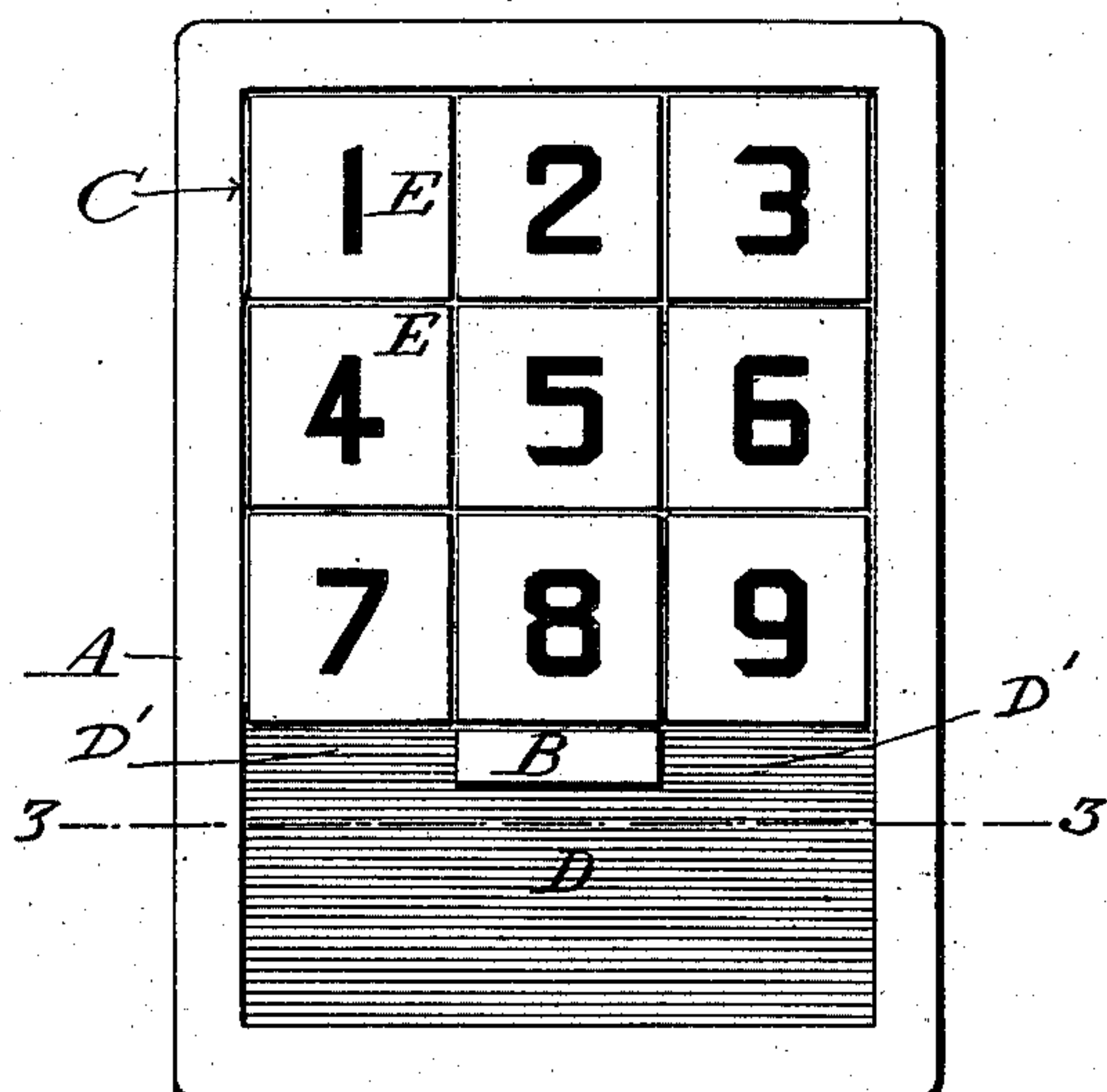


Fig. 2.

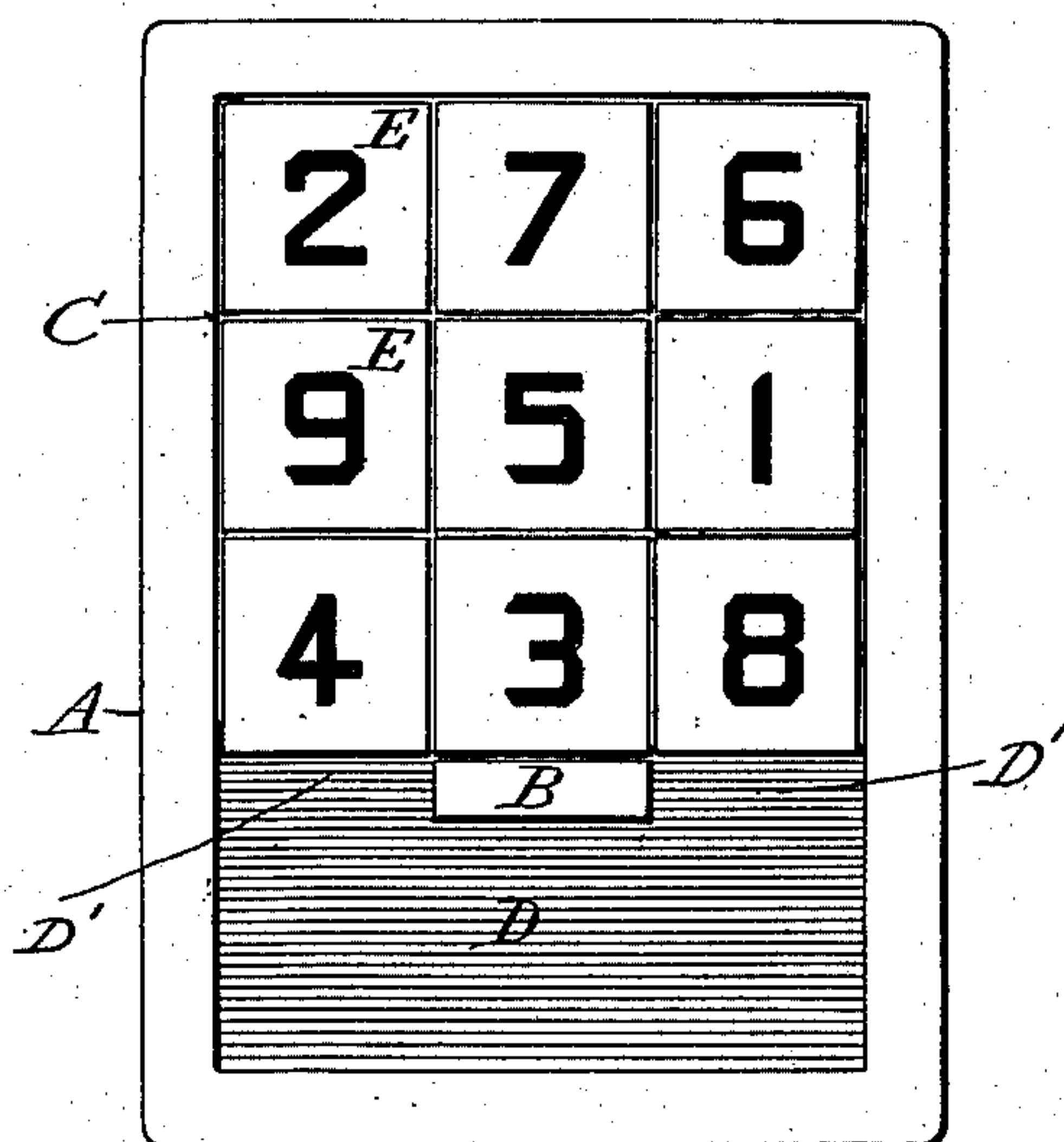
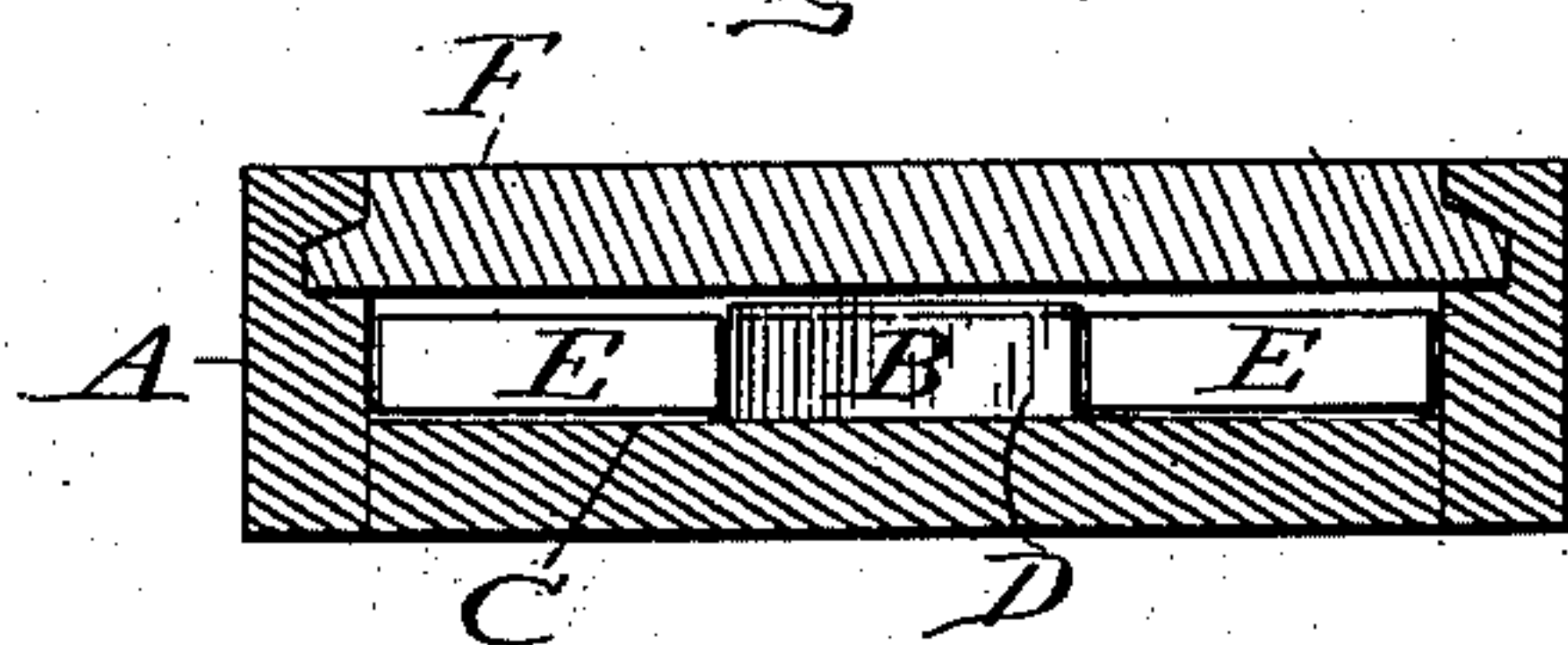


Fig. 3.



Witnesses

N. C. Deady  
T. E. Tuckman

Inventor

Clarence Denison.  
By James J. Sheehy Attorney

# UNITED STATES PATENT OFFICE.

CLARENCE DENISON, OF ROANOKE, VIRGINIA.

## PUZZLE.

**SPECIFICATION** forming part of Letters Patent No. 743,469, dated November 10, 1903.

Application filed September 4, 1903. Serial No. 171,986. (No model.)

*To all whom it may concern:*

Be it known that I, CLARENCE DENISON, a citizen of the United States, residing at Roanoke, in the county of Roanoke and State of Virginia, have invented new and useful Improvements in Puzzles, of which the following is a specification.

My invention pertains to puzzles; and it has for its object to provide a simple, compact, and inexpensive puzzle calculated to afford considerable amusement to those who endeavor to solve it.

The invention will be fully understood from the following description and claims when taken in connection with the accompanying drawings, forming part of this specification, in which—

Figure 1 is a plan view of my improved puzzle with its movable pieces in the positions in which they are placed precedent to working the puzzle. Fig. 2 is a similar view of the puzzle with the movable pieces in the positions they occupy when the puzzle is solved, and Fig. 3 is transverse section taken in the plane indicated by the line 3 3 of Fig. 1 and illustrating the box forming part of the puzzle as provided with a cover.

Similar letters designate corresponding parts in all of the views of the drawings, referring to which—

A is the box of my novel puzzle.

E E are the movable pieces, and F is the cover, which I prefer to employ in order to retain the movable pieces in the box when the puzzle is not in use.

The box A is oblong in outline and comprises a bottom wall, shallow side and end walls, and a fixed division-wall B. This latter is so arranged on the bottom wall that a passage-way D, slightly wider than the pieces E, is formed between one of its sides and the adjacent end wall. Passage-ways D', also slightly wider than the pieces E, are formed between its ends and the side walls, and a square space C, sufficiently large to snugly receive all of the pieces E, is formed between its opposite side and the other end wall.

The movable pieces E, of which there are nine, are square in form and are numbered from "1" to "9," as illustrated.

In working my novel puzzle the pieces E are placed in consecutive order from left to right in the space C of the box, as shown in Fig. 1, and the puzzle is to so position the pieces that the numbers of each row in both directions will amount to fifteen, as shown in Fig. 2, and this by moving the pieces about and without removing them from the box. As will be readily observed by reference to Figs. 1 and 2 the passage-ways D and D' will permit the passage of but one movable piece E at a time, and from this it follows that the division-wall B adds greatly to the difficulty of solving the puzzle and renders the working thereof very entertaining.

I have entered into a detailed description of the construction and relative arrangement of the parts embraced in the present and preferred embodiment of my invention in order to impart a full, clear, and exact understanding of the same. I do not desire, however, to be understood as confining myself to such specific construction and relative arrangement of parts, as such changes or modifications may be made in practice as fairly fall within the scope of my invention as claimed.

Having described my invention, what I claim, and desire to secure by Letters Patent, is—

1. A puzzle comprising a plurality of square movable pieces bearing suitable marks, and a rectangular box having bottom, side and end walls, and also having a fixed division-wall on the bottom wall; the said division-wall being so disposed that a passage-way, slightly wider than each of the movable pieces, is formed between one of its sides and the adjacent end wall, passage-ways, slightly wider than each of the movable pieces, are formed between its ends and the side walls, and a square space, of a size to snugly receive the assembled movable pieces, is formed between its opposite side and the other end wall.

2. A puzzle comprising a plurality of square, consecutively-numbered, movable pieces, and an oblong box having bottom, side and end walls, and also having a fixed division-wall on the bottom wall; the said division-wall being so disposed that a passage-way, slightly wider than each of the movable pieces, is



formed between one of its sides and the adjacent wall, passage-ways, slightly wider than each of the movable pieces, are formed between its ends and the side walls, and a  
5 square space, of a size to snugly receive the assembled movable pieces, is formed between its opposite side and the other end wall,

In testimony whereof I have hereunto set my hand in presence of two subscribing witnesses.

CLARENCE DENISON.

Witnesses:

LAWRENCE S. DAVIS,  
R. C. ROYER.