

No. 742,728.

PATENTED OCT. 27, 1903.

G. M. PIERCE.
DUPLICATE WHIST TRAY.
APPLICATION FILED APR. 8, 1903.

NO MODEL.

2 SHEETS—SHEET 1.

FIG. 1.

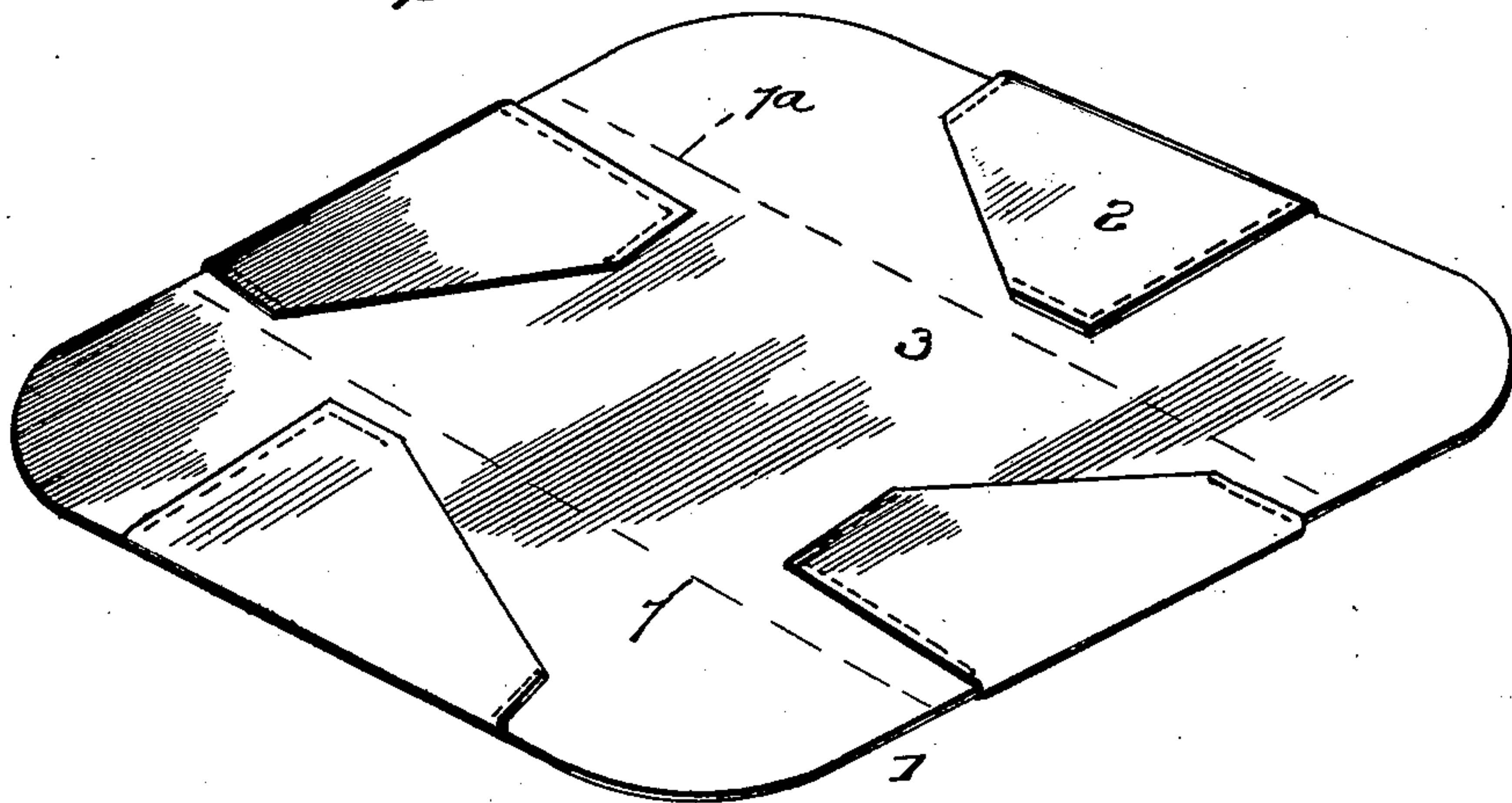


FIG. 2.


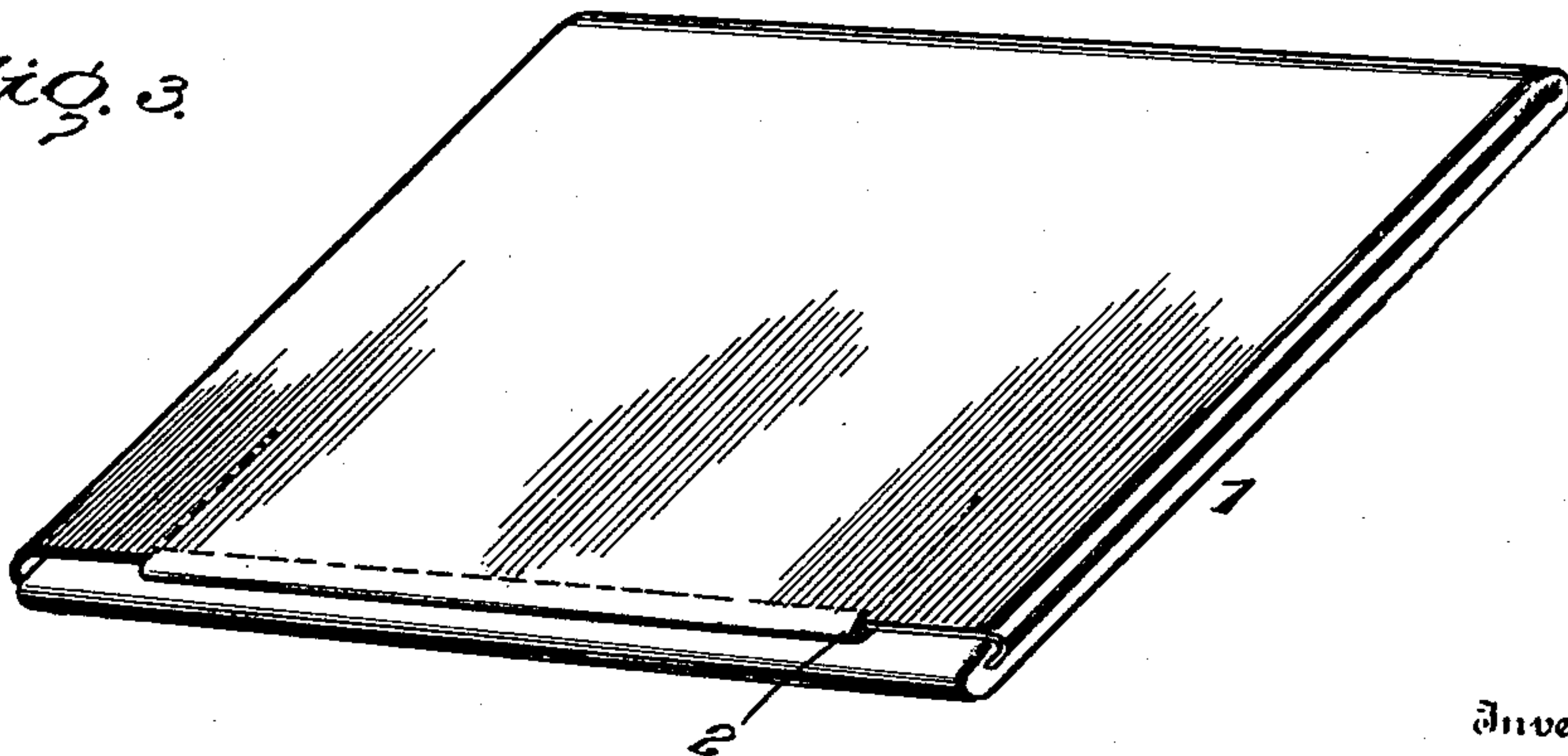


FIG. 3.



Inventor

Witnesses

J. M. Munn
J. M. Ross

G. M. Pierce

By

Charles H. Racey Attorneys

No. 742,728.

PATENTED OCT. 27, 1903.

G. M. PIERCE.
DUPLICATE WHIST TRAY.

APPLICATION FILED APR. 8, 1903.

NO MODEL.

2 SHEETS—SHEET 2.

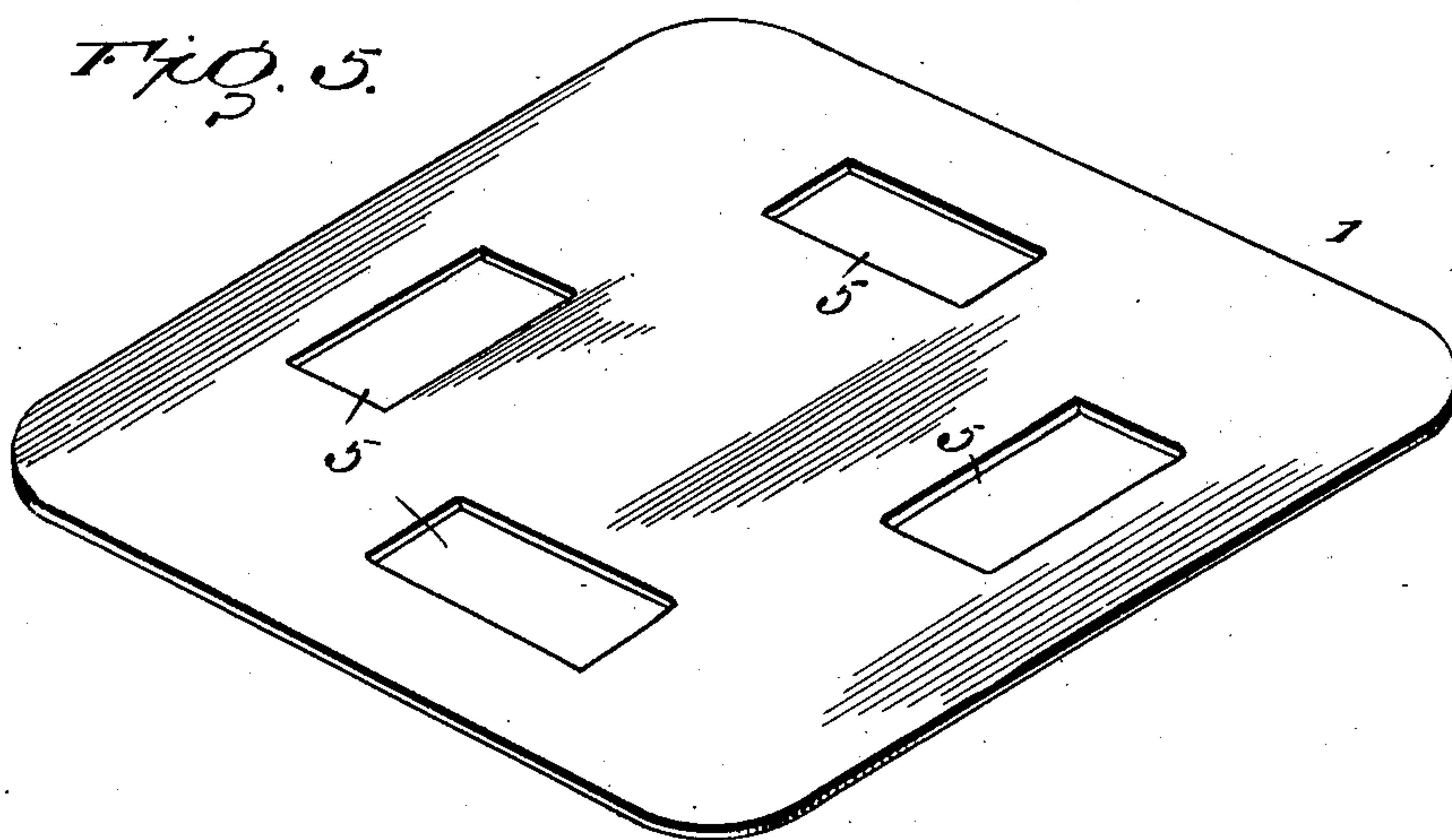
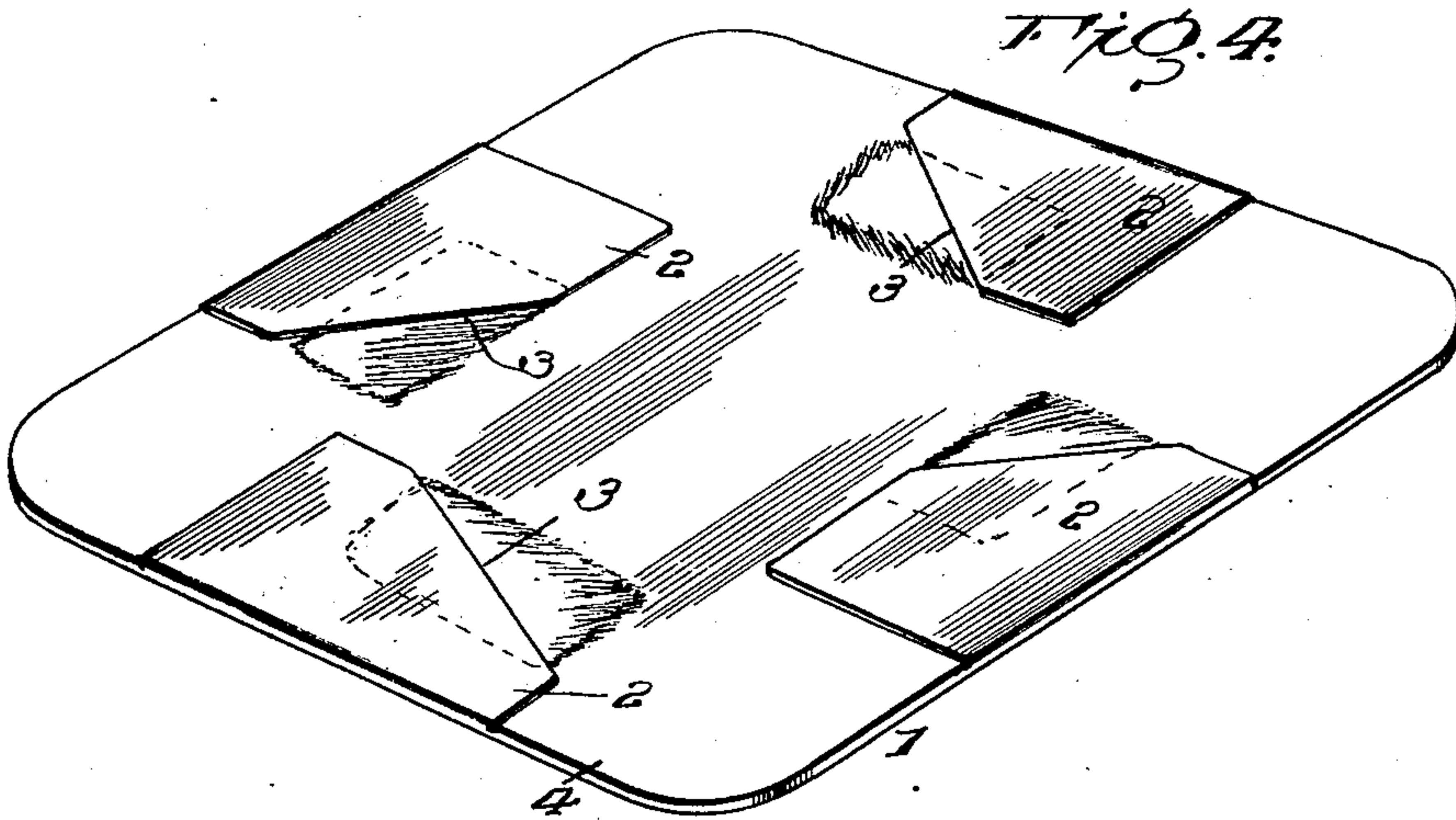



FIG. 6.



Inventor

Witnesses

Wm. M. ...
Geo. Ross.

G. M. Pierce

By

W. B. Racey Attorney

UNITED STATES PATENT OFFICE.

GEORGE M. PIERCE, OF BRODHEAD, WISCONSIN.

DUPLICATE-WHIST TRAY.

SPECIFICATION forming part of Letters Patent No. 742,728, dated October 27, 1903.

Application filed April 8, 1903. Serial No. 151,651. (No model.)

To all whom it may concern:

Be it known that I, GEORGE M. PIERCE, a citizen of the United States, residing at Brodhead, in the county of Green and State of Wisconsin, have invented certain new and useful Improvements in Duplicate-Whist Trays, of which the following is a specification.

It is well known that in the game of duplicate whist a large number of card holders or trays of peculiar construction are required, a set comprising from eight to twelve, sixteen, or twenty-four of such. Obviously it is an essential desideratum that these devices embody the greatest simplicity attainable in order that they may be produced at a minimum expenditure relative to cost, and indeed to construct them as practicable as is possible for the purposes intended.

This invention aims to provide an article constructed with special reference to the above and possessing further advantages which will hereinafter be more fully described.

The tray constituting the invention provides special means cooperating with the pockets in which the cards are disposed for facilitating the ready introduction of the cards therein and removal when the trays are being used in the play.

For a full description of the invention and the merits thereof and also to acquire a knowledge of the details of construction of the means for effecting the result reference is to be had to the following description and drawings hereto attached.

While the essential and characteristic features of the invention are susceptible of modification, still the preferred embodiment of the invention is illustrated in the accompanying drawings, in which—

Figure 1 is a perspective view of the flexible form of tray. Fig. 2 is a perspective view of the flexible tray folded in one way. Fig. 3 is a view similar to Fig. 2, showing a different manner of folding the tray. Fig. 4 is a perspective view of a tray ready for use and embodying a modified form. Fig. 5 is an elevation of the base of the tray shown in Fig. 4. Fig. 6 is a partial sectional view through one of the card-pockets and the adjacent portion of the base of the modified form of tray.

Corresponding and like parts are referred to in the following description and indicated in all the views of the drawings by the same reference characters.

In the game of duplicate whist, which is usually played by four different persons, a deck of cards is utilized for each of the trays used. The cards are dealt to the several persons playing, thirteen to each, and after the hand has been played out by each person the cards are then retained in their respective piles and placed away within the holding device upon the tray. These cards must be kept in their separate piles, and when disposed within the tray same is set aside and the game proceeds, the players using the other decks of cards and trays, according to the number of hands to be played, which is determined usually by the number of trays in the set. It is very desirable that the trays be of as cheap construction as possible, but at the same time substantial and really efficient for the purposes of the game.

In the form of the article as illustrated in Fig. 4 of the drawings the base 1 is preferably made from approximately stiff material, such as cardboard or with a wire frame inclosed between two thicknesses of cloth, and is provided upon its upper side with a plurality of card-holding devices, such as pockets 2. Each of the pockets 2 is provided with cut-away portions 3, through which the cards are introduced within the body of the same. The base and the pockets are covered with material of suitable character, such as cloth 4, to give a finish to the article. The covering-cloth is disposed upon both sides of the base and may be secured thereto by pasting or otherwise, as found convenient in the manufacture of the trays for the market. Each of the pockets 2 is provided with proper indicating matter to designate the positions of the players, as will be readily understood by those versed in playing the game. The numerals "1," "2," "3," and "4" are used for this purpose. If desirable, the player who is known as the "leader" may be provided with a "leader-card," which when disposed uppermost of the set of cards comprising his hand will serve to inform the players as to the hands which they will be required to play when the trays are again set before them. In order

to provide for the ready introduction and removal of the sets of cards played by the respective players into and out of the several pockets 2, the base 1 has a number of cut-away portions 5 thereon, the number of these cut-away portions 5 corresponding to the number of the pockets 2, for reasons which will now be described. The covering-cloth 4 upon the upper and lower sides of the base extend over the cut-away portions 5, so that these parts are not in open view. The cut-away portions 5 are located upon the base at the points of ingress and egress of the cards from the pockets 2. The covering upon the sides of the base being to a certain extent flexible permits of grasping of the cards beneath the pile within the pocket, and thus enables them to be more readily removed.

The pockets 2 are arranged in sets, each set being used by the partners in the play, and the sets of pockets are disposed upon opposite sides of the base, having the entrance-openings toward each other. The tray shown in the first figures of the drawings is the preferred form and is adapted to be folded first upon two lines, which are designated 7 and 7^a, respectively, and then the end portions of the tray, after the same has been folded in the manner above stated, are folded upon each other, and the tray is adapted to be placed away until the game proceeds sufficiently for a second use of the respective sets of cards in the tray. After each hand the trays are folded in this way and put to one side, being used in their regular order.

The tray may be folded as shown in Fig. 3, having the end folds received one within the other, so that no likelihood of the same being accidentally unfolded and escape of the cards from the pockets is incurred, since the ends are in a manner locked together.

Having thus described the invention, what is claimed as new is—

1. In a holder or tray for game apparatus, a base of approximately oblong form, sets of pockets disposed upon corresponding opposite edge portions of the said base, the pockets of each set having entrance-openings for admission of cards or the like disposed at diagonally opposite corner portions thereof, the base being flexible at the several points of entrance to the pockets.

2. A tray or holder for game apparatus, consisting of a base, pockets provided upon said base and cut-away portions located thereon approximately at the points of entrance to the pockets, and a covering extending over the said base and cut-away portions, substantially as described.

3. A tray or holder for game apparatus comprising a base provided with pockets thereon, said base having portions cut away at approximately the points of entrance to the pockets, a covering disposed upon the upper and lower sides of the base and extending over the cut-away portions thereon, whereby the base is made flexible at the points of entrance to the said pockets, substantially as described.

4. In a tray or holder of the character described, a base provided with pockets thereon and having portions cut away at approximately the points of entrance to the pockets, the said cut-away portions extending a distance within the pockets and a covering disposed upon the upper and lower sides of the base and extending over the cut-away portions thereon, whereby the base is made flexible at the points of entrance to the pockets, substantially as described.

In testimony whereof I affix my signature in presence of two witnesses.

GEORGE M. PIERCE. [L. S.]

Witnesses:

F. L. HOLLIDAY,
O. S. FREEMAN.