

No. 742,323.

PATENTED OCT. 27, 1903.

A. D. HOSTETTER.
COMBINED SLUG AND FOOT STICK.

APPLICATION FILED JAN. 3, 1903.

NO MODEL.

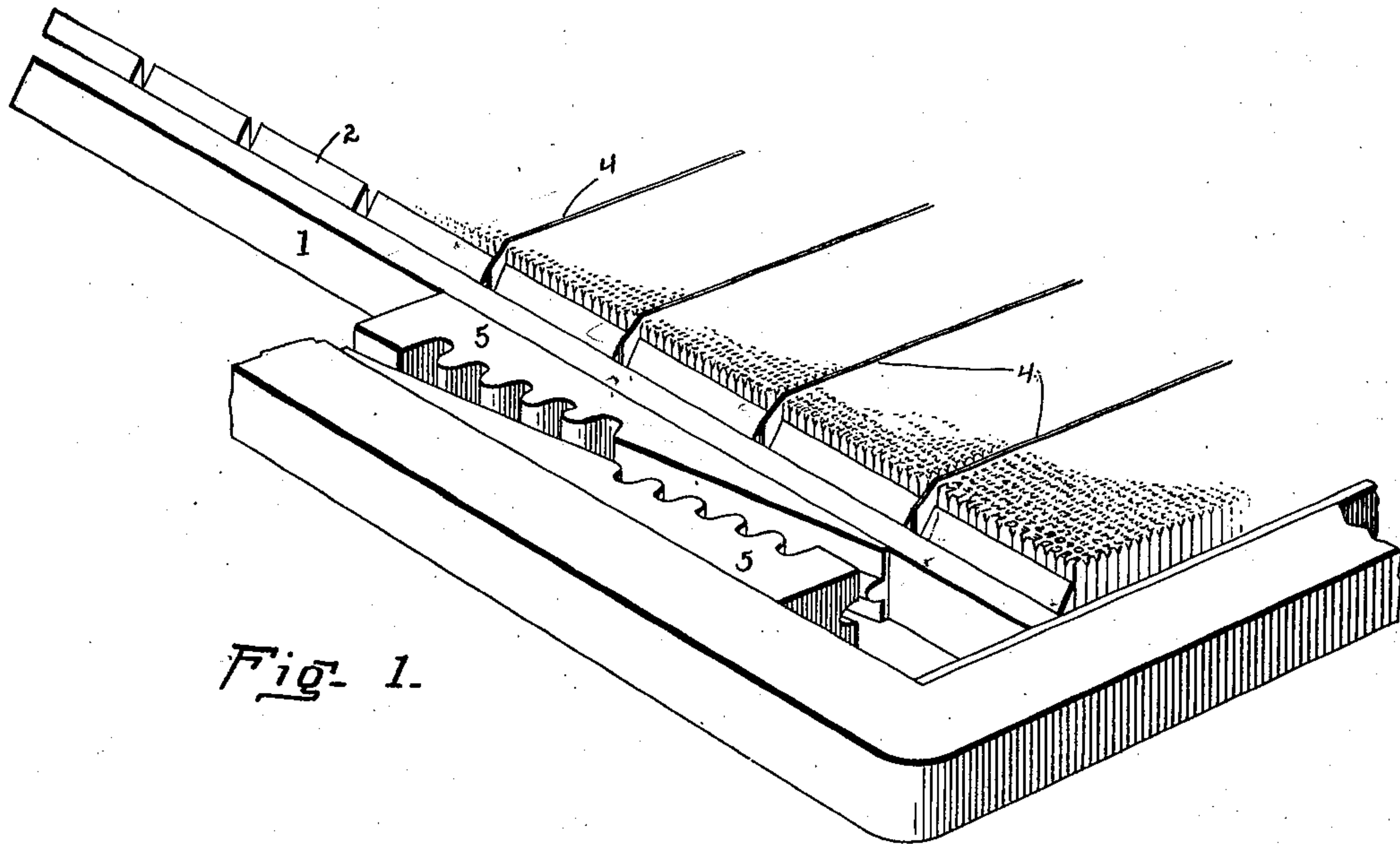


Fig. 1.

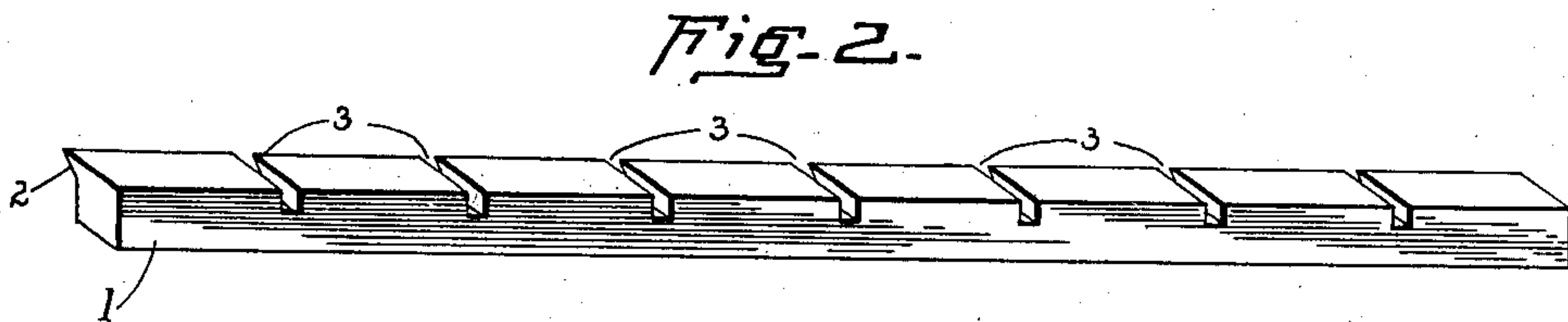


Fig. 2.

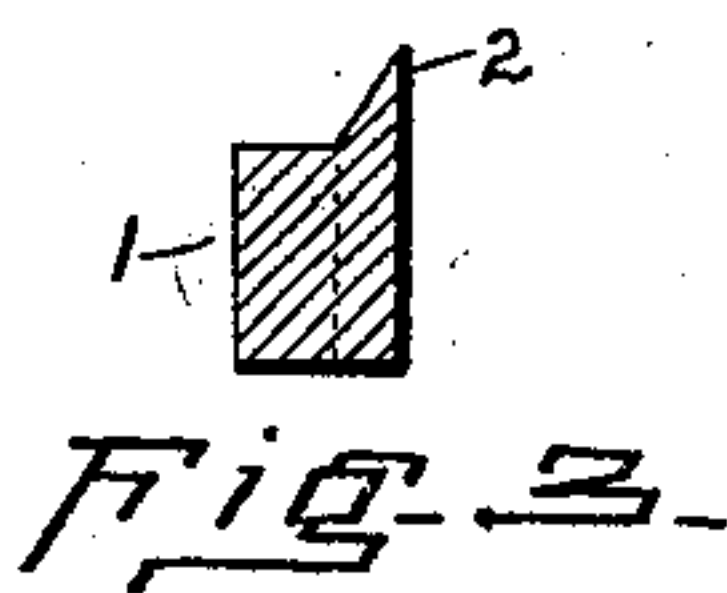


Fig. 3.

WITNESSES:

W. H. Stough
J. R. Bond

INVENTOR

Andrew D. Hostetter

BY J. W. Bond

ATTORNEY

UNITED STATES PATENT OFFICE.

ANDREW D. HOSTETTER, OF CANTON, OHIO.

COMBINED SLUG AND FOOT-STICK.

SPECIFICATION forming part of Letters Patent No. 742,323, dated October 27, 1903.

Application filed January 3, 1903. Serial No. 137,742. (No model.)

To all whom it may concern:

Be it known that I, ANDREW D. HOSTETTER, a citizen of the United States, residing at Canton, in the county of Stark and State of Ohio, have invented certain new and useful Improvements in a Combined Slug and Foot-Stick; and I do hereby declare that the following is a full, clear, and exact description of the same, reference being had to the annexed drawings, making a part of this specification, and to the figures of reference marked thereon, in which—

Figure 1 is a perspective view showing portions of a printer's chase and illustrating the application of the slug and foot-stick. Fig. 2 is a view of the slug and foot-stick. Fig. 3 is a transverse section.

The present invention has relation to combined slugs and foot-sticks; and it consists in the novel construction hereinafter described, and particularly pointed out in the claims.

Similar numerals of reference indicate corresponding parts in all the figures of the drawings.

The object of the present invention is to provide a combined slug and foot-stick of a length to correspond with the width of the form designed to be locked in the chase, and of course the length will correspond with the number of columns of printed matter. Heretofore a separate slug has been placed against the foot of the column, the slugs coming between the column rules or bars.

My improvement consists in forming the bar 1 of a single piece of metal, which within itself constitutes the ordinary slugs and the ordinary foot bar or stick. The type-face of the bar 1 is provided with the beveled flange 2, which extends upward from the upper face of the foot-stick proper the usual distance, and at properly-determined distances are located notches 3, which notches are for the purpose of receiving the lower ends of the column rules or bars 4.

It will be understood that by my peculiar arrangement I am enabled to properly lock

the type by a single operation—that is to say, by placing the combined slug and foot-stick against the type at the lower ends of the columns, thereby holding all of the columns in proper position and at the same time providing a stick for locking the columns together with the usual locking device or keys 5.

The locking-keys form no particular part of the present invention, but are illustrated to show the application of my combined slug and foot-stick as applied to use.

It will be understood that in carrying out the above-described invention I prefer to form the slugs and foot-stick of a single and integral bar; but of course, if desired, the slugs may be separate and securely attached to the foot stick or bar.

Having fully described my invention, what I claim as new, and desire to secure by Letters Patent, is—

1. The herein-described slug and foot-stick consisting of a bar formed of a length greater than the width of a column and provided with a beveled flange extended upward from the upper face of the stick, and slug portions formed integral with the bar and notches located between the slug portions, substantially as and for the purpose specified.

2. The herein-described slug and foot-stick, consisting of a bar formed of a length to substantially extend from side to side of the chase, and provided with a flange extended upward from the upper face of the stick, and slug portions formed integral with the stick and notches located between the slug portions and at a distance apart equal to the width of the columns, substantially as and for the purpose specified.

In testimony that I claim the above I have hereunto subscribed my name in the presence of two witnesses.

ANDREW D. HOSTETTER.

Witnesses:

H. D. ALEXANDER,
F. W. BOND.