

No. 742,029.

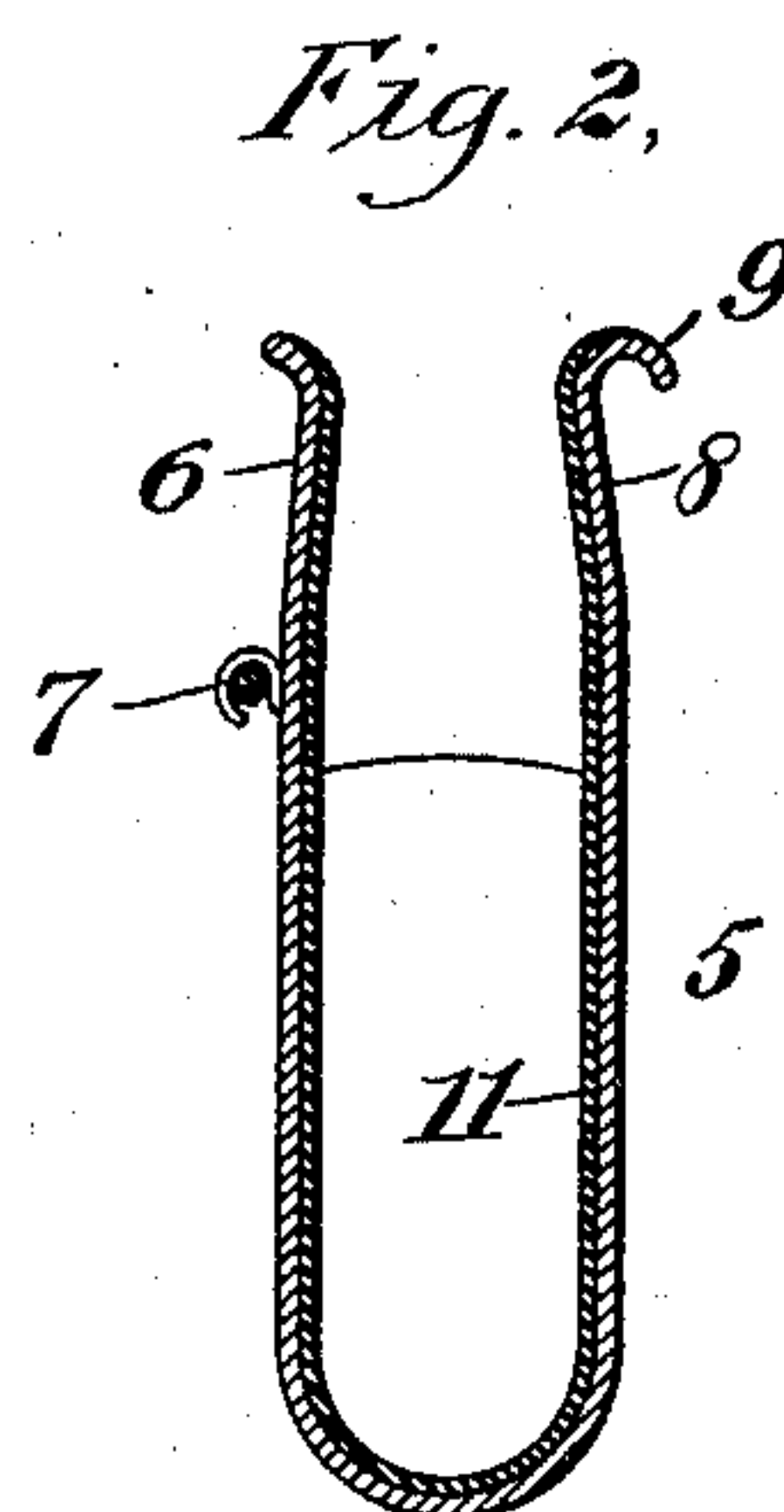
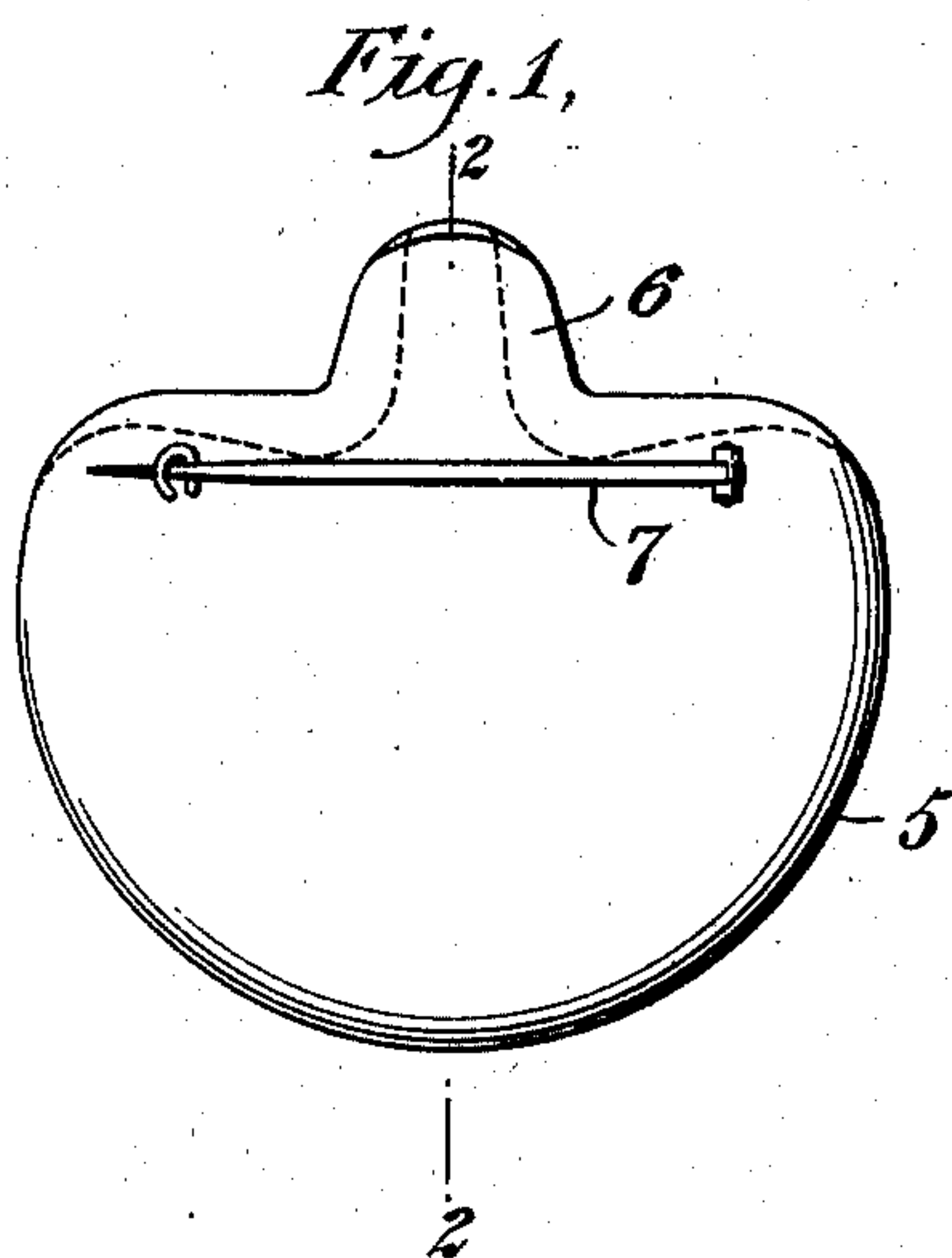
PATENTED OCT. 20, 1903.

R. K. HOHMANN & A. ROSENFELD.

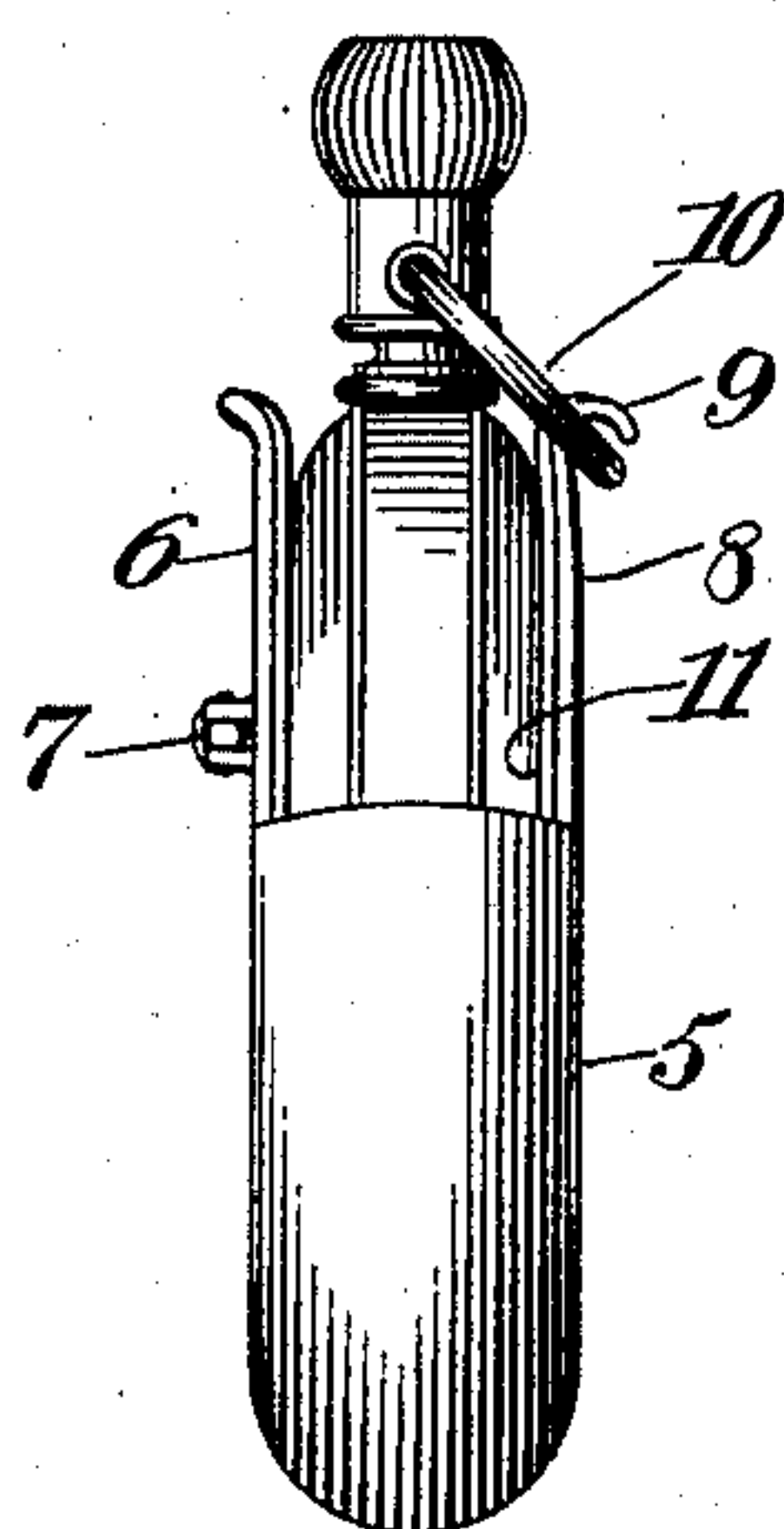
WATCH HOLDER.

APPLICATION FILED JUNE 26, 1903.

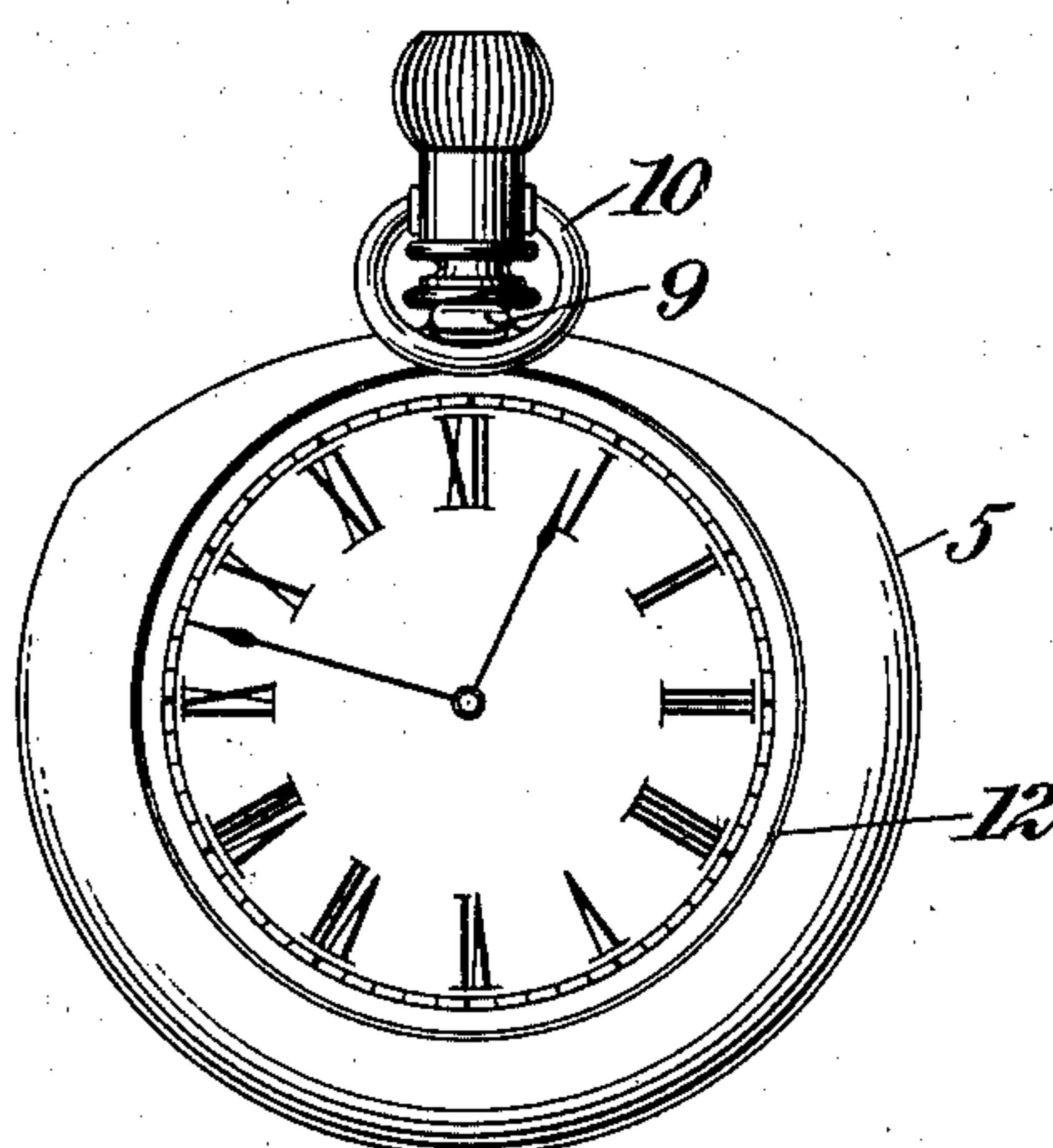
NO MODEL.



*Fig. 3.*



*Fig. 4.*



WITNESSES:

*Edward Thorpe*  
*C. R. Ferguson*

INVENTORS

*Richard K. Hohmann*  
*Alfred Rosenfeld*

BY

*Mumme*  
ATTORNEYS

## UNITED STATES PATENT OFFICE.

RICHARD KARL HOHMANN AND ALFRED ROSENFELD, OF SAN DIEGO,  
CALIFORNIA.

## WATCH-HOLDER.

SPECIFICATION forming part of Letters Patent No. 742,029, dated October 20, 1903.

Application filed June 26, 1903. Serial No. 163,235. (No model.)

*To all whom it may concern:*

Be it known that we, RICHARD KARL HOHMANN and ALFRED ROSENFELD, both citizens of the United States, and residents of San Diego, in the county of San Diego and State of California, have invented a new and Improved Watch-Holder, of which the following is a full, clear, and exact description.

This invention relates to improvements in holders or pockets for watches, particularly women's watches, an object being to provide a holder that may be readily attached to a dress-waist, belt, or any other desired part of a garment in which a watch may be easily placed and as easily removed, the device also having means for preventing accidental dislodgment of the watch.

We will describe a watch-holder embodying our invention and then point out the novel features in the appended claims.

Reference is to be had to the accompanying drawings, forming a part of this specification, in which similar characters of reference indicate corresponding parts in all the figures.

Figure 1 is a rear side view of a watch-holder embodying our invention. Fig. 2 is a section on the line 2 2 of Fig. 1. Fig. 3 is an edge view thereof with a watch in place therein, and Fig. 4 is a front view showing a modification.

The watch-holder comprises a pocket 5, conforming, substantially, to about one-half the diameter of a watch-case designed to be placed therein. This pocket may be made of any suitable material—such, for instance, as metal, hard rubber, or the like—and suitably ornamented. The rear wall of the pocket has an upward extension 6, which will prevent the watch from coming in contact with clothing to possibly blacken the same, and on this rear wall is a pin 7. We have here shown the pin 7 as horizontally disposed; but it is to be understood that it may be placed vertically and come within

the terms of our invention. This pin obviously is for securing the device to a garment or the like. The front wall has an upward extension 8, provided with a hook 9, with which the bow 10 of a watch may be engaged to prevent the accidental dislodgment of the watch and also serving somewhat to prevent abstraction of the watch by a pick-pocket. To prevent scratching of the watch-case, the pocket has a lining 11, of suitable fabric or chamois-skin.

In Fig. 4 we have shown the device with an opening 12 in its front wall, so as to disclose the dial of an open-faced watch.

Having thus described our invention, we claim as new and desire to secure by Letters Patent—

1. A watch-holder comprising a pocket open at the upper portion, a watch-bow-engaging device extended upward from the front wall of the holder, an upward extension on the rear wall of the holder, and means for removably attaching the holder to a garment.

2. A watch-holder comprising a pocket conforming substantially to the shape of a watch and embracing the lower half portion of the watch, an upward extension on the front wall of the holder, said extension having a hook end, and a pin on the rear wall of the holder.

3. A watch-holder comprising a pocket open at its upper portion, a lining of soft material in the pocket, an upward extension on the front wall of the holder and having a hook end, an upward extension on the rear wall of the holder, and a fastening-pin on said rear wall.

In testimony whereof we have signed our names to this specification in the presence of two subscribing witnesses.

RICHARD KARL HOHMANN.  
ALFRED ROSENFELD.

Witnesses:

C. B. DAGGETT,  
IVA J. ANGIER.